

The effect of surface conditions on the electrochemical CO₂ reduction performance of bimetallic AuPd electrocatalysts

van den Berg, D.; Izelaar, B.; Fu, S.; Kortlever, R.

DOI

[10.1039/d3cy01411h](https://doi.org/10.1039/d3cy01411h)

Publication date

2023

Document Version

Final published version

Published in

Catalysis Science & Technology

Citation (APA)

van den Berg, D., Izelaar, B., Fu, S., & Kortlever, R. (2023). The effect of surface conditions on the electrochemical CO₂ reduction performance of bimetallic AuPd electrocatalysts. *Catalysis Science & Technology*, 14 (2024)(3), 555-561. <https://doi.org/10.1039/d3cy01411h>

Important note

To cite this publication, please use the final published version (if applicable).
Please check the document version above.

Copyright

Other than for strictly personal use, it is not permitted to download, forward or distribute the text or part of it, without the consent of the author(s) and/or copyright holder(s), unless the work is under an open content license such as Creative Commons.

Takedown policy

Please contact us and provide details if you believe this document breaches copyrights.
We will remove access to the work immediately and investigate your claim.

Catalysis Science & Technology

Volume 14
Number 3
7 February 2024
Pages 501–778

rsc.li/catalysis



ISSN 2044-4761

COMMUNICATION


Ruud Kortlever *et al.*

The effect of surface conditions on the electrochemical CO₂ reduction performance of bimetallic AuPd electrocatalysts

COMMUNICATION

[View Article Online](#)
[View Journal](#) | [View Issue](#)Cite this: *Catal. Sci. Technol.*, 2024,
14, 555Received 10th October 2023,
Accepted 15th November 2023

DOI: 10.1039/d3cy01411h

rsc.li/catalysisThe effect of surface conditions on the
electrochemical CO₂ reduction performance of
bimetallic AuPd electrocatalysts†Daniël van den Berg, Boaz Izelaar, Shilong Fu and Ruud Kortlever *

Most research into electrochemical CO₂ conversion focusses on improving electrode materials, but neglects the role of the electrolyte. We show the buffer influence on the selectivity of a bimetallic gold–palladium electrode in an effort to elucidate observed inconsistencies between different studies. While hydrocarbons are produced in the phosphate buffer, they remain absent in the bicarbonate buffer, showing that the electrolyte choice plays a crucial role in the selectivity of the electrode.

In order to shift away from fossil resources as main source for fuels and bulk chemicals, new and sustainable production processes based on renewable energy inputs need to be developed. Interest in the electrochemical reduction of CO₂ to base chemicals such as CO, methane and ethylene has therefore significantly increased in the last decades. Copper-based electrode materials have been the main focus of research, ever since the discovery by Hori and co-workers that copper is able to reduce CO₂ to hydrocarbons and alcohols.³ However, copper produces a wide range of C₁–C₃ products, with limited selectivity towards one product.^{4,5} The selectivity of a monometallic copper electrode can be tuned by controlling the local conditions at the surface and by coating the electrode with organic layers.^{1,6,7} Alternatively, the design of multimetallic catalysts provides a means to tailor the electronic and structural properties, thereby modifying its catalytic properties. Many recent studies have been devoted to investigating the electrocatalytic properties of copper-based alloys.^{1,8–11} In most cases, these copper-based alloys were not able to outperform the intrinsic activity of copper towards the production of multi-carbon hydrocarbons. However, some alloys display higher selectivities towards CO or suppress the

hydrogen evolution reaction, such as CuAg or CuIn alloys (HER).^{1,12,13} So far, only two classes of copper-free alloys have been found that are able to produce hydrocarbon products. The first are combinations of nickel and group 13 metals (aluminium, gallium) that produce C₁–C₃ products,^{14–16} and the second are gold palladium combinations that have yielded C₁–C₅ products.^{17,18} The Ni–Ga combination was chosen following DFT-calculations of oxygen-adsorption energies for several alloys. Here, the oxygen-adsorption energy of a material was found to be determining for its catalytic activity of the thermochemical CO₂ reduction towards methanol.¹⁹ For AuPd, the combination of metals was chosen to optimally bind CO_{ads} to the electrode surface. The CO_{ads} intermediate is important for CO₂ reduction towards further reduced products; if the intermediate is bound too weakly, it will desorb before it can be reduced further, which is the case for a gold electrode, while if CO_{ads} is bound too strongly, which is the case for a palladium electrode, it is not energetically favourable to reduce it further and little to no CO₂ reduction products will be observed.²⁰ By bringing both metals together on the same surface, the binding energies of the metals to CO_{ads} will be “averaged” leading to further reduction of CO_{ads} to hydrocarbons.²¹

Interestingly, studies into electrochemical reduction of CO₂ on AuPd obtained different findings; Kortlever *et al.* studied palladium electrodeposited on a polycrystalline gold foil in a 0.1 M KH₂PO₄ + 0.1 M K₂HPO₄ buffer (pH = 6.7) and observed a mixture of C₁–C₅ products from an onset potential of –0.8 V vs. RHE.¹⁷ Humphrey *et al.* investigated the same metal combination as core–shell nanoparticles in a 0.1 M Na₂SO₄ electrolyte at pH 4 with different shell thicknesses of palladium. In their study, hydrocarbons (C₁–C₂) and formate were observed with nanoparticles with a Pd shell thickness of 5 nm or higher, while thinner Pd shells only produced CO and H₂.¹⁸ Contrary to previous studies, Wang *et al.* did not observe any hydrocarbon formation when studying AuPd nanoparticles with varying Pd surface compositions in 0.1 M KHCO₃.²² Neither did Hahn *et al.* when investigating

Large-Scale Energy Storage, Process & Energy Department, Faculty of Mechanical, Maritime and Materials Engineering, Delft University of Technology,
Leeghwaterstraat 39, 2628 CB Delft, The Netherlands.

E-mail: r.kortlever@tudelft.nl

† Electronic supplementary information (ESI) available. See DOI: <https://doi.org/10.1039/d3cy01411h>

different compositions of thin film AuPd alloys in a 0.1 M KHCO_3 buffer.²³ To elucidate the origin of the differences in observed product selectivity between the aforementioned studies, electrodeposited palladium on a gold surface was studied in 0.1 M KHCO_3 and 0.1 M KH_2PO_4 + 0.1 M K_2HPO_4 electrolytes. As a comparison, electrodeposited palladium on a glassy carbon electrode and a polycrystalline gold electrode were studied in both buffers to investigate the effect on the separate counterparts.

In ESI† Fig. S1A and B, SEM images of the gold–palladium electrode can be found. The images show a fairly uniform surface except for some bright and dark spots, which is

further supported by the XPS data of the electrode (ESI† Section S6). In ESI† Fig. S1A–C, the EDX mapping image shows that these dark spots on the SEM image are not identified as either gold, palladium, or any other element. Therefore, these dark spots are assumed to be small cavities in the electrode. Lighter streaks on the SEM image can be excess islands of gold as they are also observed on the pure gold electrode (see ESI† Fig. S1C and D), taking into account that no other element was detected by the EDX mapping (see Fig. S3†). In contrast, palladium forms small particles when electrodeposited on the glassy carbon rather than forming a uniform monolayer. The difference is clearly visible from the

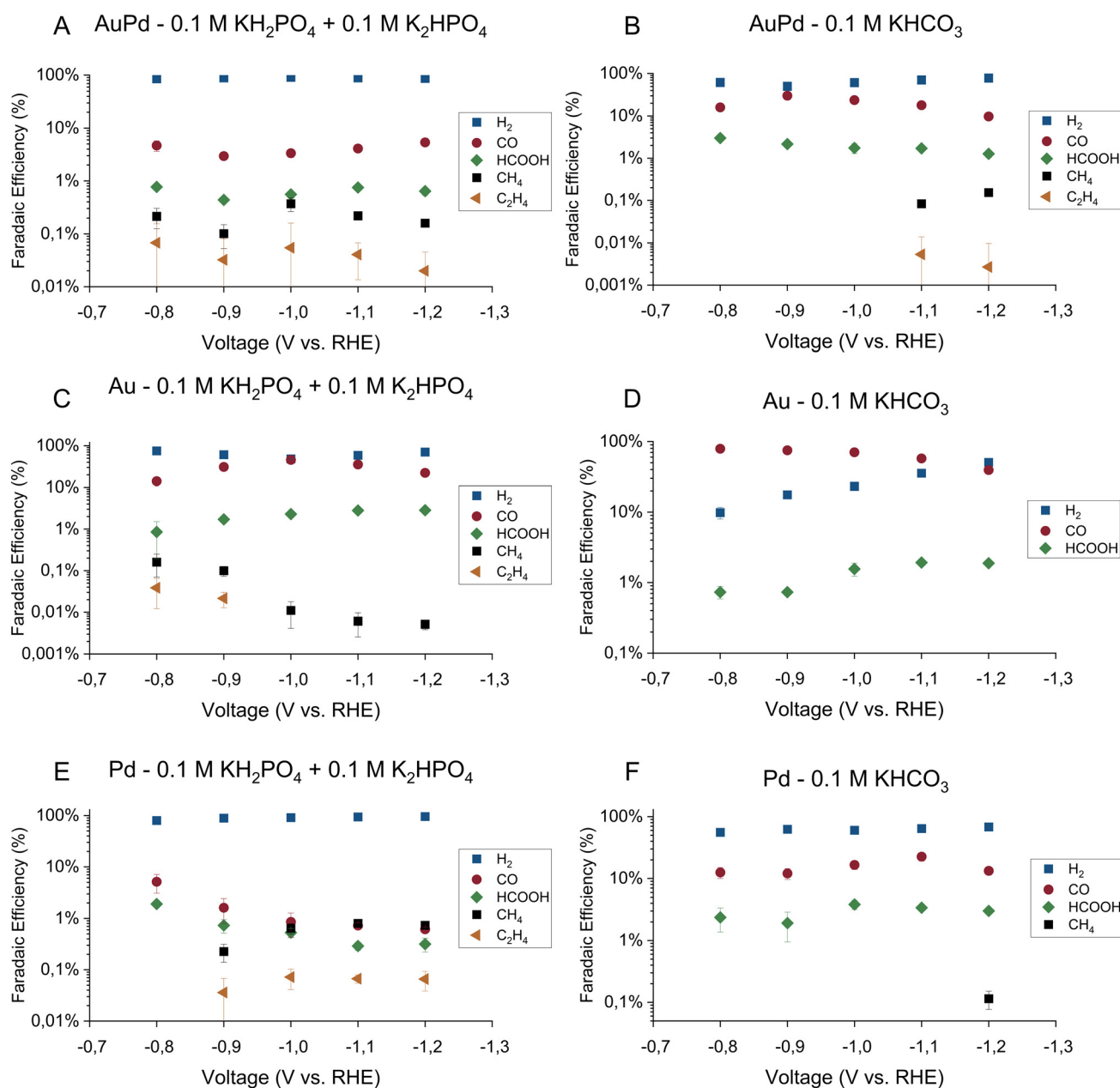


Fig. 1 Faradaic efficiencies for CO₂ reduction for gold–palladium, gold, and palladium electrode in both phosphate (0.1 M KH_2PO_4 /0.1 M K_2HPO_4) and bicarbonate (0.1 M KHCO_3) electrolyte. The major products observed on the electrodes are hydrogen (■), carbon monoxide (●), formate (◆), methane (■), and ethene (▲). The error bars show the standard deviation over the triplicate results.



SEM images of the Pd/C (ESI† Fig. S1E and F). The particles were confirmed as palladium using EDX mapping of the surface (ESI† Fig. S2D–F).

Both palladium and gold are identified on the AuPd surface by XPS (see ESI† Fig. S4). The Pd 3d spectra has two predominant metallic Pd peaks at 335 eV and 341.3 eV, which matches the peaks of the palladium foil (ESI† Fig. S5). On the gold–palladium and palladium foil, inevitable formation of Pd-oxide species was observed at 336.1 eV and 337.5 eV. The sharp peaks in the Au 4f_{7/2} spectra at 83.9 eV do not show a negative shift of 0.6–0.8 eV with respect to the metallic Au state (ESI† Fig. S6). The absence of this shift

suggests that a layer of metallic Pd covers the Au foil rather than that the gold and palladium have formed an alloyed phase.^{2,3}

The faradaic efficiencies toward the major products on all three electrodes in the phosphate buffer are shown in Fig. 1A, C and E for gold–palladium, gold, and palladium respectively. The partial current densities towards the major products on the same electrodes are shown in Fig. 2A, C, and E. Using the phosphate buffer, small amounts of hydrocarbons with partial current densities between a few and tens of micro amperes are observed on all electrodes. These results agree fairly well with literature results, as

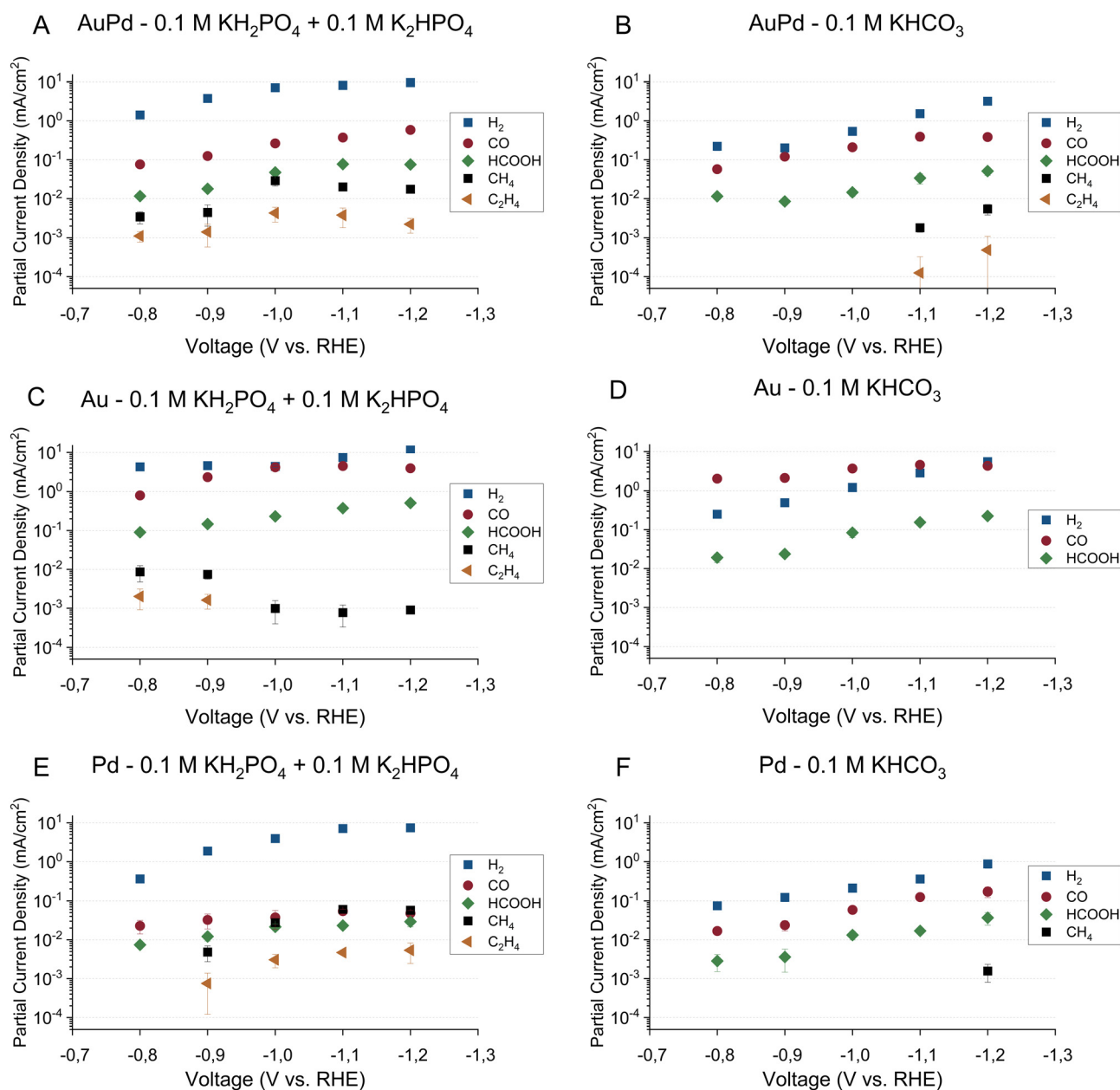


Fig. 2 Partial current densities for CO₂ reduction for gold–palladium, gold, and palladium electrode in both phosphate (0.1 M KH₂PO₄/0.1 M K₂HPO₄) and bicarbonate (0.1 M KHCO₃) electrolyte. The major products observed on the electrodes are hydrogen (■), carbon monoxide (●), formate (◆), methane (■), and ethene (▲). The error bars show the standard deviation over the triplicate results.



Kortlever *et al.* observed hydrocarbons within the C_1 – C_5 range with a higher selectivity in the same phosphate buffer.¹⁷ The difference in selectivity can be explained by a difference in cell hydrodynamics between both studies since both studies used different cell setups. Also, while only hydrocarbons in the C_1 – C_2 range could be quantified in this study, propane/propene was observed qualitatively. However, since the gas chromatograph was not calibrated for propane or propene, these products are not included in the figures. Higher hydrocarbons (C_4 – C_5) are not observed, meaning that if they were produced their concentrations remained under the limit of detection. On gold small amounts of hydrocarbons were observed in the phosphate buffer with a faradaic efficiency of around 0.2% at 0.8 V *vs.* RHE, which agrees with the findings of Noda and co-workers. Using a phosphate electrolyte of pH 6.8, they observed small amounts of hydrocarbons with a selectivity of 0.6% at –0.8 V *vs.* RHE on a polycrystalline gold electrode.²⁴ The difference in selectivity could again be attributed to differences in cell hydrodynamics.

The faradaic efficiencies toward the major products on all three electrodes in the bicarbonate buffer are shown in Fig. 1B, D and F for gold–palladium, gold, and palladium respectively. The partial current densities towards the major products on the same electrodes are shown in Fig. 2B, D, and F. Interestingly, these results show that while hydrocarbons are produced in the phosphate electrolyte, they remain mostly absent in the bicarbonate electrolyte or are produced at much smaller rates. For AuPd, hydrocarbons were observed at more negative potentials in the bicarbonate electrolyte in comparison to the phosphate electrolyte, with methane and ethylene production at –1.1 V and –1.2 V *vs.* RHE. In the literature, AuPd in a bicarbonate electrolyte was only tested up to a potential of –1.0 V *vs.* RHE in the case of Hahn *et al.*,²³ while Wang and co-workers only tested up to a potential of –0.8 V. Hori *et al.* report that a small amount of methane (2.9% selectivity) is produced on palladium in 0.1 M $KHCO_3$, with a total faradaic efficiency balance of 60%.²⁰ This discrepancy in the total faradaic efficiency was explained by the absorption of hydrogen into the electrode. Additionally, Azuma and co-workers observed small amounts of hydrocarbons (C_1 – C_6) on a palladium electrode in a 0.05 M $KHCO_3$ electrolyte at –2.16 *vs.* RHE.²⁵ Their obtained selectivities of the hydrocarbons decrease with increasing hydrocarbon size from 0.3% for methane to about 0.001% for the highest hydrocarbons.

Other major reduction productions also follow a similar trend in the two electrolytes for all electrodes. The HER activity and formate production rate are higher in the phosphate electrolyte compared to the bicarbonate electrolyte. On the other hand, the activity towards CO production remains mostly unaffected by the electrolyte choice. However, we note that on the gold electrode, CO production tapers off around 4.5 mA cm^{-2} in both buffers. A stagnation in production rate could indicate either a kinetic limitation of the catalyst or a limitation of CO_2 transfer to the electrode. To assess this hypothesis, the hydrodynamics

of the cell setup were measured using the ferro-/ferricyanide redox couple. The experimental approach and results can be found in the ESI† (Section S3). From the calculations, it is estimated that when the CO_2 consumption rate exceeded 27 nmol s^{-1} , the concentration of CO_2 at the surface reaches zero and transport rate becomes mass transfer limited. The consumption rate of CO_2 on gold in both buffers approached 25 nmol s^{-1} (see ESI† Table S2). Hence, the CO_2 reduction on the gold electrode was mass transfer limited for both buffers over the whole potential range.

In summary, the dependency of the product selectivity upon the choice of electrolyte shows that apart from the catalyst material, the local conditions at the electrode play a key role. The cause of this dependency could be due to the different anions that enhance or impede the formation of products on the electrode. Alternatively, since the buffer strength of the phosphate buffer is higher than the bicarbonate buffer, the buffer strength of the electrolyte could influence the formation of hydrocarbons by causing different surface conditions (for instance, differences in local pH and CO_2 availability). To determine the cause for the observed differences, the AuPd catalyst activity was measured in a series of electrolytes with increasing bicarbonate concentration at a fixed potential. The purpose of these experiments is two-fold: if the cause for the observed difference is due to buffer strength, increasing the buffer strength will mimic the conditions of the phosphate buffer and an enhancement in the formation of hydrocarbons is expected. However, if the observed differences are due to the different anions, an increased presence of HCO_3^- or CO_3^{2-} would not yield any significant differences. The potential chosen for these experiments was –1.1 V *vs.* RHE, since this is the lowest potential at which hydrocarbons were observed initially in the 0.1 M bicarbonate electrolyte. In Fig. 3, the

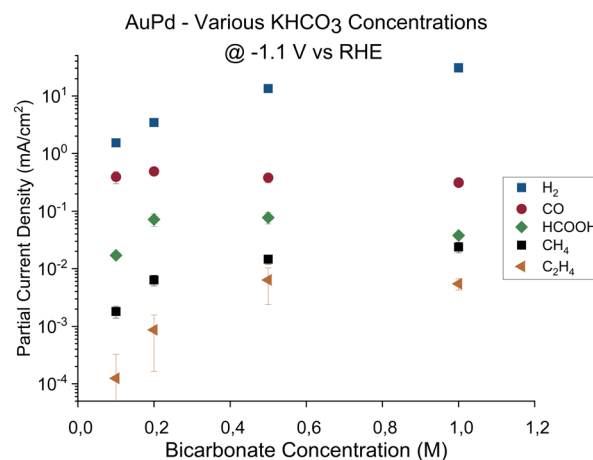


Fig. 3 Partial current densities for CO_2 reduction for gold–palladium, gold, and palladium electrode in increasingly more concentrated bicarbonate (0.1 M $KHCO_3$) electrolyte. The major products observed on the electrodes are hydrogen (■), carbon monoxide (●), formate (◆), methane (■), and ethene (▲). The error bars show the standard deviation over the triplicate results.



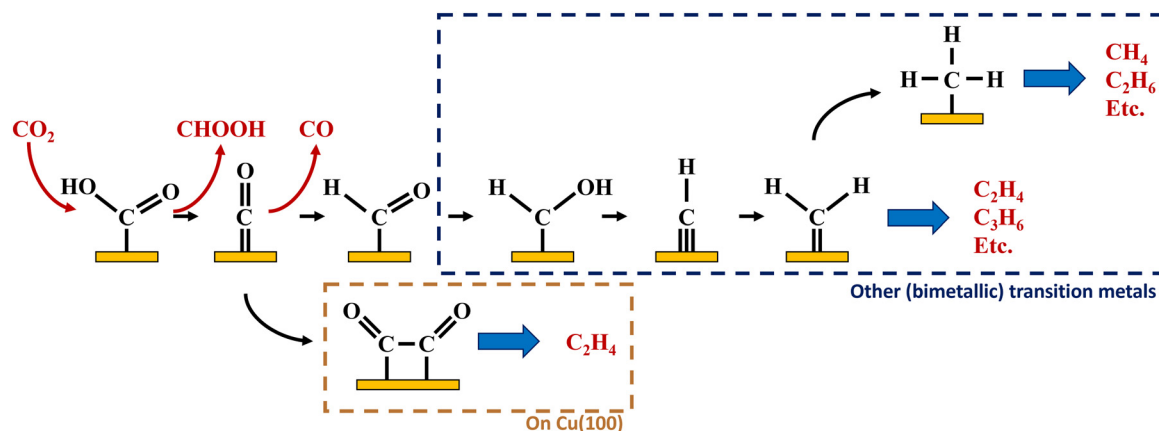


Fig. 4 Possible pathways towards multi-carbon hydrocarbons on Cu(100) and other (bimetallic) transition metals based on literature and data in this article.^{1,2}

partial current densities are shown for AuPd at -1.1 V vs. RHE in bicarbonate buffers with increasing KHCO₃ concentration. Hydrogen, formate, and hydrocarbon production rates all increase linearly with KHCO₃ concentration. Meanwhile, the CO activity remains mostly unaffected by the changing buffer strength. If the presence of HCO₃[−] or CO₃^{2−} would impede the reactions towards certain products, the production rates towards hydrogen, formate, and hydrocarbons should not have increased with increasing buffer concentration. Therefore, based on these results, we conclude that it is the difference in buffer strength between the phosphate and bicarbonate electrolyte that leads to the earlier observed differences in product activities.

Since stronger buffers will result in a lower surface pH during reaction, the rate determining step towards hydrocarbon products on these three catalysts can be assumed to be pH-dependent. On copper, ethylene is formed *via* two different reaction mechanisms: CO-dimerization, which is pH-independent, and a pH dependent route that shares a common intermediate with methane formation CHO*.²⁶ On other transition metals, higher hydrocarbon formation has been observed as well, often following a Schulz-Flory distribution. This mechanism was first suggested by Cook *et al.* based on the correlated production of hydrocarbons on various transition metals²⁷ and subsequently by Kudo and co-workers on iron, cobalt, and nickel.²⁸ The same conclusion was also drawn by Kortlever *et al.* for the gold palladium electrode discussed in this article.¹⁷ Which exact intermediate(s) participate in the C-C bonding step is however unclear. From the observed pH-dependency of the hydrocarbon formation, it is clear that C-C bonding intermediate(s) of this mechanism share a common intermediate the pH-dependent formation of methane (CHO*). The articles above all suggest that the formation of higher hydrocarbons proceeds through chain-coupling of the CH_x* intermediate following a Fischer-Tropsch mechanism, but no experimental proof of the intermediate on these catalysts exists in literature. Based on DFT calculations on a polarised nickel surface, Zhou and co-workers suggest a

reaction between COOH* and CH_x* ($x = 1, 2$) as the favoured C-C coupling step.² It is clear, however, that on non-copper metals the formation of C₂₊ products follows a different mechanism than the preferred CO-dimerization on copper. This is a logical conclusion based on the nature of the metals; only on Cu(100), the CO* intermediate has an intermediate binding strength that makes the dimerization step possible,²⁹ while on the other metals, the CO-binding strength is either too strong or weak to make its dimerization reaction kinetically favourable. Therefore, C-C bonding is more likely through other intermediates than CO*, see Fig. 4. Therefore, to enhance the formation of C₂₊ products on a non-copper alloy, it would be more advantageous to study these materials in a stronger buffer. The stronger buffer will enhance the production of C₂₊ products making it more likely to pass the limit of detection and easier to identify promising materials. However, this reaction mechanism is an hypothesis and further *in situ* spectroscopic characterization is needed to confirm it or give further insights.

Conclusions

In conclusion, a AuPd electrocatalyst has a higher activity towards hydrocarbons in a phosphate buffer compared to a bicarbonate buffer around the same pH. This observation also holds for a polycrystalline gold electrode and electrodeposited palladium on glassy carbon. Through the study of CO₂ reduction on AuPd in bicarbonate buffers of varying buffer strengths, we conclude that the observed differences in product activities are caused by the difference in buffer strength, not the presence of certain anions at the electrode interphase. The results presented here show a strong link between the buffer choice and product activity, further demonstrating the strong interaction between the catalyst activity and the local reaction conditions at the surface. Our data suggests that ethylene and higher hydrocarbons are formed *via* a pH-dependent reaction mechanism that is different from the pH independent CO-dimerization mechanism on a copper surface. These observations highlight the importance of the buffer choice on



the catalytic activity. In conclusion, the study gives additional evidence that catalyst design cannot be a one-sided effort solely optimizing the catalyst material. During the catalyst design process, the material should be evaluated under multiple reaction conditions to investigate their electrocatalytic response before conclusions are drawn on their selectivity.

Author contributions

Daniël van den Berg: conceptualization, data curation, formal analysis, investigation, writing – original draft. Boaz Izelaar: XPS data curation, XPS formal analysis, writing – XPS material analysis & review. Shilong Fu: SEM data curation, writing – review. Ruud Kortlever: conceptualization, funding acquisition, writing – review & editing.

Conflicts of interest

There are no conflicts to declare.

Notes and references

- 1 S. Nitopi, E. Bertheussen, S. B. Scott, X. Liu, A. K. Engstfeld and S. Horch, *et al.*, Progress and Perspectives of Electrochemical CO₂ Reduction on Copper in Aqueous Electrolyte, *Chem. Rev.*, 2019, **119**(12), 7610–7672.
- 2 Y. Zhou, A. J. Martin, F. Dattila, S. Xi, N. López and J. Pérez-Ramírez, *et al.*, Long-chain hydrocarbons by CO₂ electroreduction using polarized nickel catalysts, *Nat. Catal.*, 2022, **5**(6), 545–554.
- 3 Y. Hori, K. Kikuchi and S. Suzuki, Production of CO and CH₄ in electrochemical reduction of CO₂ at metal electrodes in aqueous hydrogencarbonate solution, *Chem. Lett.*, 1985, **14**(11), 1695–1698.
- 4 S. Asperti, R. Hendrikx, Y. Gonzalez-Garcia and R. Kortlever, Benchmarking the Electrochemical CO₂ Reduction on Polycrystalline Copper Foils: The Importance of Microstructure Versus Applied Potential, *ChemCatChem*, 2022, e202200540.
- 5 K. P. Kuhl, E. R. Cave, D. N. Abram and T. F. Jaramillo, New insights into the electrochemical reduction of carbon dioxide on metallic copper surfaces, *Energy Environ. Sci.*, 2012, **5**(5), 7050–7059.
- 6 M. Moura de Salles Pupo and R. Kortlever, Electrolyte effects on the electrochemical reduction of CO₂, *ChemPhysChem*, 2019, **20**(22), 2926–2935.
- 7 Z. Han, R. Kortlever, H.-Y. Chen, J. C. Peters and T. Agapie, CO₂ reduction selective for C_{≥2} products on polycrystalline copper with N-substituted pyridinium additives, *ACS Cent. Sci.*, 2017, **3**(8), 853–859.
- 8 J. He, N. J. J. Johnson, A. Huang and C. P. Berlinguette, Electrocatalytic alloys for CO₂ reduction, *ChemSusChem*, 2018, **11**(1), 48–57.
- 9 S. Ma, M. Sadakiyo, M. Heima, R. Luo, R. T. Haasch and J. I. Gold, *et al.*, Electroreduction of carbon dioxide to hydrocarbons using bimetallic Cu–Pd catalysts with different mixing patterns, *J. Am. Chem. Soc.*, 2017, **139**(1), 47–50.
- 10 S. Sarfraz, A. T. Garcia-Esparza, A. Jedidi, L. Cavallo and K. Takanabe, Cu–Sn bimetallic catalyst for selective aqueous electroreduction of CO₂ to CO, *ACS Catal.*, 2016, **6**(5), 2842–2851.
- 11 D. Kim, C. Xie, N. Becknell, Y. Yu, M. Karamad and K. Chan, *et al.*, Electrochemical activation of CO₂ through atomic ordering transformations of AuCu nanoparticles, *J. Am. Chem. Soc.*, 2017, **139**(24), 8329–8336.
- 12 J. He, K. E. Dettelbach, D. A. Salvatore, T. Li and C. P. Berlinguette, High-throughput synthesis of mixed-metal electrocatalysts for CO₂ reduction, *Angew. Chem.*, 2017, **129**(22), 6164–6168.
- 13 E. L. Clark, C. Hahn, T. F. Jaramillo and A. T. Bell, Electrochemical CO₂ reduction over compressively strained CuAg surface alloys with enhanced multi-carbon oxygenate selectivity, *J. Am. Chem. Soc.*, 2017, **139**(44), 15848–15857.
- 14 D. A. Torelli, S. A. Francis, J. C. Crompton, A. Javier, J. R. Thompson and B. S. Brunschwig, *et al.*, Nickel–gallium-catalyzed electrochemical reduction of CO₂ to highly reduced products at low overpotentials, *ACS Catal.*, 2016, **6**(3), 2100–2104.
- 15 A. R. Paris and A. B. Bocarsly, Ni–Al films on glassy carbon electrodes generate an array of oxygenated organics from CO₂, *ACS Catal.*, 2017, **7**(10), 6815–6820.
- 16 A. R. Paris and A. B. Bocarsly, Mechanistic insights into C₂ and C₃ product generation using Ni₃Al and Ni₃Ga electrocatalysts for CO₂ reduction, *Faraday Discuss.*, 2019, **215**, 192–204.
- 17 R. Kortlever, I. Peters, C. Balemans, R. Kas, Y. Kwon and G. Mul, *et al.*, Palladium–gold catalyst for the electrochemical reduction of CO₂ to C₁–C₅ hydrocarbons, *Chem. Commun.*, 2016, **52**(67), 10229–10232.
- 18 J. J. L. Humphrey, D. Plana, V. Celorrio, S. Sadasivan, R. P. Tooze and P. Rodríguez, *et al.*, Electrochemical Reduction of Carbon Dioxide at Gold–Palladium Core–Shell Nanoparticles: Product Distribution versus Shell Thickness, *ChemCatChem*, 2016, **8**(5), 952–960.
- 19 F. Studt, I. Sharafutdinov, F. Abild-Pedersen, C. F. Elkjær, J. S. Hummelshøj and S. Dahl, *et al.*, Discovery of a Ni–Ga catalyst for carbon dioxide reduction to methanol, *Nat. Chem.*, 2014, **6**(4), 320–324.
- 20 Y. Hori, H. Wakebe, T. Tsukamoto and O. Koga, Electrocatalytic process of CO selectivity in electrochemical reduction of CO₂ at metal electrodes in aqueous media, *Electrochim. Acta*, 1994, **39**(11–12), 1833–1839.
- 21 F. Gao and D. W. Goodman, Pd–Au bimetallic catalysts: understanding alloy effects from planar models and (supported) nanoparticles, *Chem. Soc. Rev.*, 2012, **41**(24), 8009–8020.
- 22 Y. Wang, L. Cao, N. J. Libretto, X. Li, C. Li and Y. Wang, *et al.*, Ensemble Effect in Bimetallic Electrocatalysts for CO₂ Reduction, *J. Am. Chem. Soc.*, 2019, **141**(42), 16635–16642.
- 23 C. Hahn, D. N. Abram, H. A. Hansen, T. Hatsukade, A. Jackson and N. C. Johnson, *et al.*, Synthesis of thin film AuPd alloys and their investigation for electrocatalytic CO₂ reduction, *J. Mater. Chem. A*, 2015, **3**(40), 20185–20194.



- 24 H. Noda, S. Ikeda, A. Yamamoto, H. Einaga and K. Ito, Kinetics of electrochemical reduction of carbon dioxide on a gold electrode in phosphate buffer solutions, *Bull. Chem. Soc. Jpn.*, 1995, **68**(7), 1889–1895.
- 25 M. Azuma, K. Hashimoto, M. Watanabe and T. Sakata, Electrochemical reduction of carbon dioxide to higher hydrocarbons in a KHCO_3 aqueous solution, *J. Electroanal. Chem. Interfacial Electrochem.*, 1990, **294**(1–2), 299–303.
- 26 K. J. P. Schouten, E. P. Gallent and M. T. Koper, The influence of pH on the reduction of CO and CO_2 to hydrocarbons on copper electrodes, *J. Electroanal. Chem.*, 2014, **716**, 53–57.
- 27 R. L. Cook and A. F. Sammels, Electrocatalysis and Novel Electrodes for High Rate CO_2 Reduction under Ambient Conditions, in *Electrochemical and Electrocatalytic Reactions of Carbon Dioxide*, ed. B. P. Sullivan, K. Krist and H. E. Guard, Elsevier, 1992, pp. 217–262.
- 28 A. Kudo, S. Nakagawa, A. Tsuneto and T. Sakata, Electrochemical reduction of high pressure CO_2 on Ni electrodes, *J. Electrochem. Soc.*, 1993, **140**(6), 1541–1545.
- 29 A. Bagger, W. Ju, A. S. Varela, P. Strasser and J. Rossmeisl, Electrochemical CO_2 reduction: a classification problem, *ChemPhysChem*, 2017, **18**(22), 3266–3273.

