

Unobtrusive long-term monitoring for Atrial Fibrillation

Afi is a detection tool for Atrial fibrillation[AF], which is the biggest arrhythmia in the developed world. A lot of these patients are not aware that they have AF, which is dangerous due to the high risk of a stroke or development of heart failure.


AF is a progressive disease that starts with short episodes and eventually develops into a permanent state of AF. The best way to prevent this is to detect AF in an early stage.

The problem now is that the current detection systems only can measure for 48 hours continuously. Increasing the chance to miss an episode of AF and making the diagnosis. This is where Afi comes in.

Afi is an unobtrusive, long-term measuring device which the user places on their arm for a longer period. Afi would allow doctors to monitor patients at risk for a more extended period and hopefully, prevent a stroke!

Afi

The new way of detecting
Atrial Fibrillation



PHILIPS **Afi**



Arrhythmia detection
Constantly checking
your heartbeat




Un-obtrusive
easy to use, apply
and wear

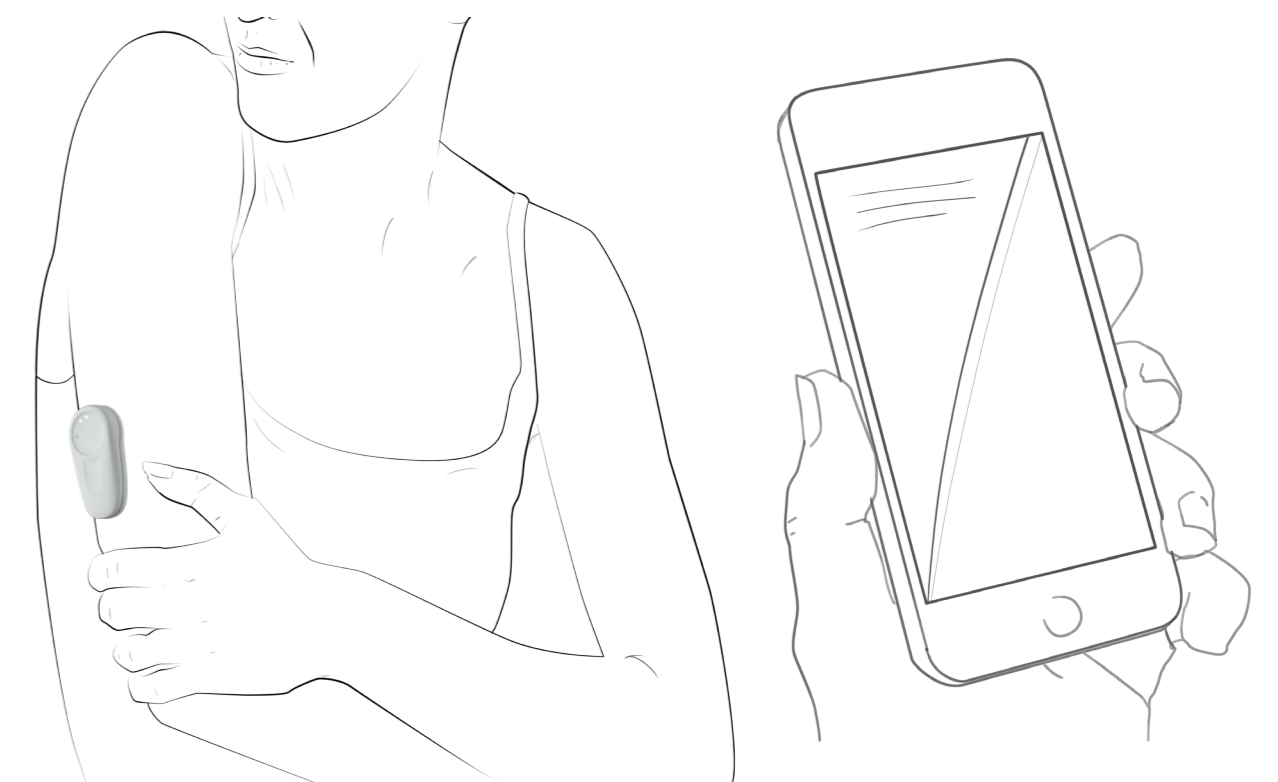


Accurate
By a high coverage of
usefull measurements

Finding Atrial fibrillation with Afi



The general practitioner gives Afi to the patient when an arrhythmia is suspected, or the patient belongs to high-risk group



Patient uses Afi and the Afi app



When Afi discovers Atrial fibrillation, the GP and patient discusse what to do next togheter



The cardiologists get new insights by the long-term measurements from Afi, which helps the cardiologist decide on the right treatment path

Leonard Moonen
Unobtrusive long-term monitoring for
Atrial Fibrillation
17 october 2017
Integrated product design

Committee Maaïke Kleinsmann
Dirk Snelders
Felipe Camara
Marleen van Leengoed
Company Philips | Hartstichting

 TU Delft