

## Quantification of shading tolerability for PV modules

Ziar, H.; Asaei, Behzad; Farhangi, Shahrokh; Korevaar, Marc; Isabella, O.; Zeman, M.

**Publication date**  
2017

### **Citation (APA)**

Ziar, H., Asaei, B., Farhangi, S., Korevaar, M., Isabella, O., & Zeman, M. (2017). *Quantification of shading tolerability for PV modules*. Poster session presented at 33rd EUROPEAN PV SOLAR ENERGY CONFERENCE AND EXHIBITION (EU PVSEC 2017), Amsterdam, Netherlands.

### **Important note**

To cite this publication, please use the final published version (if applicable).  
Please check the document version above.

### **Copyright**

Other than for strictly personal use, it is not permitted to download, forward or distribute the text or part of it, without the consent of the author(s) and/or copyright holder(s), unless the work is under an open content license such as Creative Commons.

### **Takedown policy**

Please contact us and provide details if you believe this document breaches copyrights.  
We will remove access to the work immediately and investigate your claim.

# QUANTIFICATION OF SHADING TOLERABILITY FOR PV MODULES

Hesan Ziar<sup>1,3</sup>, Behzad Asaei<sup>1</sup>, Shahrokh Farhangi<sup>1</sup>, Marc Korevaar<sup>2</sup>, Olindo Isabella<sup>3</sup>, Miro Zeman<sup>3</sup>

<sup>1</sup> School of Electrical and Computer Engineering, College of Engineering, University of Tehran, Tehran 14395/515, Iran

<sup>2</sup> Kipp & Zonen, Delftechpark 36, 2628 XH, Delft, the Netherlands

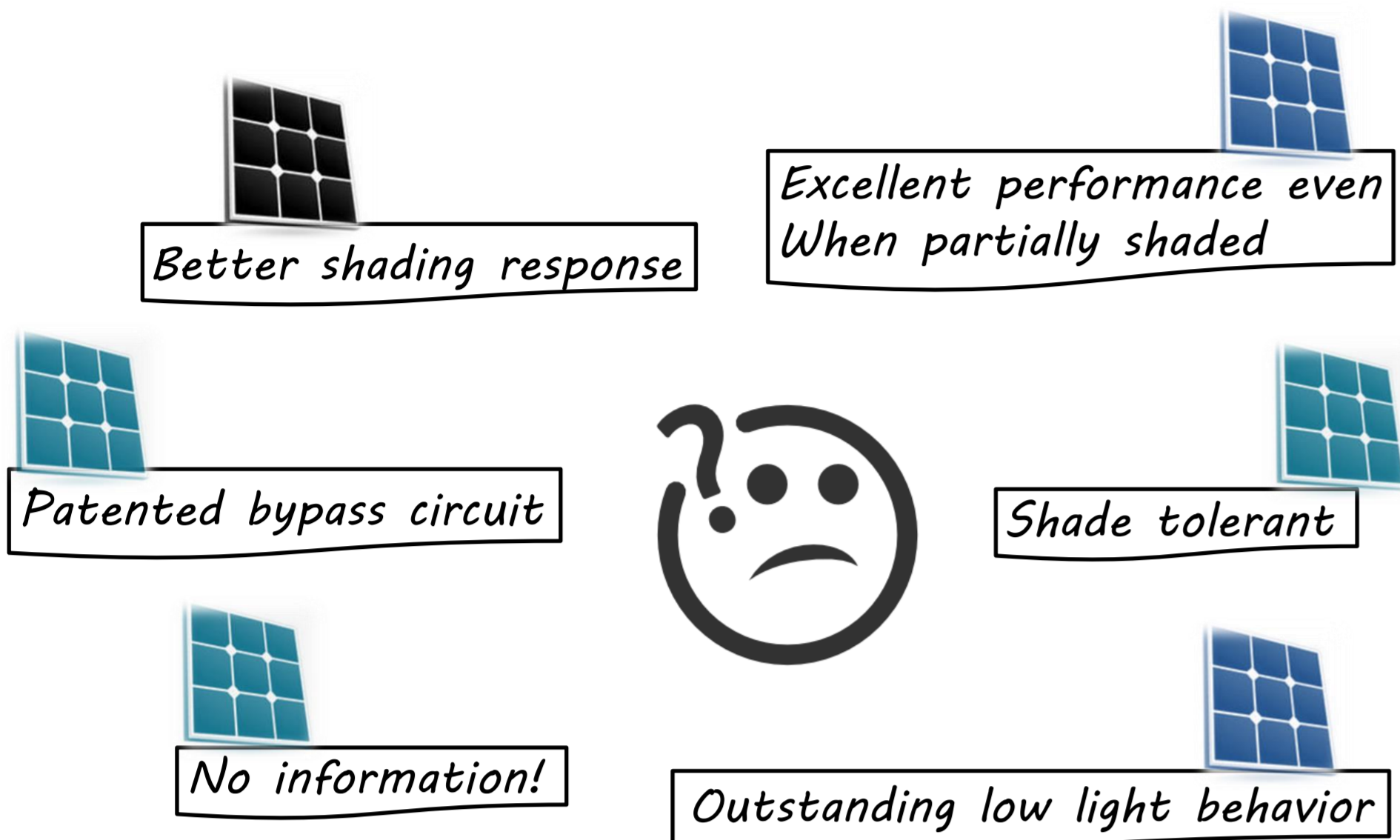
<sup>3</sup> Delft University of Technology, PVMD Laboratory, EKL, P.O. Box 5053, 2600 GB Delft, the Netherlands

(\*Contacts: [h.ziar@tudelft.nl](mailto:h.ziar@tudelft.nl), [h.ziar@ut.ac.ir](mailto:h.ziar@ut.ac.ir))



## Motivation

- UP to 25% Performance Ratio (PR) reduction caused by shading [1-3].
- The ability of the PV modules to oppose shading effects is expressed qualitatively in datasheets.



## Objective

- Establishment of a quantified parameter which classifies PV modules in terms of **Shading Tolerability (ST)** is the goal of this contribution.

## Challenges

- Infinite number of shade profiles.
- Unique shade profile causes unique influence on PV modules.
- Shade can not be absolutely predicted.

## Methodology

- Probability laws.
- Decision making using mathematical expectation.

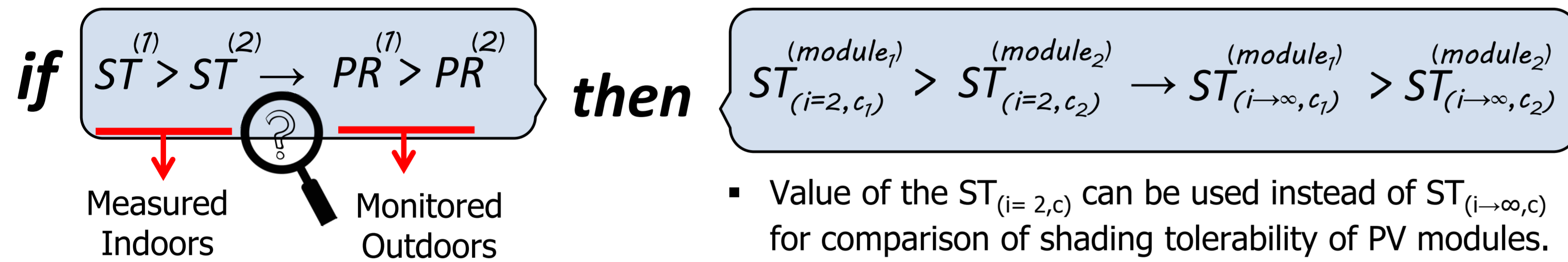


## Assumptions

- All values of irradiation have an equal chance to occur (between 0 and 1 kW/m<sup>2</sup>).
- The chance of shading for different cells of a module is equal.



## Experimental Work




- Value of the  $ST_{(i=2,c)}$  can be used instead of  $ST_{(i \rightarrow \infty, c)}$  for comparison of shading tolerability of PV modules.

- ST values from indoors experiments using Large Area Solar Simulator.
- Indoor measurements setup.



Company/ Commercial Name	Results	ST
1 NESTE/Module PV A12		58%
2 Victron Energy/ SPM30-12		38%
3 <b>Wurth Solar/ GeneCIS module 80W</b>		<b>91%</b>
4 Scheuten/Multisol P6-54 series 200		35%
5 Calyxo/CX3-77 Thin film solar module		63%
6 <b>SunPower/SPR X20 327-BLK</b>		<b>33%</b>
7 Masdar PV/MPV-T		40%
8 IKS Photovoltaik/ STA14 SolarTrainer 10W		40%
9 Solland/SunWeb module-235 Wp		39%
10 <b>Hanergy/ PowerFlex 90W</b>		<b>50%</b>
11 Uni-Solar/ PowerBond ePVL		59%



## Mathematical Modeling

Expected value of a random variable  $x$  with the occurring chance of  $p(x)$ :

$$E(x) = \sum_{K=1}^{\infty} x_K P(x_K)$$

Shading tolerability of a PV module is defined as:

$$ST_{(i,c)} = \frac{1}{P_{Module-MPP}} \sum_{K=1}^{K=c} P_K \left( \frac{1}{i^c} \right)$$

Boring mathematics!!

Shading Tolerability equation of a PV module:

$$ST_{(i,c)} = \frac{g_{(i,c)}}{(n+1)}$$

Nomenclature:

- $n$  is the number of series-connected PV cells,  $m$  is the number of PV cell strings in a module ( $c = n \times m$ ),  $i$  is the number of possible irradiation levels on PV modules surface, and  $j = i-1$ .
- $g_{(i,c)}$  is a coefficient defined for the ST equation to model the facilities that the manufacturer has used to make the PV module more tolerable to shade.

## Conclusion

- It was mathematically proven that the **ST** of a PV module can be modeled by the function of  $g/(n+1)$ .
- It is suggested to add **ST** on PV modules datasheet as a benchmark to distinguish PV modules regarding shading tolerability.

## Acknowledgment

The authors gratefully acknowledge the helpful support of Kipp & Zonen company and its staff, for providing measurement platform and real-time metrological data.

[1] U. Jahn and W. Nasse, *Prog. Photovolt.: Res. Appl.*, vol. 12, no. 6, pp. 441-448, 2004.


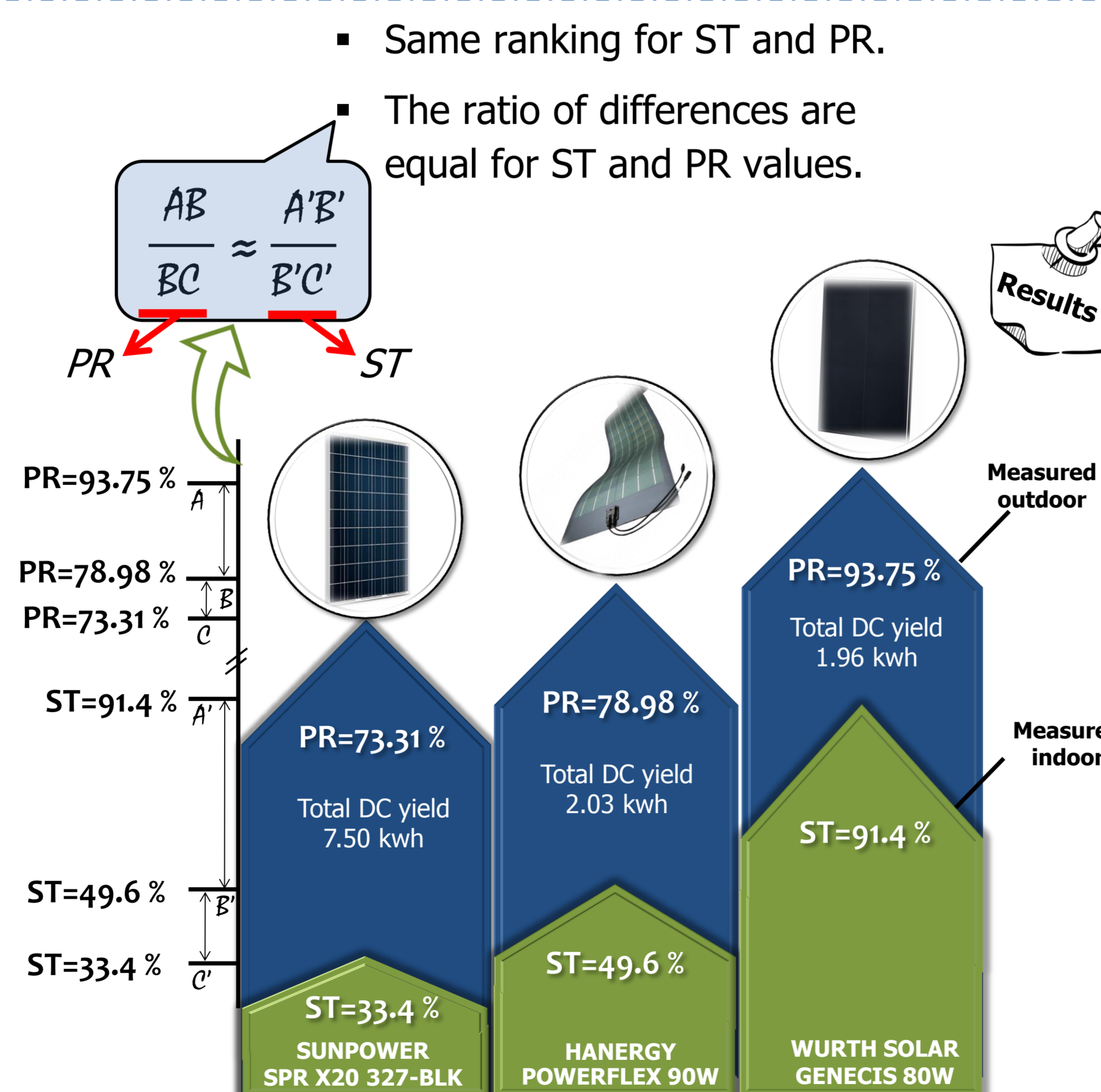
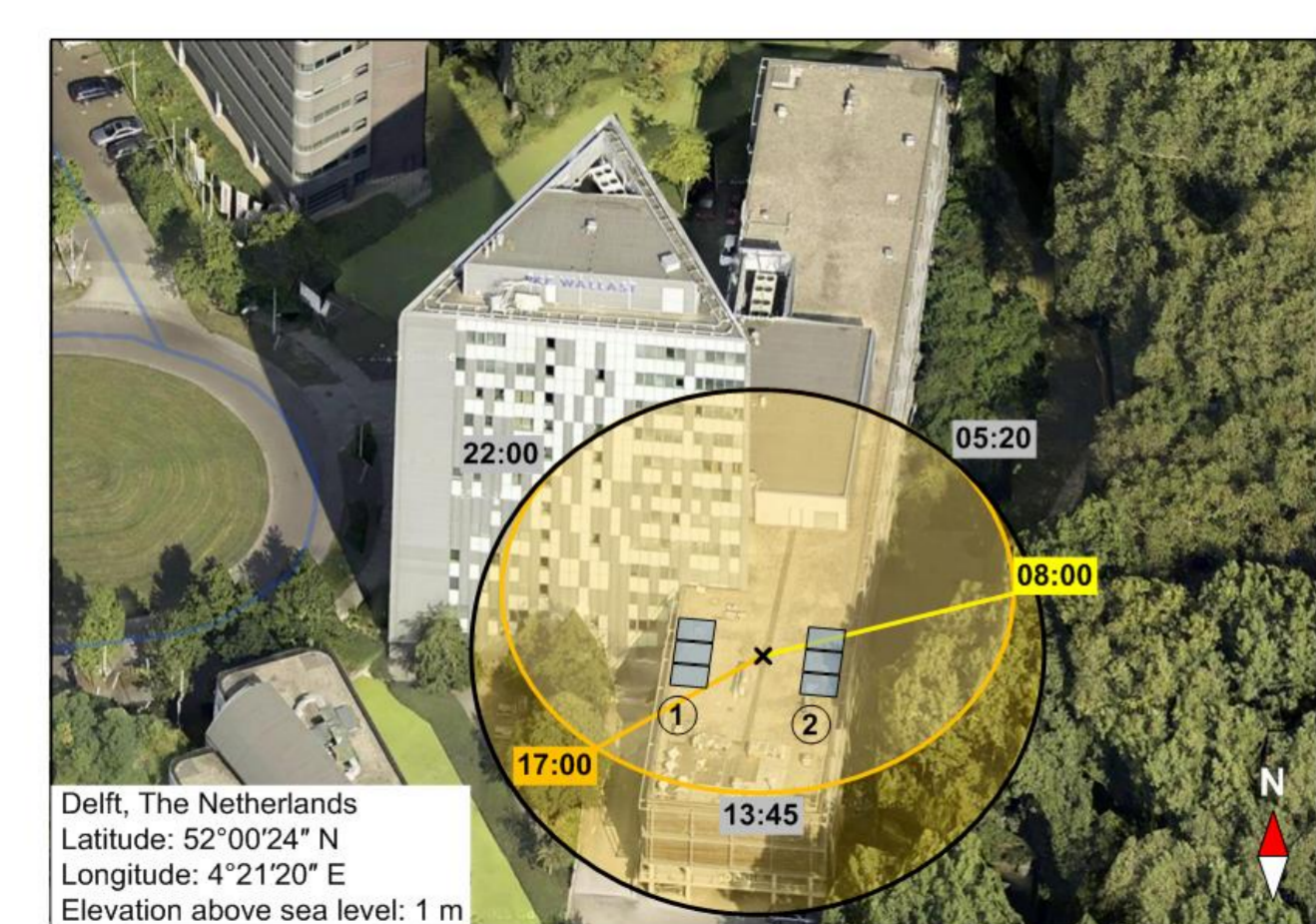
[2] A. Woyte, J. Nijs, and R. Belmans, *Sol. Energy*, vol. 74, no. 3, pp. 217-233, 2003.

[3] M. Garcia et al., *Prog. Photovolt.: Res. Appl.*, vol. 17, no. 5, pp. 337-346, 2009.

**Note:** Results of this research has been published in IEEE Journal of Photovoltaics, vol 7, no 5, pp. 1390-1399, Sep. 2017.



- PR values from outdoor experiments by long-term monitoring.
- Outdoor measurements location: Delft, the Netherlands. 52.00° N 4.21° E.



University of Tehran College of Engineering

**Disclaimer:** Results presented in this work strictly concern the individual photovoltaic modules available and tested in the PV Laboratory of the Photovoltaic Materials and Devices Group of TU Delft. The performance of such modules might not reflect that of similar or updated modules from the same brand and/or under different circumstances.

