

Near-field coherent structures in circular and fractal orifice jets

Lasagna, D.; Buxton, O. R.H.; Fiscaletti, D.

DOI

[10.1103/PhysRevFluids.6.044612](https://doi.org/10.1103/PhysRevFluids.6.044612)

Publication date

2021

Document Version

Submitted manuscript

Published in

Physical Review Fluids

Citation (APA)

Lasagna, D., Buxton, O. R. H., & Fiscaletti, D. (2021). Near-field coherent structures in circular and fractal orifice jets. *Physical Review Fluids*, 6(4), Article 044612. <https://doi.org/10.1103/PhysRevFluids.6.044612>

Important note

To cite this publication, please use the final published version (if applicable).
Please check the document version above.

Copyright

Other than for strictly personal use, it is not permitted to download, forward or distribute the text or part of it, without the consent of the author(s) and/or copyright holder(s), unless the work is under an open content license such as Creative Commons.

Takedown policy

Please contact us and provide details if you believe this document breaches copyrights.
We will remove access to the work immediately and investigate your claim.

Near-field coherent structures in circular and fractal orifice jets

D. Lasagna^{*}

*Faculty of Engineering and Physical Sciences, University of Southampton,
Southampton SO17 1BJ, England, United Kingdom*

O. R. H. Buxton 

Department of Aeronautics, Imperial College London, London SW7 2AZ, England, United Kingdom

D. Fiscaletti 

*Faculty of Engineering, University of Bristol, Bristol BS8 1TR, England, United Kingdom
and Delft University of Technology, AWEF Department, Kluyverweg 1, 2629 HS Delft, The Netherlands*



(Received 23 September 2020; accepted 29 March 2021; published 23 April 2021)

To investigate the influence of the orifice geometry on near-field coherent structures in a jet, Fourier proper orthogonal decomposition (Fourier-POD) is applied. Velocity and vorticity snapshots obtained from tomographic particle image velocimetry at the downstream distance of two equivalent orifice diameters are analyzed. Jets issuing from a circular orifice and from a fractal orifice are examined, where the fractal geometry is obtained from a repeating fractal pattern applied to a base square shape. While in the round jet energy is mostly contained at wave number $m = 0$, associated to the characteristic Kelvin-Helmholtz vortex rings, in the fractal jet modal structures at the fundamental azimuthal wave number $m = 4$ capture the largest amount of energy. In addition, energy is scattered across a wider range of wave numbers than in the round jet. The radial Fourier-POD profiles, however, are nearly insensitive to the orifice geometry, and collapse to a universal distribution when scaled with a characteristic radial length. A similar collapse was recently observed in POD analysis of turbulent structures in pipe flow. However, unlike in pipe flow, the azimuthal-to-radial aspect ratio of the Fourier-POD structures is not constant and varies greatly with the wave number. The second part of the paper focuses on the relationship between streamwise vorticity and streamwise velocity, to characterize the role of the orifice geometry on the lift-up mechanism recently found to be active in turbulent jets [P. Nogueira, A. Cavalieri, P. Jordan, and V. Jaunet, Large-scale streaky structures in turbulent jets, *J. Fluid Mech.* **873**, 211 (2019)]. The averaging of the streamwise vorticity conditioned on intense positive fluctuations of streamwise velocity reveals a pair of vorticity structures of opposite sign flanking the conditioning point, inducing a radial flow towards the jet periphery. This pair of structures is observed in both jets, even if the azimuthal extent of this pattern is 30% larger in the jet issuing from the circular orifice. The coupling between streamwise vorticity and velocity motions is also examined using Fourier-POD. The analysis reveals that in the jet with a circular orifice lower wave-number modes, corresponding to structures at larger scales, capture a larger fraction of the vorticity-velocity coupling. This evidences that the orifice geometry directly influences the interaction between velocity and vorticity.

DOI: [10.1103/PhysRevFluids.6.044612](https://doi.org/10.1103/PhysRevFluids.6.044612)

^{*}davide.lasagna@soton.ac.uk

I. INTRODUCTION

Coherent structures can be defined as organized fluid elements that capture the overall flow dynamics and are responsible for the transfer of mass, momentum, and energy [1]. The energetic coherent structures in the near field of a jet directly affect the production of acoustic noise, the entrainment of quiescent fluid, and the laminar-turbulent transition. For the implications that these aspects have on a range of engineering problems, coherent structures in the near field of jets have been the subject of several investigations over the last decades.

In their pioneering work, Glauser and George [2] applied proper orthogonal decomposition (POD) [3] to the jet mixing layer at three nozzle diameters downstream of the jet exit. They showed that the first POD mode contains 40% of the total turbulent kinetic energy, with an additional 40% from a combination of the next two modes. Later, Citriniti and George [4] expanded from these observations by applying POD to the instantaneous fields of streamwise velocities obtained from an array of 138 hot-wire anemometer probes, at the same downstream location. They observed the existence of azimuthally coherent “volcano-like” bursting events, which were short lived even if containing most of the energy, separated by a “braid” region of streamwise counter-rotating vortices. This scenario is consistent with the flow visualizations of Liepmann and Gharib [5] (see Figs. 7–11 of their work).

The experimental study of Jung *et al.* [6] examined the effects of both downstream position and Reynolds number on the energetic coherent structures of a jet. The total energy content of the modes at azimuthal wave number $m = 0$ decreases with the distance from the nozzle, while the energy distribution for the first POD mode does not depend on the Reynolds number. The “volcano-like” eruptions are dominant from $x/D = 2$ to 4, but beyond four diameters they die off. Gamard *et al.* [7] showed that in the far-field region of the jet the streamwise velocity fluctuations stabilize asymptotically to the azimuthal wave number $m = 2$. Later, Iqbal and Thomas [8] studied the near-field coherent structures of a jet using the three velocity components from hot-wire signals. From the projection of the first POD mode onto the two-component instantaneous realizations, the local dynamic behavior of the coherent structures was determined, revealing a helical vortical structure in the range between four and six diameters. In the studies examined thus far, the jets under analysis can be assumed incompressible. Experimental works with laser Doppler anemometry and particle image velocimetry (PIV) showed that compressibility effects do not modify the near-field large-scale coherent structures [9,10]. More recently, the existence of elongated streaky structures was found using a combination of spectral POD, resolvent analysis, and transient growth analysis (Nogueira *et al.* [11]). These streaks are analogous to those observed by Hellström *et al.* [12] in turbulent pipe flows and by Hutchins and Marusic [13] in a boundary layer. Nogueira *et al.* [11] also found that these streaks are characterized by a ratio between the streamwise and azimuthal length scales remaining constant as the azimuthal wave number is varied.

Although the coherent structures and their energy content are relatively well-known aspects for a jet with a circular nozzle, different nozzle geometries have scarcely been investigated, and mainly in relation to mixing and entrainment. Chughtai [14] was among the first to examine how the nozzle geometry affects the instabilities in the near field of a jet, using linear stability analysis. Later, Ho and Gutmark [15] conducted experiments on a jet from an elliptic nozzle at a low aspect ratio. The mass entrainment rate was observed to increase as compared with a round jet, while the mean flow properties in the near field, such as spread and momentum thickness, were found to be different in the planes of the major and minor axis. Later, Husain and Hussain [16] examined an elliptic jet, both numerically and experimentally. The formation of azimuthally fixed streamwise vortices was observed, which enhance entrainment and mixing when compared with the round jet. The use of tabs in the jet nozzle as a passive means of flow control received also large attention, both in relation to mixing [17] and entrainment [18]. Tabs lead to an increase of the mixing over a wide range of scales, and to a general enhancement of the entrainment rate. Gutmark and Grinstein [19] provide a detailed survey on how deviations from circularity affect the near-field coherent structures, which then result in a change of the mean flow properties.

One of the first attempts aimed at deriving a low-dimensional representation of a jet from a noncircular nozzle is the work by Moreno *et al.* [20], who applied POD to planar velocity fields of a supersonic rectangular jet, from PIV measurements. Most of the fluctuation energy is contained within the first two modes. Low-order modeling confidently predicted the global flow characteristics, although the effects of the rectangular nozzle were not discussed in relation with the circular nozzle. To identify the individual contributions of the different vortical structures to entrainment, El Hassan and Meslem [21] performed a POD analysis of jets from a circular orifice and from a daisy-shaped orifice, and El Hassan *et al.* [22] investigated the near field of a cross-shaped orifice jet using a similar approach. These investigations were conducted with time-resolved stereoscopic PIV and evidenced that the Kelvin-Helmholtz dynamics play a central role in the entrainment of the circular jet. The braid region produces the largest level of entrainment, while the front part of the Kelvin-Helmholtz ring tends to expand the flow and dramatically reduce the entrainment, even in presence of strong streamwise vortex pairs generated by the lobes of the daisy-shaped orifice.

Lobed nozzles were found to increase turbulent mixing over a wide range of length scales [23–25]. The involvement of multiple scales in the mixing process is a consequence of the breakdown of the large-scale streamwise vortices into smaller but not weaker vortices. The enhancement of mixing produced by the lobes is particularly strong in the first diameter, while it becomes almost negligible after the first two diameters. Mao *et al.* [26,27] studied experimentally the effects of the lobe geometry on the strength of the streamwise vortices in relation to mixing. Lobes having parallel side walls, i.e., rectangular lobes, were found to generate stronger streamwise vortices and hence better mixing performance than triangular and scalloped geometries.

In the studies discussed up until here, nozzle geometries different from circular were meant to enhance mixing or entrainment. However, the reduction of the aeroacoustic emissions represented the main motivation for a number of works on jets with noncircular orifices. Among these, the experimental work of Tam and Zaman [28] examined the far-field noise from elliptic, rectangular, lobed, and tabbed jets. While the noise radiated from elliptic and rectangular jets is the same as that from the circular jet, a significant suppression of the large-scale noise is obtained from the lobed jet. Tabs also impact on the noise field primarily by shifting the spectral peak to a higher frequency. With the aim of investigating the screeching in a rectangular jet, Alkislar *et al.* [29] performed stereoscopic PIV. Coherent vortical structures at increasing strength in the shear layer are associated with screeches of progressively stronger intensity. Later, stereoscopic PIV and microphones were used to investigate the aeroacoustics effects of chevron and microjets [30]. The low-frequency noise is attenuated using both the flow control techniques, while the high-frequency noise tends to increase. The attenuation mechanism of both chevron and microjets was associated with the formation of streamwise vortices disrupting the generation of azimuthally coherent large-scale structures.

The time evolution of the near-field structures in a jet both from a circular nozzle and from a chevron nozzle has been studied using time-resolved tomographic PIV (Violato and Scarano [31]). In that work, the intense vortical structures were identified with criteria based on the analysis of the velocity gradient tensor. From Powell's acoustic analogy, the pairing of the vortex rings represents the main source of noise in the circular jet. On the other hand, vortex rings are nearly absent in the chevron jet, while counter-rotating streamwise vortices develop from the chevron notches. The decay of these streamwise vortices leading to the formation of C-shaped structures is regarded as the main mechanism for noise production in the chevron jet. The same dataset was also used to examine with POD the spatial organization of the structures at the jet core breakdown [32].

Recently, Sinha *et al.* [33] applied linear stability theory to derive the instability modes and their downstream evolution both in circular and in chevron jets. The serrated nozzle reduces the growth rates of the most unstable eigenmodes of the jet, although their phase speeds are approximately similar. Coherent structures in the near field of a circular jet were investigated by Lesshafft *et al.* [34], who applied spectral POD on velocity fields from time-resolved stereoscopic PIV [35]. In the range of Strouhal number around 0.4, the leading modes of spectral POD obtained from experimental data and from resolvent-based modeling show a very good agreement. Rigas *et al.*

[36] compared the spectral POD modes from a chevron jet and from a circular jet, both obtained from large-eddy simulations. The analysis identified structures that take the form of elongated streamwise streaks, analogous to those observed by Nogueira *et al.* [11]. These streaks have been associated with the nonmodal lift-up mechanism in wall-bounded flows. In the circular jet, the energetic streaks appear at the azimuthal wave number $m = 1$, while in the chevron jet the streaks form in consequence of the nozzle geometry, and they inherit the periodicity of the nozzle geometry itself. The relative importance of the lift-up, the Kelvin-Helmholtz, and the Orr mechanisms was recently investigated by Pickering *et al.* [37] from large-eddy simulations of a round jet. The work points at the lift-up mechanism as an important linear amplifier of disturbances in turbulent jets, thus confirming and expanding the findings by Nogueira *et al.* [11]. In jets at Mach numbers 0.4, 0.9, and 1.5, the lift-up mechanism was found to be responsible for the generation of the streamwise streaks at low frequency and nonzero azimuthal wave numbers.

From the analysis of the past literature, it emerges that the noncircular orifice geometries that were examined were all characterized by only one spatial length scale. It is however not completely understood how an orifice geometry constructed using multiple length scales affects the near-field coherent structures in a jet. Furthermore, in the majority of these investigations the focus was on mixing and on entrainment. To the authors' best knowledge, an analysis of the lift-up mechanism in jets issuing from a noncircular orifice has never been performed. The main contribution of this paper is that we examine and compare near-field coherent structures in jets with two different orifice geometries, i.e., a round orifice and a fractal orifice, using Fourier proper orthogonal decomposition (Fourier-POD) as the primary tool for investigation. Although a fractal orifice may not appear to be of direct interest to industry, this geometry embedding a wide range of length scales can be used to efficiently assess the sensitivity of the near-field coherent structures to the flow initial conditions. The velocity fields under analysis are obtained from planar and tomographic PIV at high spatial resolution used in previous works [38,39]. Measurements at two equivalent nozzle diameters from the exit are considered. In the first part of the paper, we quantify the role of the orifice geometry on the energy distribution across the hierarchy of modal structures from the three velocity components. The properties of self-similarity of these modal structures are examined for the two orifice jets, both along the radial and the azimuthal directions. Analogies and dissimilarities between POD modes observed in these jets and those recently found in pipe flows are discussed. In the second part of the paper, the structures of streamwise vorticity leading to the near-field velocity streaks (Nogueira *et al.* [11]) are investigated. The focus is on the effects of the orifice geometry on the spatial characteristics of these vorticity structures and on the lift-up mechanism of streaks formation.

II. EXPERIMENTAL DATASETS

The jet flow was generated by an open jet facility at Imperial College London, described elsewhere [38,39] (see Fig. 2 of Ref. [38] for details on the nozzle geometry). In order to prevent biasing the particle images with unseeded, quiescent air being entrained into the jet, a seeded, mild coflow of air was applied. The exit flow was found to have a sharp “top-hat” mean velocity profile and a turbulence intensity $<1\%$. A round orifice and a fractal orifice were used as illustrated in Fig. 1, where the fractal geometry is obtained from a repeating fractal pattern applied to a base square shape and has a fractal dimension of 1.5 and 3 iterations. This pattern substantially increases both the wetted perimeter and the number of corners. A similar geometry has been previously adopted for the perimeter of axisymmetric wake-generating plates where a breakup of the coherence and a reduction of the shedding energy were observed by Nedić *et al.* [40]. The two orifices have the same open area of D_e^2 , where $D_e = 15.78$ mm is the equivalent diameter as defined in Breda and Buxton [41]. The two jets have the same exit velocity $U_j = 9.93$ m s⁻¹, meaning that the Reynolds number $\text{Re}_{D_e} = U_j D_e / \nu$ is the same and is equal to 10^4 .

A Cartesian coordinate system is introduced, centered on the geometric center of the orifices, with the z axis oriented along the streamwise flow direction and where the x and y axes are aligned with the diagonals of the fundamental square pattern for the fractal orifice geometry, as illustrated in

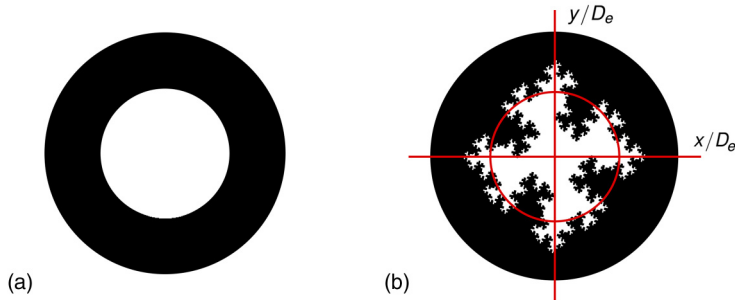


FIG. 1. The orifice geometries considered in this paper: (a) circular and (b) fractal. The red circle in panel (b) traces the outline of the circular orifice in panel (a).

Fig. 1(b). In polar coordinates, radial and azimuthal directions are indicated by r and θ , respectively, with the latter originating on the x axis. Velocity fluctuations along the three Cartesian directions are denoted as u_x , u_y , and u_z , while time averaged quantities are denoted by an overbar. In polar coordinates, radial and azimuthal velocity fluctuations are denoted as u_r and u_θ , respectively.

Three datasets from PIV are analyzed in this paper: (i) a dataset from planar PIV at higher resolution (HPIV), (ii) a dataset from planar PIV at lower resolution but at larger field of view (LPIV), and (iii) a dataset from tomographic PIV (TPIV). To obtain the HPIV dataset, a final interrogation area of 12×12 pixels with a 50% overlap was used in the processing. This led to a vector spacing of $0.013D_e$, with a spatial resolution of less than 3.7η , where η is the Kolmogorov length scale. The LPIV dataset enabled the study of the flow in the range between zero and $23D_e$, as shown in Fig. 2.5 of Breda [42]. The fields of view were $9D_e \times 6.7D_e$. An initial interrogation area of 64×64 pixels was used to process the images hierarchically, with a final window size of 16×16 pixels. A 50% overlap between adjacent interrogation areas was used leading to a final vector spacing of $0.03D_e$. Additional details on the two datasets of planar PIV can be found in Breda and Buxton [38] and in Breda [42]. The three-dimensional velocity fields under analysis were obtained with TPIV at two orifice diameters downstream of the orifice. The interrogation volume was of $48 \times 48 \times 48$ voxels, with a 75% window overlapping. The spatial resolution in the worst case was of 11η . The processing of the PIV images from the three datasets was done with the software DaVis by LaVision. Additional information on the TPIV measurements can be found in Breda and Buxton [39], in Sec. 2.3.

III. MEAN FLOW PROPERTIES

In this section, mean flow properties of the two jets are illustrated and discussed. The spreading rate of the two jets is first examined. From Fig. 2(a), the two jets exhibit analogous spreading rates. Specifically, the spreading rate is around $dr_{1/2}/dz = 0.09$, where $r_{1/2}$ is the jet half width. This result is similar to previous measurements on a jet issuing from a circular nozzle (see Panchapakesan and Lumley [43] and Hussein *et al.* [44]). However, Fig. 2(a) shows that the fractal jet exhibits a larger half width than the round jet.

In Fig. 2(b), the streamwise velocity decay is shown, where U_{CL} is the jet centerline velocity and z^* is the jet virtual origin [45]. Beyond a distance from the orifice of ten equivalent diameters, the streamwise velocity decay becomes approximately constant. The value of the velocity-decay constant is not the same in the two jets, which is an important difference in the mean flow properties. Specifically, a larger decay is observed in the fractal jet. This is a direct consequence of the shorter potential core of the round jet when compared to the fractal jet, as shown by Breda and Buxton [38]. Additional evidence that the potential core of the round jet is shorter than that of the fractal jet comes from examining the streamwise turbulence intensity $u_{z_{rms}}/U_j$ at the centerline, shown in Fig. 2(c).

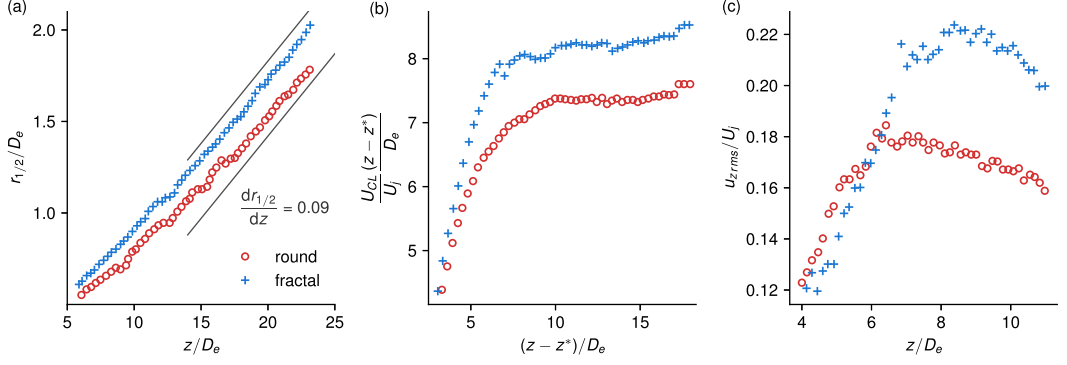


FIG. 2. Mean flow properties for both the round jet (red circles) and the fractal jet (cyan crosses): (a) spreading rate, (b) streamwise velocity decay, and (c) turbulence intensity.

In fact, the turbulence intensity in the centerline of the round jet presents a peak at $z/D_e \approx 6$ before starting to decay, whereas for the fractal jet velocity fluctuations saturate at a greater distance from the orifice, at around $z/D_e \approx 9$.

Radial profiles of the streamwise velocity of the round jet (continuous red line) and of the fractal jet (dashed cyan line) are presented in Fig. 3(a), at the same four different downstream locations from the orifice, i.e., at $z/D_e = 1, 2, 3$, and 4. Over this range, the velocity profiles undergo a

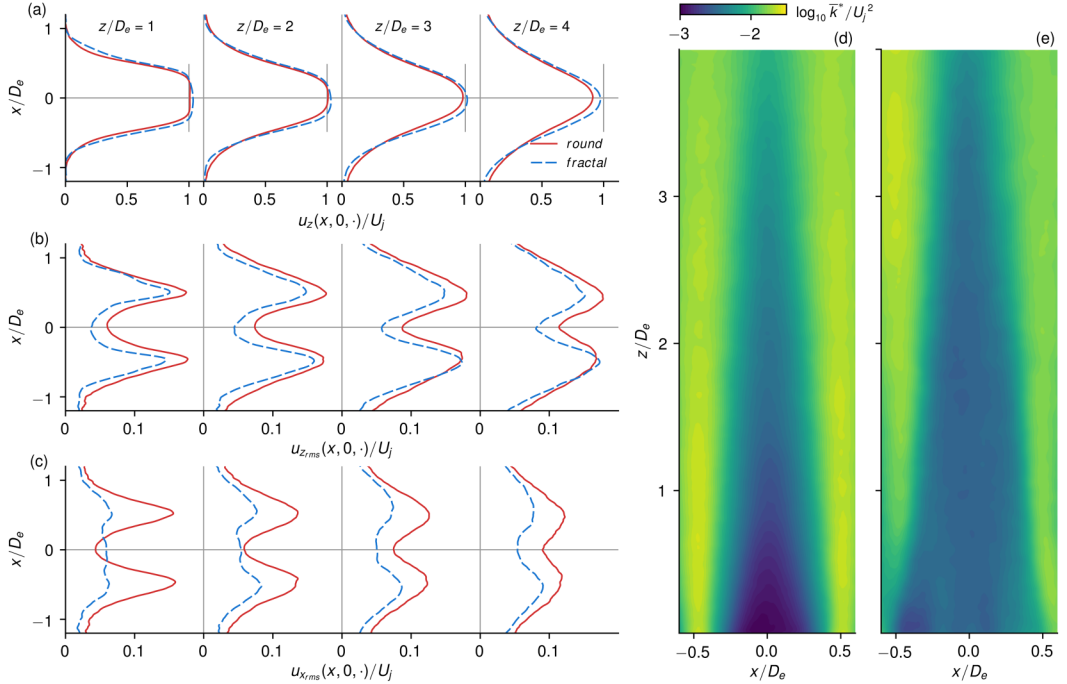


FIG. 3. In the first column, (a) mean streamwise velocity profiles at four different streamwise distances from the orifice, for the fractal (red continuous line) and round (cyan dashed line) orifices, and (b), (c) profiles of the streamwise and transversal rms velocity, respectively, for the two orifices at the same streamwise locations. In the second column, planar turbulent kinetic energy $\bar{k}^* \equiv (u_z^2 + u_x^2)/2$ normalized by the local streamwise velocity, for (d) the round jet and (e) the fractal jet.

transition from a top-hat shape to nearly Gaussian, and exhibit a radial spread. It can also be observed that at $z/D_e = 1$ and 2 both velocity profiles present a mild overshoot, as they reach values of $u_z(x, 0, \cdot)/U_j > 1$. This can be explained as a *vena contracta* effect in proximity of the orifices. At $z/D_e = 4$, the centerline velocity of the fractal jet is larger than that of the round jet, suggesting that the jet spreads radially more pronouncedly in the round jet, despite the strong mixing action induced by the irregular orifice geometry. This observation is consistent with Breda and Buxton [38].

The radial profiles of the streamwise velocity fluctuation rms are given in Fig. 3(b), at the four different downstream locations from the orifice. In general, more intense fluctuations in the near-field region are observed in the round jet. At $z/D_e = 1$, the profiles exhibit two local maxima in proximity of the shear layer and a local minimum at the centerline. At growing downstream locations, the local maxima tend to become weaker, whereas the local minimum strengthens. The increase of the turbulence levels at the centerline is associated with the thickening of the shear layer at increasing downstream locations. Figure 3(c) shows profiles of the rms transversal velocity, i.e., of the rms of the velocity component along the x axis (see Fig. 1). These profiles evidence a much stronger discrepancy between the round jet and the fractal jet than the streamwise velocity rms profiles observed in Fig. 3(b). In fact, the transversal velocity fluctuations in the fractal jet are significantly less intense, especially at $z/D_e = 1$. Such an attenuation is consistent with the delay of the streamwise velocity decay found in the fractal jet, and with a potential core extending over a longer streamwise distance. It is anticipated here, and fully detailed in the Fourier-POD analysis of the velocity fluctuations at $z/D_e = 2$ reported in Sec. V, that this reduction is associated to the suppression of the strong Kelvin-Helmholtz instabilities featuring in the near field of the round jet, which strongly couple the streamwise and transversal velocity components. The planar turbulent kinetic energy in the near field of the fractal and round jets is reported in Figs. 3(d) and 3(e), respectively. These maps confirm that the potential core of the fractal jet presents a longer downstream development. This finding is consistent with the downstream development of the centerline turbulence intensity in Fig. 2(c), and with the estimates of the number of eddies overturned in time for a given downstream distance estimated in Breda and Buxton [38] (their Fig. 7).

From the discussion of the results presented up to this point, the fractal orifice leads to the following modifications of the near-field jet structure when compared to the circular orifice: (1) an increase of the streamwise extent of the potential core, (2) a reduction of the decay rate of the streamwise velocity, and (3) a strong attenuation of the transversal velocity rms and a mild attenuation of the streamwise velocity rms. These experimental findings are consistent with recent results from linear stability analysis presented in Lyu and Dowling [46] and in Lajús Jr *et al.* [47] on jets issuing from noncircular (lobed) nozzles. These two studies concluded that the temporal growth of near-field instabilities decreases for increasing number of lobes. Additionally, Lyu and Dowling [46] observed that also a larger penetration ratio of the lobes of the jet nozzle produces a decrease in the temporal growth rate.

We now focus on the TPIV dataset and present maps of the normalized mean streamwise velocity $\bar{u}_z(x, y, z_0)$ at a downstream distance from the orifice of $z_0/D_e = 2$. These are shown in Figs. 4(a) and 4(d) for the round and fractal orifices, respectively. The fractal geometry produces a significant spatial modulation of the mean velocity distribution in the near field, breaking the azimuthal symmetry of the vortex sheet that is otherwise observed for the round jet. This effect is even more evident when looking at the norm of the mean planar vorticity $\bar{\omega}_\perp = \sqrt{\bar{\omega}_r^2 + \bar{\omega}_\theta^2}$, in Figs. 4(b) and 4(e), with $\bar{\omega}_r$ and $\bar{\omega}_\theta$, the mean radial and azimuthal vorticity components. The location of the maximum of the planar vorticity along the radial direction, Fig. 4(c), reveals that important differences exist between the two orifices. Although in the round jet the mean planar vorticity is maximum in the proximity of the orifice lip line, at a nearly constant radial position, in the fractal jet the radial location of the planar vorticity peak varies with the azimuth. In particular, the radial location varies between $r/D_e = 0.4$ and 0.6. Associated to the corrugation of the mean vortex

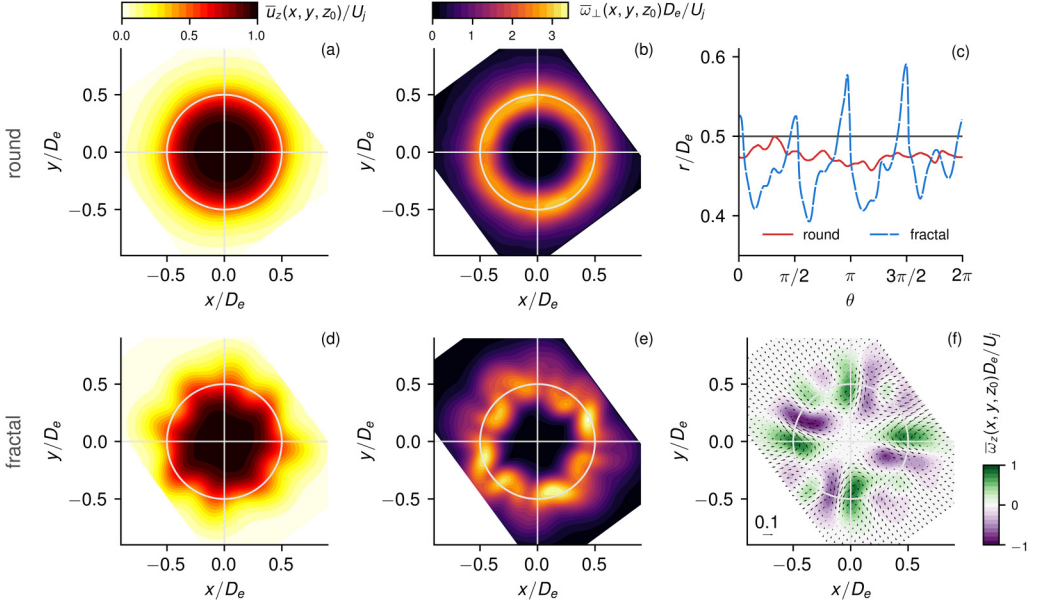


FIG. 4. (a, d) Maps of the mean streamwise velocity for (a) the round jet and (d) the fractal jet; (b, e) maps of the mean planar vorticity for (b) the round jet and (e) the fractal jet; (c) radial location of the maximum of $\bar{\omega}_\perp$ as a function of the azimuth θ for both jets; and (f) mean velocity components \bar{u}_x and \bar{u}_y on the xy plane and map of the mean streamwise vorticity $\bar{\omega}_z$ for the fractal jet.

sheet, a modulation of the mean streamwise vorticity $\bar{\omega}_z$ is also observed, as shown in Fig. 4(f), in the form of pairs of adjacent positive-negative patches, elongated along the radial direction. Each of these pairs is associated with a distinct lobed structure from the map of the mean streamwise velocity shown in Fig. 4(d), resulting from secondary flows in the plane of the figure. In total, eight pairs of positive-negative patches are formed, four of which are characterized by a stronger intensity (see Breda and Buxton [41] for a deeper discussion). It is remarkable that the mean streamwise vorticity within these patches is as large as one third of the mean planar vorticity in Fig. 4(e). In wall-bounded turbulent flows, spanwise inhomogeneities of surface attributes were found to produce streamwise-elongated vorticity structures (see Pujals *et al.* [48], Kevin *et al.* [49], and Vanderwel *et al.* [50] among others), resulting from the anisotropy of turbulent stresses [51,52]. In laminar flows, streamwise-elongated vortices were found to delay transition to turbulence [53,54] in boundary layers and to reduce growth rates of Kelvin-Helmholtz-type instabilities in free shear flows (see Lajús Jr *et al.* [55], Boujo *et al.* [56], and Marant and Cossu [57] among others). In the present case, the near-field flow in the fractal jet is highly turbulent and strongly influenced by the irregular geometry of the nozzle. However, as it will be extensively quantified in the next sections using a proper orthogonal decomposition, a significant reduction of the strength of azimuthally coherent velocity fluctuations in the fractal jet is observed [41], which is akin to mechanisms observed in laminar flows.

The strong shear between the jet flow and the quiescent ambient fluid is responsible for an intense production of turbulent kinetic energy. To examine how the orifice geometry affects the spatial distribution of the different terms constituting the turbulent kinetic energy, we show in Fig. 5 maps of the rms value of the (a, d) streamwise, (b, e) radial, and (c, f) azimuthal velocity components, respectively, for the (top row) round jet and for the (bottom row) fractal jet. Among the three components, the streamwise velocity is dominant. For this component, the rms value is significantly lower in the fractal jet, consistent with our observations from the planar PIV datasets presented in Fig. 3(b). As mentioned above, it is argued that this effect can be attributed to the strong deviation

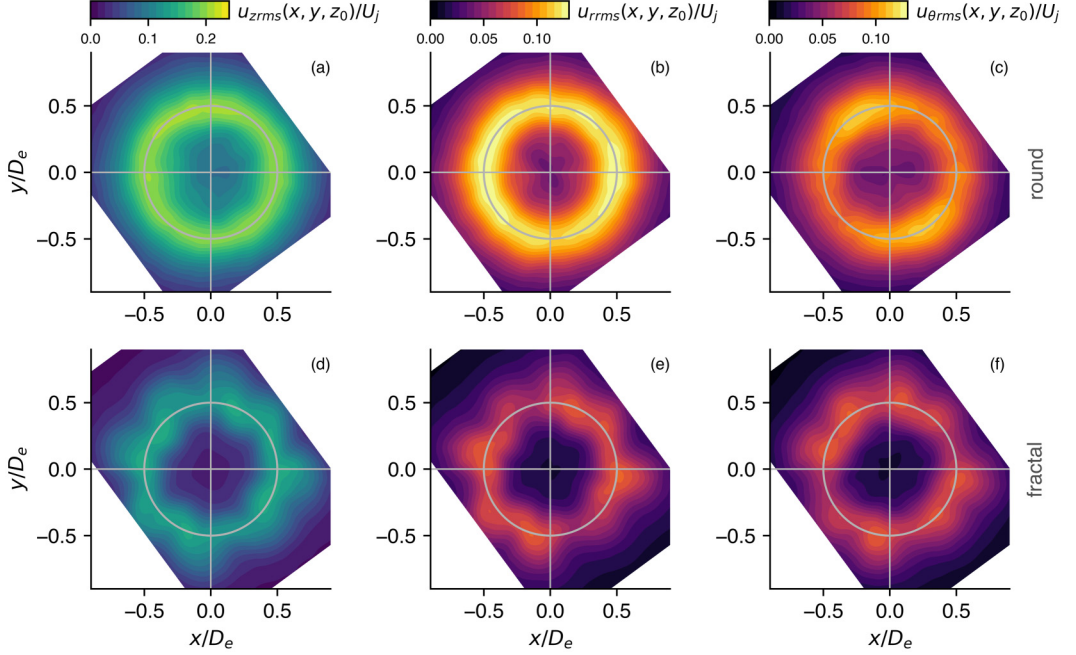


FIG. 5. Maps of the root mean square (rms) of the (a, d) streamwise, (b, e) radial, and (c, f) azimuthal velocity components for (a–c) the round jet (top row) and (d–f) the fractal jet (bottom row).

from the azimuthal symmetry of the fractal orifice, which reduces the growth of Kelvin-Helmholtz instabilities and the near-field jet development. A lower intensity of Kelvin-Helmholtz-induced fluctuations also explains the significantly lower levels of radial velocity rms in the fractal jet, since azimuthally coherent vortex rings also induce strong radial motions [5]. This can be observed in Figs. 5(b) and 5(e). We note that, although not shown here, the correlation coefficient between the radial and streamwise components in the region of intense shear is comparable in the two jets. The coefficient, approximately 0.6, is positive, since a positive (outward) radial motion induces a positive streamwise fluctuation by exploiting the high mean velocity gradients in the near field. On the other hand, the rms of the azimuthal velocity appears to be milder than that of the other two components, and of comparable strength in both jets, as shown in Figs. 5(c) and 5(f).

IV. PROPER ORTHOGONAL DECOMPOSITION: METHOD OF ANALYSIS

We use proper orthogonal decomposition to identify near-field coherent structures in an objective manner and elucidate the role of the orifice geometry on the structure of turbulence. We follow the standard approach for problems defined in cylindrical coordinates [12,58], and consider velocity fluctuation vector fields $\mathbf{u}(r, \theta, z, t)$ with radial, azimuthal, and streamwise velocity components restricted to a radial-azimuthal plane located at $z_0/D = 2$. For completeness, we provide in what follows a brief description of the methodology, restricted to the scalar implementation where the analysis is performed on each velocity component independently [10].

A classical variational technique [3] can be used to derive a complete, orthonormal set of modal structures $\{\phi_j^i(r, \theta)\}_{i=1}^{\infty}$, ordered by the modal kinetic energies $\{\lambda_j^i\}_{i=1}^{\infty}$, from the solution of the integral eigenvalue problem

$$\int_0^{2\pi} \int_0^{\infty} R_j(r, r', \theta, \theta') \phi_j^i(r', \theta') r' dr' d\theta' = \lambda_j^i \phi_j^i(r, \theta), \quad (1)$$

where $R_j(r, r', \theta, \theta')$ is the two-point correlation tensor defined by

$$R_j(r, r', \theta, \theta') = E[u_j(r, \theta, t)u_j(r', \theta', t)], \quad (2)$$

where $E[\cdot]$ is the expectation operator, and j identifies the radial (r), azimuthal (θ), or streamwise (z) velocity component. For space-only POD, as in the present case, the expectation operator is the arithmetic average over the available velocity snapshots.

For the round jet, the equations of motions and boundary conditions are equivariant under the continuous group of rotations $\mathcal{R}^\beta : \mathbf{u}(r, \theta) \mapsto \mathbf{u}(r, \theta + \beta)$. Turbulence statistics are then homogeneous along the azimuthal coordinate θ and the two-point correlation tensor R only depends on the azimuthal separation, i.e., $R_j(r, r', \theta, \theta') = R_j(r, r', \theta - \theta')$. It is well known that, in this particular case, the POD modes have the azimuthal structure of Fourier modes. This property can be exploited to first Fourier transform the velocity fluctuation snapshots along the azimuthal direction and then apply the POD to the complex-valued transformed fields by solving the eigenvalue problem

$$\int_0^\infty R_j(r, r', m)\phi_j^i(r', m)r'dr' = \lambda_j^i(m)\phi_j^i(r, m), \quad (3)$$

for a set of azimuthal wave numbers m , where $R_j(r, r', m) = E[u_j(r, m, t)u_j^\dagger(r', m, t)]$, with (\dagger) denoting complex conjugation. To lift the asymmetry of the kernel in the integral equation (3) introduced by the term r' arising from the energy-based inner product of velocity fields defined over a cylindrical coordinate system, we follow the established approach used in other works on round jets or pipe flow [8, 12]. In what follows, we refer to this approach as Fourier-POD analysis. In practice, we proceeded by (1) interpolating the PIV velocity fluctuation fields onto a polar grid originating at the jet center (identified from the mean field), (2) Fourier transforming the data along the streamwise direction, (3) constructing the two-point correlation tensor $R_j(r, r', m)$, and (4) solving the discrete equivalent of the eigenvalue problem of Eq. (3).

For the jet issuing from the fractal orifice, the equations and boundary conditions are equivariant under a cyclic group of order 4 generated by the symmetry $\mathcal{T} = \mathcal{R}^{\pi/2}$, rotating velocity fields around the z axis by $\pi/2$. The important consequence is that velocity statistics are still periodic, but are not homogeneous in the azimuthal direction. The two-point correlation tensor (2) does not depend only on the azimuthal separation $\theta - \theta'$ and the POD modes do not necessarily have a simple harmonic azimuthal structure. Hence, while the Fourier-POD analysis is optimal for the velocity dataset of the round jet, it inevitably becomes suboptimal for the fractal orifice dataset. However, using the same analysis for the two geometries has the advantage of enabling a direct comparison of (a) the azimuthal wave-number distribution of the kinetic energy and (b) the radial profiles of the modal structures. To quantify the degree of suboptimality of the Fourier-POD approach for the jet issuing from the fractal orifice, we also compute and present optimal structures for the fractal orifice geometry by applying the snapshot POD approach [59] to a larger dataset constructed by applying the rotations \mathcal{T} , \mathcal{T}^2 , and \mathcal{T}^3 on each fluctuation velocity field, thus increasing the number of snapshots used in the analysis by a factor of 4.

V. PROPER ORTHOGONAL DECOMPOSITION OF THE THREE VELOCITY COMPONENTS

From the analysis of the maps of mean velocity and vorticity examined in previous sections, it was argued that the fractal orifice breaks the azimuthal coherence of the vortex rings that can typically be found in jets issuing from a circular orifice. Therefore, the instantaneous velocity fields of the fractal jet are expected to be populated by structures that are much smaller in size compared with those in the round jet. This should be more evident in regions characterized by intense shear, therefore in proximity to the lip line. In Fig. 6, instantaneous snapshots of the streamwise velocity fluctuations are presented, for the (a–c) round jet and for the (d–f) fractal jet, to illustrate this behavior. Velocity vectors in the x - y plane are also shown to illustrate the nature of the cross-plane flow. Footprints of the vortex rings associated with the Kelvin-Helmholtz instabilities passing through the observation plane can be observed in the three snapshots obtained from the

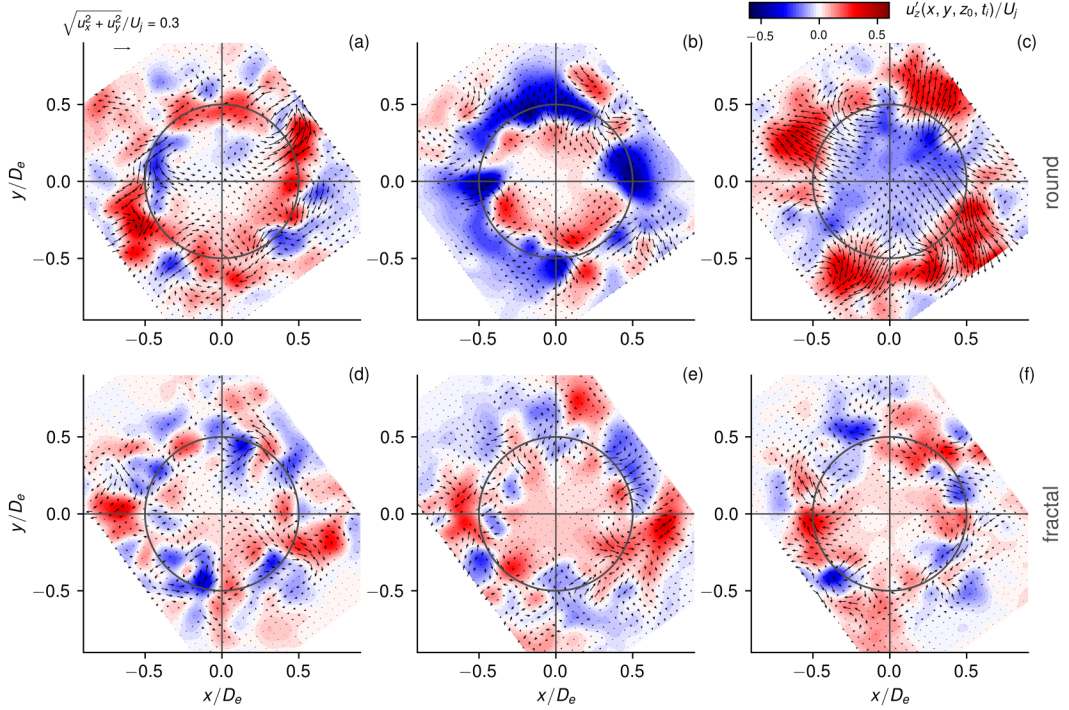


FIG. 6. Snapshots of the instantaneous vector fields containing the velocity components u_x and u_y on the x - y plane and maps of the streamwise velocity fluctuations at $z_0/D_e = 2$, for the (a–c) round jet and (d–f) fractal jet. Note that the velocity vector fields of the velocity components u_x and u_y overlap to the color maps of u'_z , and they share the same Cartesian axes.

round jet. The streamwise velocity fluctuations are organized in large coherent structures developing along the azimuthal direction, and preferentially located in the proximity of the lip line. Structures of smaller size and presenting a more random orientation, on the other hand, can be observed in the instantaneous snapshots from the fractal jet. Therefore, the fractal orifice appears to break the large-scale, azimuthally coherent structures, and redistributes the resulting energy among structures at smaller length scales. It can also be observed that the cross-plane velocity components are weaker in the fractal jet, consistent with the lower values of the rms of the radial velocity component in Fig. 4(e). Later in this paper, we will often be referring to Fig. 6 to show how the analytical results that will be presented are supported by the qualitative observations from these instantaneous snapshots.

A. Analysis of the POD energy distribution

To quantify how the turbulent kinetic energy at $z_0/D_e = 2$ is distributed across coherent structures at different wave numbers, the Fourier-POD analysis described in Sec. IV is performed. A scalar implementation of this technique (see Tinney *et al.* [10]) is performed separately on each of the three velocity components. The relative fraction of turbulent kinetic energy captured by the first three POD modes for the first 11 azimuthal wave numbers m in each direction is presented in Fig. 7 by vertical bars. The first, second, and third rows of the figure correspond to the streamwise, radial, and azimuthal velocity components, respectively, while the left and right columns show the results of the analysis for the round jet and for the fractal jet, respectively. The dashed cyan lines represent the cumulative energy distribution of the first POD modes as a function of the wave number m , whereas the continuous cyan lines represent the cumulative energy distribution

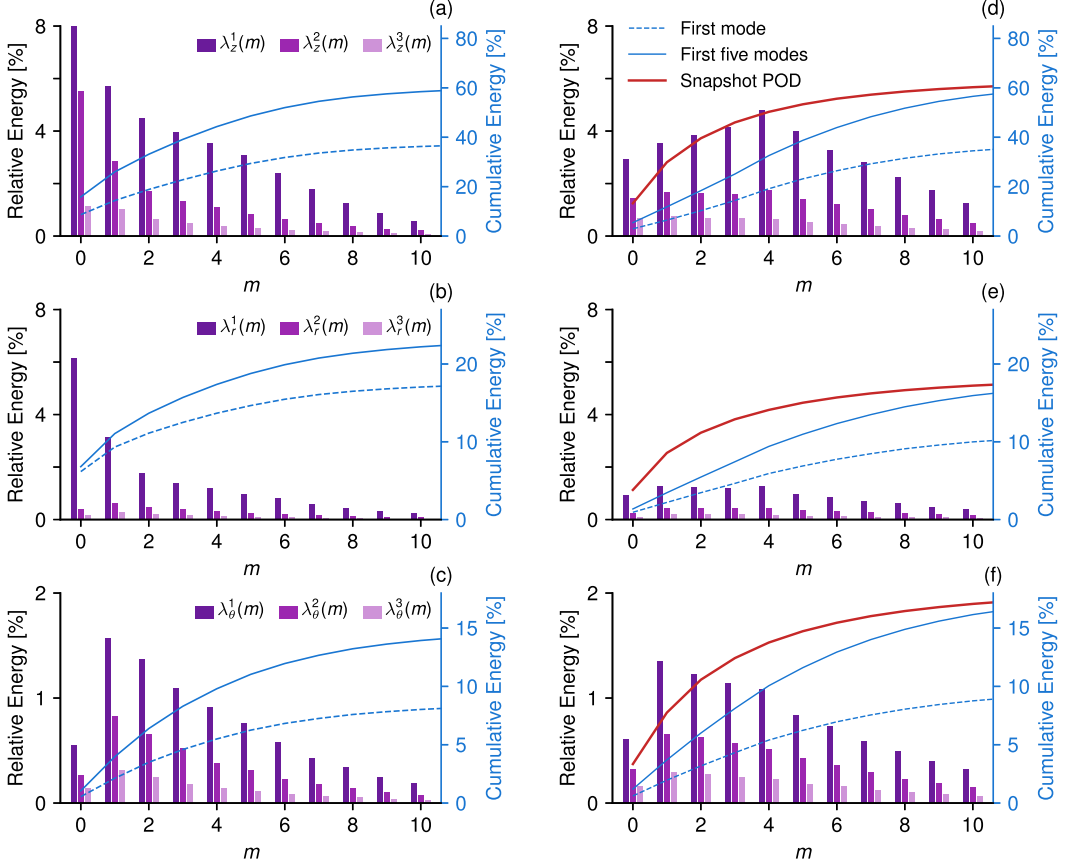


FIG. 7. Relative energy distribution of the first three POD modes $i \in [1, 3]$ at the first 11 azimuthal modes, $m \in [0, 10]$, (a, b, c) for the round jet (left column) and (d, e, f) for the fractal jet (right column), at the downstream location of z_0 . The POD analysis is made for the (a, b) streamwise (first row), (c, d) radial (second row), and (e, f) azimuthal (third row) components of the three-dimensional velocity vector field. The cumulative energy contents of the first and first five POD modes are represented by a cyan dashed line and a cyan continuous line, respectively. For the fractal orifice, the cumulative energy of the first $5(m+1)$ snapshot POD modes is reported as a thicker red line, to quantify suboptimality of the Fourier-POD analysis.

for the first five POD modes. Note that quantities in this figure are relative with respect to the overall energy across the three components. When examining Figs. 7(a) and 7(d), the cumulative energy contained in the first five POD modes and in the first 11 azimuthal wave numbers of the streamwise velocity component is similar in the two orifices, i.e., it is equal to approximately 60%. However, there are significant differences in the distribution of turbulent kinetic energy among the wave numbers. In the round jet, streamwise velocity fluctuations in the near field are dominated by the development of the Kelvin-Helmholtz instability in the axisymmetric vortex sheet, leading to the roll-up of azimuthally coherent vortical rings in the transition region [60]. This is observed in our results. The energy for the streamwise component is mostly concentrated at the wave number $m = 0$, consistent with the results of Jung *et al.* [6] (see their Fig. 7). A rapid and monotonic decrease appears, though, for increasing m , which is slightly different from Jung *et al.* [6], where the energy distribution of the first POD mode shows a local maximum at $m = 6$. This subtle difference between our analysis and the study by Jung *et al.* [6] could be attributed to the lower Reynolds number of the present jet. The increase of the relative dominance of the first POD mode at the fundamental wave

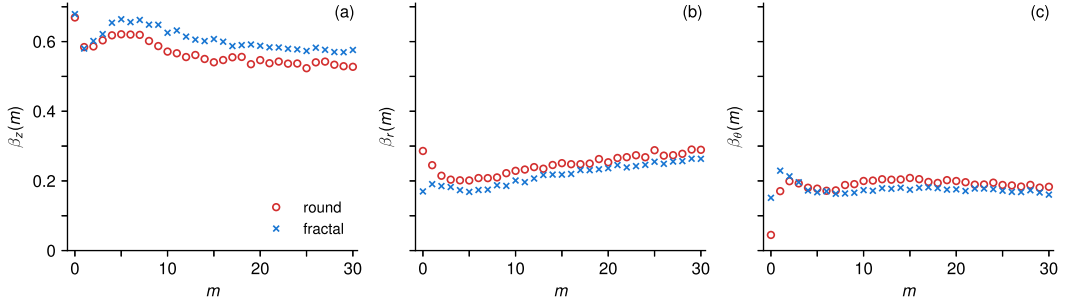


FIG. 8. Relative energy contribution from the (a) streamwise, (b) radial, and (c) azimuthal velocity components to the energy contained within each of the first 30 wave numbers. Red circles represent the round jet and cyan crosses represent the fractal jet.

number for decreasing Reynolds numbers observed in Fig. 8 of Jung *et al.* [6] is consistent with this explanation. Another explanation for this difference is that the jet investigated by Jung *et al.* [6] is a nozzle jet while the jet examined here is an orifice jet. Therefore, the subtle decrease in the relative dominance of modes at $m = 0$ could be a consequence of the *vena contracta* effect associated with the orifice nozzle. In their experiments, Iqbal and Thomas [8] found that at $x/D = 3$ the dominant wave-number mode is $m = 1$. Iqbal and Thomas [8] attributed the observed difference between their results and the results from Jung *et al.* [6] to the different initial conditions of the jet flows.

The analysis of the jet issuing from the fractal orifice, Fig. 7(d), reveals that the largest amount of streamwise fluctuation energy is contained at the fundamental wave number $m = 4$. This is consistent with the fundamental geometric square pattern of the orifice, but is unrelated to the mean field of Fig. 4, since the Fourier-POD analysis is performed on the zero-mean velocity fluctuation fields. The dominance of the wave-number mode associated with the orifice base pattern is expected also for different orifice geometries, however less so when increasing the side number of the base pattern. Furthermore, in the fractal jet, the energy of the streamwise fluctuations is more scattered among the different azimuthal modes in the range $0 \leq m \leq 6$. As evident from the instantaneous snapshots in Fig. 6, the physical mechanism at play is that the fractal geometry promotes the breakup of the near-field azimuthal coherence observed in the round jet. Hence, energy is injected at the fundamental wave number $m = 4$ and is scattered across the wave-number spectrum by the convective nonlinearity of the equations of motions.

Analogous to the Fourier-POD analysis of the streamwise component, the analysis of the radial component reveals important differences between the round jet and the fractal jet, as can be appreciated from Figs. 7(b) and 7(e). When looking at the cumulative energy distribution, it can be observed that the energy captured by the first five POD modes and by the first 11 azimuthal modes is larger in the round jet. Also, the cumulative energy from the first POD mode of each of the first 11 azimuthal wave numbers (cyan dashed line) is almost double in the round jet than in the fractal jet. If we focus on the first POD mode of the round jet, we can observe that the zeroth and the first azimuthal wave numbers, together, capture over 9% of the total energy. The observed dominance of the zeroth azimuthal wave number in the round jet is indicative of a low-dimensional behavior of the radial component, which can be also appreciated in the instantaneous snapshots of Fig. 6. Overall, the energy distribution among the modes obtained from the radial velocity component is consistent with previous experimental investigations with hot-wire anemometry from the literature [6,8,10]. In the fractal jet, however, the first POD mode accounts for a much smaller percentage of the total energy, independent of the wave number considered. The marginal importance of the radial POD modes in the fractal jet is a consequence of the reduced growth rate of the Kelvin-Helmholtz instabilities. As discussed in the recent stability analyses by Lyu and Dowling [46] and Lajús Jr *et al.* [47], the stronger is the deviation from the axisymmetry of the jet orifice, the lower is the growth rate of the near-field instabilities. For this reason, at the downstream position of $z_0/D_e = 2$,

the energy of the radial velocity fluctuations is much larger in the round jet than in the fractal jet, as the rms in Figs. 5(b) and 5(e) also shows.

The Fourier-POD analysis of the azimuthal component is presented in the third row of Fig. 7. Here, the energy distribution appears almost insensitive to the orifice geometry. The wave number $m = 1$ is dominant in both jets, with a monotonic decrease of the energy content of the modes for progressively higher wave numbers. An analogous trend was found in previous Fourier-POD analyses of the azimuthal component from the literature [6,8,10]. The overall cumulative contribution of the first five POD modes and of the first 11 wave numbers is only of approximately 15% of the total energy. Therefore, among the three velocity components, the azimuthal component captures the lowest proportion of the turbulent kinetic energy.

The energy distribution presented in Fig. 7 is obtained by applying a Fourier decomposition in the azimuthal direction followed by a POD analysis. This procedure has the advantage of enabling a straightforward comparison between the two jets, although it is suboptimal for the fractal nozzle geometry, as explained in Sec. IV. Alternatively, the optimal modes could be obtained by a snapshot POD analysis. It is thus of interest to quantify possible changes in the cumulative energy distribution when this is computed from the modes obtained with the optimal snapshot POD analysis. The cumulative energy distribution of the first $10(m + 1)$ modes obtained from the optimal snapshot POD analysis of the fractal orifice dataset is shown by the continuous red line in Figs. 7(d)–7(f). The Fourier-POD analysis, which is suboptimal, leads to a cumulative distribution that only mildly underestimates the distribution obtained from the optimal snapshot POD analysis, supporting the relevance of the discussion on the Fourier-POD analysis.

A more detailed quantification of the relative energy contributions of the POD modes of the different velocity components as a function of the azimuthal wave number is presented in Fig. 8. The three panels show the ratios

$$\beta_{(\cdot)}(m) = \frac{\sum_i \lambda_{(\cdot)}^i(m)}{\sum_i [\lambda_z^i(m) + \lambda_r^i(m) + \lambda_\theta^i(m)]}, \quad (4)$$

for the streamwise, radial, and azimuthal components. As expected, and consistently with the results from Fig. 7, the largest energy contribution to the total turbulent kinetic energy is obtained from the Fourier-POD modes of the streamwise velocity component. In Fig. 8(a), the modes from the streamwise velocity component are responsible for approximately 70% of the energy contained in the wave number $m = 0$, both in the round jet and in the fractal jet. However, this result should not be misinterpreted. The contribution of the wave number $m = 0$ to the total turbulent kinetic energy is more than double in the round jet than it is in the fractal jet. This can be observed when comparing the cyan continuous lines in Figs. 7(a) and 7(b). From Fig. 8(b), as the wave number increases, the energy from the streamwise velocity component becomes gradually less important, whereas the radial component captures increasingly more energy. The most significant difference between the round jet and the fractal jet can be observed when assessing the proportion of energy taken by the radial and azimuthal components at low wave numbers. In the round jet, the radial component captures around 30% of the energy contained at wave number $m = 0$, while the azimuthal component accounts for less than 5% only. In the round jet, the proportion of energy from the azimuthal component is the lowest independent of the wave number. In the fractal jet, the same behavior holds, with the only exceptions of $m = 1, 2, 3$.

B. Analysis of the spatial structure of POD modes

The modes $\phi_z^i(r, \theta)$ of the first 18 modes obtained from the snapshot POD of the streamwise component for the fractal orifice dataset are shown first in Fig. 9. The structure of the two most energetic modes resembles the structure of the modes with $m = 4$ obtained from the Fourier-POD analysis. This observation is consistent with Fig. 7(b), where the modes at $m = 4$ capture the largest amount of energy. The spectral content of the subsequent modes approximately follows the distribution reported in Fig. 7(b). Thus, wave numbers $m = 2, 3$, and 5 all feature prominently in

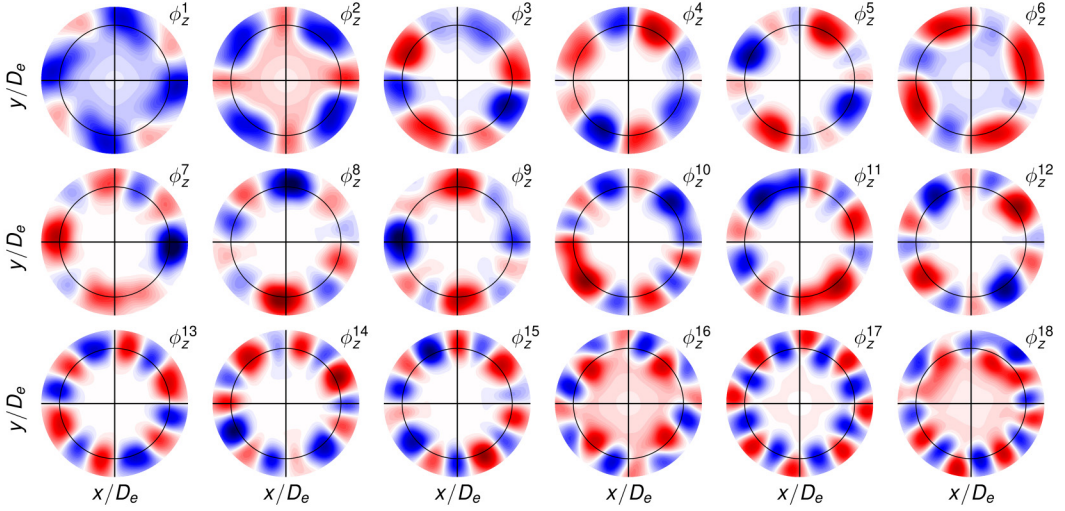


FIG. 9. Streamwise component of the first 18 snapshot POD modes in the jet with fractal orifice, on an arbitrary color scale.

the first 12 modes. However, unlike the Fourier-POD analysis, the snapshot POD does not separate structures with different wave numbers if these have similar energy and most of the POD modes of Fig. 9 have complex spectral characteristics.

To compare objectively the modal structures resulting from the two geometries, we examine the radial profiles of the first, second, and third Fourier-POD modes for azimuthal wave numbers $m = 0, 1, 2, 5, 10$, from the scalar analysis of the streamwise, radial, and azimuthal velocity components for the two jets. The profiles are normalized such that $\max_r \phi_{(\cdot)}^i(r, m) = 1$, and are presented in Fig. 10. In general, the i th POD mode has i extrema. For wave number $m = 0$, the radial profiles of the first three POD modes tend to have a stronger support at low radial locations, approaching the centerline. This feature becomes stronger for increasing POD mode indices, and it is more prominent in the circular orifice than in the fractal orifice, as at $z_0/D_e = 2$ the round jet presents a much larger energy content in proximity to the centerline (see Fig. 5). The profiles of the first POD modes are similar to the profiles of the modes obtained with spectral POD, resolvent analysis, and transient growth analysis by Nogueira *et al.* [11], reflecting the low-dimensional nature of the near-field jet dynamics.

The peaks of the radial profiles for the first, second, and third POD modes tend to move outwards for growing azimuthal wave numbers. However, this occurs more mildly for the fractal geometry, where the modal structures are more compactly localized around $r/D_e = 0.5$. To quantify this behavior, we denote by $R_{(\cdot)}^p$ the location of the first peak of $\phi_{(\cdot)}^i(r, m)$ from $r = 0$. This quantity is shown in Fig. 11 for the first POD mode as a function of the azimuthal wave number m , for the three velocity components and for the two orifice geometries. The peak location of the radial profiles exhibits analogous trends when computed from the three different velocity components. The first POD mode is radially localized around $R_{(\cdot)}^p/D_e \approx 0.5$, for the most energetic azimuthal wave numbers, increasing to $R_{(\cdot)}^p/D_e \approx 0.65$ for high wave numbers. The influence of the orifice geometry is mainly confined to the lowest wave numbers, where the radial position of the peaks tends to be closer to the centerline. Circular and fractal orifices, however, present an analogous behavior at $m > 2$. This is not surprising, since the mean turbulent kinetic energy profiles in Figs. 3(b) and 3(c) have comparable peak locations. An analogous radial displacement of the peak location was also observed in the Fourier-POD analysis of pipe flow reported by Hellström *et al.* [12] [their Fig. 2(a)]. As discussed by Nogueira *et al.* [11], an important difference between jet and pipe flow, however, is

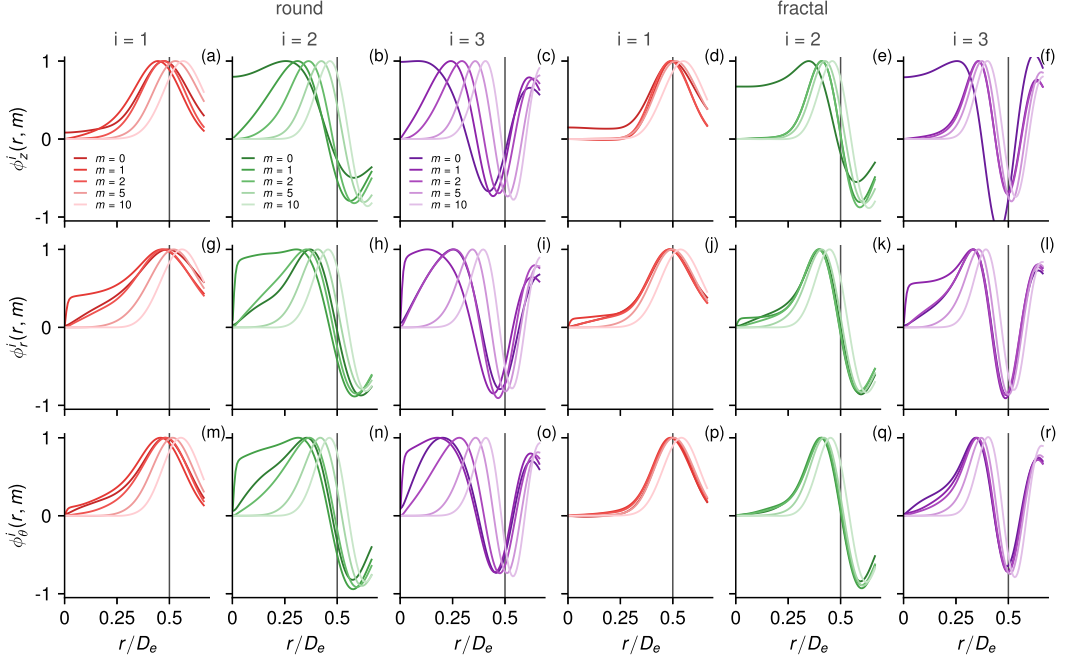


FIG. 10. Radial profiles of the first three POD modes of the streamwise (first row), radial (second row), and azimuthal (third row) velocity components for azimuthal wave numbers $m = 0, 1, 2, 5, 10$, for the round jet (left columns) and for the fractal jet (right column). The gray vertical lines indicate the radial location $r/D_e = 0.5$.

that in pipe flow the radial expansion of the POD modes is limited by the wall, whereas in a jet the POD modes are not radially constrained and can expand beyond $r/D_e = 0.5$.

To further characterize the size of the POD structures, we introduce the radial half size of the POD modes defined as $L_{(i)}^r = (R_{(i)}^p - R_{(i)}^5)/D_e$, with $R_{(i)}^5$ being the radial location where $\phi_{(i)}^5(R_{(i)}^5, m) = 0.05\phi_{(i)}^p(R_{(i)}^p, m)$. This parameter is more appropriate for an unbounded shear flow, as opposed to the parameter introduced by Hellström *et al.* [12] for pipe flow, where the radial length scale is defined

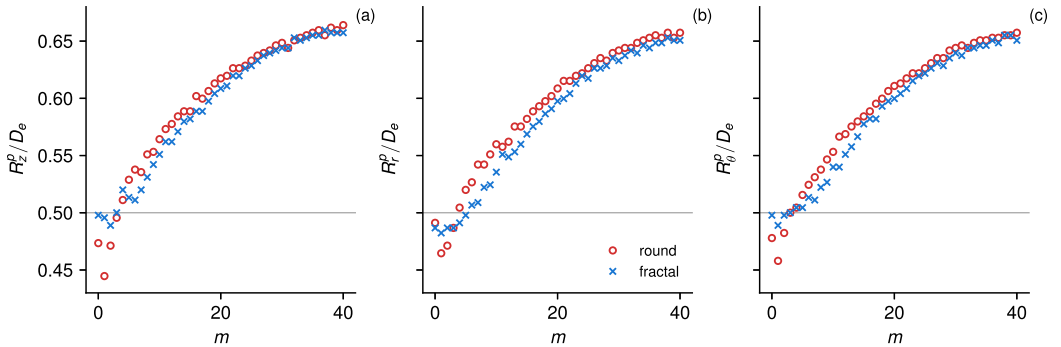


FIG. 11. Normalized radial peak location of the radial profiles for the first POD mode of the (a) streamwise, R_x^p/D_e , (b) radial, R_r^p/D_e , and (c) azimuthal, R_θ^p/D_e , velocity components as a function of the azimuthal wave number m , for the round (red circles) and fractal (cyan crosses) orifices. The gray horizontal lines indicate the radial location $r/D_e = 0.5$, i.e., the radial location of the edge of the round orifice.

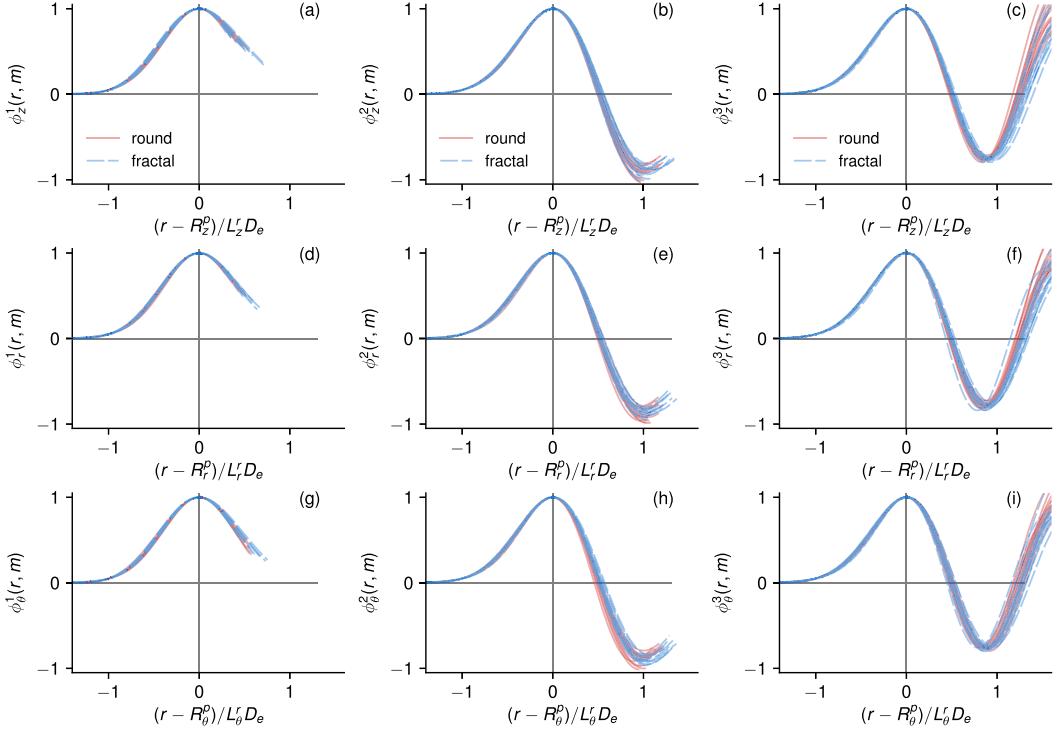


FIG. 12. Radial profiles of the streamwise (first row), radial (second row), and azimuthal (third row) velocity components of the first, $i = 1$, second, $i = 2$, and third, $i = 3$, POD modes for the azimuthal wave numbers $m \in [2, 40]$, for the round jet (red continuous line) and for the fractal jet (cyan dashed line).

as the distance from the wall to the peak location. Modal structures identified by Fourier-POD analysis in pipe flow have been observed to collapse in the radial direction to a universal distribution when appropriately scaled with the radial length scale [12]. The same behavior is observed in the present case. The collapse of the Fourier-POD profiles is shown in Fig. 12, for the first, second, and third POD modes for wave numbers $m \in [2, 40]$. Profiles obtained from the POD analysis of the streamwise, radial, and azimuthal velocity components are shown, for the round and fractal orifices. One salient observation is that for all azimuthal wave numbers, the radial profiles collapse to a distribution that is surprisingly robust to the orifice geometry. It is argued that this is due to the similarity of the mean velocity profiles in Fig. 3(a), since similar shear profiles produce fluctuations with similar spatial structure.

Another salient observation is that the profiles closely resemble those found in turbulent pipe flow by Hellström *et al.* [12]. Recently, analogies between the coherent structures in the near field of a jet and in wall-bounded flows have been found by Nogueira *et al.* [11] and by Samie *et al.* [61]. In particular, following the self-similarity of POD structures reported by Hellström *et al.* [12], Nogueira *et al.* [11] observed self-similarity in spectral POD modes in the streamwise direction, where an azimuthal length scale is utilized to scale the streamwise development of the structures. To examine the self-similarity of the first POD modes ($i = 1$) in the present case, we introduce here the azimuthal length scale $L_{(\cdot)}^{\theta} = 2\pi R_{(\cdot)}^p / (m D_e)$. The radial length scale of the POD structures as a function of the azimuthal length scale is presented in Fig. 13, for the (a) streamwise, (b) radial, and (c) azimuthal velocity components, for the first 40 azimuthal wave numbers $m \in [1, 40]$. A first remark on Fig. 13 is that the POD structures associated to the first few most energetic azimuthal wave numbers of the fractal jet are more spatially compact, as the radial length scale $L_{(\cdot)}^r$ can be up

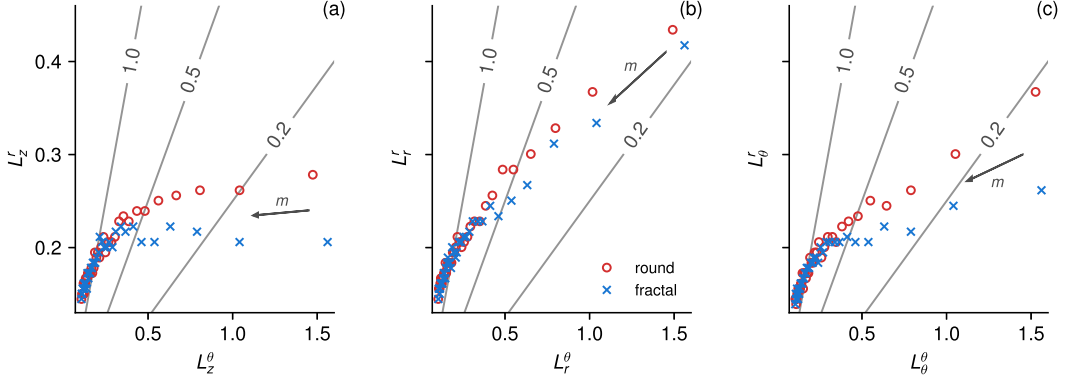


FIG. 13. Radial length scale of first Fourier-POD modes as a function of their azimuthal length scale for the (a) streamwise, (b) radial, and (c) azimuthal velocity components. Data points for wave numbers $m \in [1, 40]$ are shown, moving from right to left for growing wave numbers, as shown by the arrows. The straight lines are used to estimate the aspect ratio of the eddies.

to $\approx 25\%$ smaller than in the canonical round orifice. The largest, more energetic structures have a radial support of about $0.4D$ – $0.5D$, in agreement with the profile of mean turbulent kinetic energy of Figs. 5(c) and 5(f). On the other hand, the radial support of the high-wave-number POD modes, $m \gtrsim 8$, does not seem to be heavily influenced by the orifice geometry, and it decays slowly for higher wave numbers. These results suggest that the fractal orifice does not significantly affect the properties of the small scales, but it rather acts towards breaking the large-scale structures that would naturally appear in the round jet. In the figures, the straight lines identify structures with a constant aspect ratio $L_{(\cdot)}^r/L_{(\cdot)}^\theta$. As can be observed, a single aspect ratio describing the eddies over the whole dynamic range of scales cannot be clearly defined, for any of the velocity components. This result makes the near-field jet different from pipe flow, where, according to Hellström *et al.* [12], eddies are characterized by a constant aspect ratio of 0.2 across the wave-number spectrum. This result is consistent with the spatial structure shown in the velocity snapshots in Fig. 6, where eddies with small azimuthal length scale are not necessarily associated with smaller radial length scale. From a physical point of view, we argue that this behavior arises from the absence of the wall-blocking effect present in pipe flow, which limits outward motions in the radial direction.

VI. PROPER ORTHOGONAL DECOMPOSITION OF THE STREAMWISE VORTICITY AND VELOCITY

In the previous sections, Fourier-POD modes were identified for each velocity component separately, using a scalar POD implementation. However, this approach does not capture possible correlations and couplings between the velocity components. Regarding this aspect, Nogueira *et al.* [11] showed that energetic streamwise velocity streaks in the high-shear region of the jet flow are strongly coupled to streamwise-elongated vortical structures by the lift-up mechanism [62] as in wall-bounded shear flows [63,64], inducing strong radial motions. In this section, we examine the relationship between the streamwise velocity fluctuations and the structure of the streamwise vorticity field involved in the lift-up mechanism, to assess the effects of the orifice geometry.

We first show conditional averages of the streamwise vorticity and streamwise velocity fields. With the idea of characterizing intense streamwise velocity fluctuation events, the condition for the average is for the value of the streamwise velocity fluctuation to be larger than a threshold value based on the rms of the streamwise velocity, $u_{z_{\text{rms}}}$, at the reference point $x/D_e = 0.5$, $y/D_e = 0.0$, $z/D_e = 2.0$. This conditioning based on a threshold value can be expressed by the following

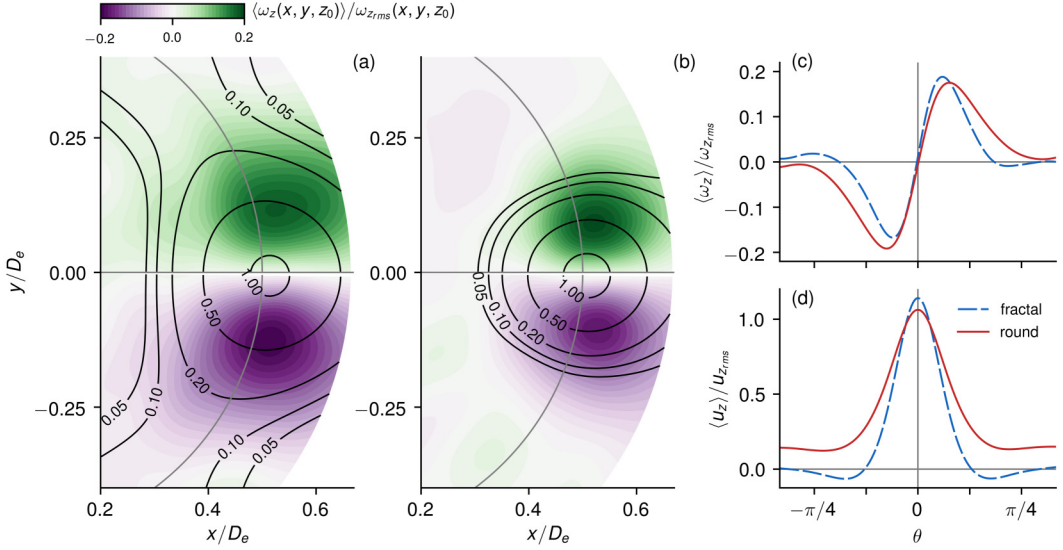


FIG. 14. (a, b) Color maps of the normalized conditional average of the streamwise vorticity fluctuations, and labeled contours of the conditionally averaged streamwise velocity, for both (a) the round jet and (b) the fractal jet (see text for details on the conditioning procedure); (c, d) radial profiles at constant $r/D_e = 0.5$ as a function of the azimuthal angle θ of (c) the streamwise vorticity and (d) the streamwise velocity, from the conditional averages presented in the maps in (a, b). The gray lines in panels (a) and (b) trace the nominal lip line location.

equation:

$$u'_z > cu_{z,rms}, \quad (5)$$

where c is a positive constant. The threshold value of the constant c in Eq. (5) is chosen based on a sensitivity analysis, in which four different values of this constant were adopted, i.e., $c = 0.25, 0.5, 0.75, 1.0$. A similar condition can also be stated for negative fluctuations, but the probability distributions of the velocity fluctuations are not significantly skewed and lead to similar results. Although not presented here, the results of this analysis evidence that the obtained conditional averages are only moderately sensitive to the constant c , and that, as expected, larger values of c lead to more intense events, with a smaller number of samples contributing to the averages. It was therefore chosen to set $c = 0.5$ in Eq. (5), which represents a compromise between identifying intense events and retaining a sufficiently large statistical sample. In any case, the physics of the interactions remain unchanged for different constants c . A further improvement of the statistical significance is obtained by repeating the averaging for 100 reference points distributed on the circumference at $r/D_e = 0.5$, rotating the results back to $x/D_e = 0.5, y/D_e = 0.0$ and averaging along the azimuth. Conditional averages are denoted by angle brackets. Maps obtained from the described averaging procedure are presented in Figs. 14(a) and 14(b) for the round and fractal jet, respectively. The color map shows the conditionally averaged vorticity field while the labeled contours show the conditionally averaged streamwise velocity field. These variables are normalized by the maps of the rms of the respective quantities. The gray circle traces the nominal orifice lip line location. The averaging procedure unveils a pair of vorticity structures of opposite sign, flanking the point where the condition is defined, i.e., in the proximity to the lip line. Therefore, positive streamwise velocity fluctuations are associated with positive fluctuations of the radial velocity component, i.e., a flow towards the jet periphery, that produces the mushroomlike structures observed in Fig. 9(a) of Liepmann and Gharib [5]. Similarly, although not presented here, negative fluctuations of the streamwise velocity

are associated to a pair of high vorticity regions with opposite sign, with negative fluctuations of the radial velocity, i.e., a flow towards the jet centerline. The described coupling between the sign of the streamwise velocity fluctuations at the lip line and the sign of the radial velocity fluctuations can also be observed from the instantaneous snapshots reported in Fig. 6, in particular from the snapshot in Fig. 6(c). Qualitatively similar results are obtained when the radial position of the point of condition is varied within the region of intense shear. The averaging captures a significant fraction, about 20%, of the streamwise vorticity rms. Physically, high-speed fluid elements in the jet core are pushed outwards by radial motions produced by the streamwise vorticity features in regions of lower mean velocity, generating positive velocity fluctuations and vice versa. The observed structure of the conditionally averaged streamwise velocity and vorticity fields supports the idea that a lift-up mechanism is active in turbulent jets [11]. In this scenario, the patches of coherent streamwise velocity derived from the conditional average can be regarded as the footprints of the streaks identified by Nogueira *et al.* [11] passing through the observation plane. If we compare the structures of streamwise vorticity obtained from the two orifice geometries, we can see that the vorticity structures from the round jet tend to have a larger extent in the azimuthal direction. This is more evident when examining Fig. 14(c), which shows radial profiles from the conditionally averaged streamwise vorticity at constant $r/D_e = 0.5$, as a function of the azimuthal angle θ . It can be seen that the average vorticity structure within the fractal jet spans the range $-3\pi/16 < \theta < 3\pi/16$, while the structure within the round jet spans the range $-\pi/4 < \theta < \pi/4$. Figure 14(d) shows the radial profiles from conditional averages of the streamwise velocity at constant $r/D_e = 0.5$. For the round jet, the profile does not go to zero even for large azimuthal angles, consistent with the dominance of the azimuthal mode $m = 0$ discussed in the previous section. Therefore, in the fractal jet the coupling between streamwise velocity and streamwise vorticity involves structures that are smaller in size, although of comparable strength. It should be stressed that the conditional averages presented up to this point are obtained at the streamwise location $z/D_e = 2.0$. If the same conditional averages were calculated at different streamwise locations, different structures of vorticity would be found, as the observed coupling between velocity and vorticity is strongly dependent on the streamwise position. However, this paper focuses on examining the effects of the orifice geometry on the coupling between streamwise velocity and vorticity at a fixed downstream distance. Studying how this coupling varies with the streamwise position is left to future work.

The conditional averages presented above enable us to estimate the characteristic size of the vorticity structures sustaining the streamwise velocity fluctuations in both jets. With the aim of quantifying to what extent vorticity structures at different azimuthal scales contribute to the described mechanism, a vector implementation of the Fourier-POD analysis [10] is applied to composite snapshots of streamwise vorticity and streamwise velocity. The analysis identifies composite streamwise vorticity-velocity modes, and ranks them based on their importance. Note that, in what follows, we use the concept of modal energy, although this does not have the same dimensions of kinetic energy, as for the scalar POD implementation. Thus, the dominant vorticity-velocity modes are those that better capture intense and correlated fluctuations of the streamwise velocity and streamwise vorticity, on a wave-number-by-wave-number basis. The relative energy distribution of the first three POD modes, $i \in [1, 3]$, at the first 21 azimuthal modes, $m \in [0, 20]$, is presented in Figs. 15(a) and 15(b), respectively, for the round jet and for the fractal jet. The dashed cyan lines represent the cumulative energy distribution of the first POD modes as a function of m , whereas the continuous cyan lines represent the cumulative energy distribution for the first five POD modes. As can be observed, the azimuthal wave number $m = 6$ is dominant in the round jet, while the azimuthal wave number $m = 8$ is the most important in the fractal jet. This result is consistent with the conditional averages of Fig. 14, where it was observed that smaller vorticity structures feature in the near field of the fractal jet. Figure 15 also shows that the fractal orifice leads to a more scattered energy distribution across wave numbers than the circular orifice, analogous to what was found from the Fourier-POD analysis of the velocity, in the previous section. This property is also evident from cumulative energy distributions for the two jets. Although the first five POD modes and the first 21 azimuthal modes capture around 90% of the total energy, modes at low wave numbers (long length

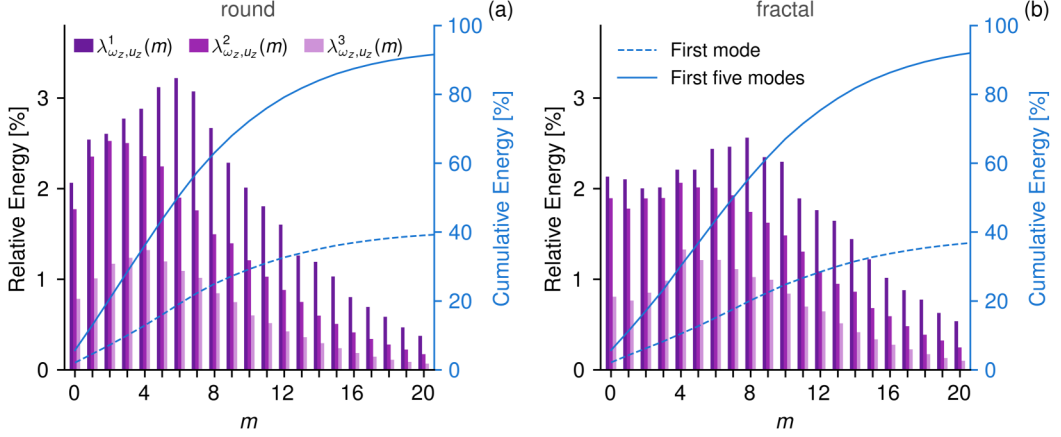


FIG. 15. Relative energy distribution of the first three vector POD modes $i \in [1, 3]$ at the first 21 azimuthal modes, $m \in [0, 20]$, (a) for the round jet and (b) for the fractal jet. The Fourier-POD analysis is performed for the streamwise components of the vorticity and velocity fields. The cumulative energy contents of the first and first five POD modes are represented by a cyan dashed line and continuous line, respectively.

scales) are more important in the round jet than in the fractal jet, which leads to a steeper trend of the cumulative energy distribution in the former jet than in the latter one.

The normalized radial peak positions of the profiles of the vorticity component of the joint streamwise vorticity and velocity Fourier-POD modes are presented in Fig. 16(a) as a function of the azimuthal wave number. Analogous to what was found in the analysis of the three velocity components, the peaks are located in the high-shear region and their locations move towards the periphery for increasing azimuthal wave number. Also, the peak positions for the fractal jet are nearer to the centerline when compared to the round jet. A reasonable explanation for this result is that the actual lip line of the fractal orifice reaches radial positions as close to the centerline as $r/D_e \approx 0.25$, introducing higher streamwise vorticity fluctuations in this area. The normalized radial length scale of the first POD vorticity structures $L_{\omega_z}^r/D_e$, defined similarly to the radial length scale of the velocity Fourier-POD modes, is presented in Fig. 16(b) as a function of the azimuthal wave number. Excluding the first four azimuthal wave numbers, which define large-scale vorticity modes of little physical interest, the radial length scale of the POD structures decreases

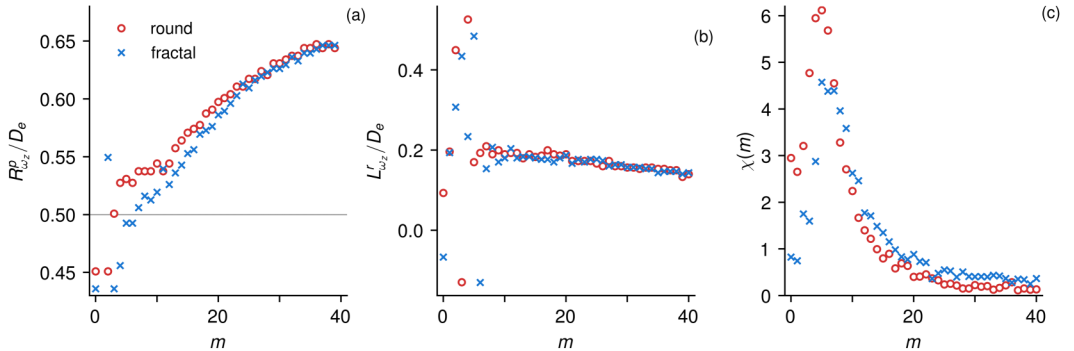


FIG. 16. (a) Normalized radial peak location of the radial profiles of the streamwise vorticity component for the first vector POD mode; (b) normalized radial half size of the vorticity component of the first POD modes as a function of the wave number m ; and (c) the quantity $\chi(m)$, defined in (6) as a function of m .

only moderately for increasing azimuthal wave numbers, reaching values lower than $L_{\omega_z}^r/D_e \approx 0.2$. Although the dimension is lower than the radial length scale of the velocity POD modes discussed previously, the mild decrease of the radial length scale for $m > 4$ indicates that a constant aspect ratio for the vorticity eddies cannot be determined. In fact, the azimuthal length scale $L_{\omega_z}^\theta = 2\pi R_{\omega_z}^p/m$ (not shown here) decreases much more rapidly with m than $L_{\omega_z}^r$ and is thus not a suitable scale to characterize the POD profiles. As discussed, we argue that unlike in wall-bounded flows [12] the lack of a solid wall originates a family of fluid structures that are free to occupy the entire radial dimension of the high-shear region, with little influence of the azimuthal wave number. This perspective is supported by the fact that this trend is essentially insensitive to the orifice geometry.

In Fig. 16(c), the ratio between the peaks of the velocity and vorticity components of the joint velocity-vorticity Fourier-POD modes, defined by the quantity

$$\chi(m) = 100 \times \frac{\max_r \phi_{u_z}^1(r, m)}{\max_r \phi_{\omega_z}^1(r, m)}, \quad (6)$$

is presented as a function of the azimuthal wave number m for both jets. This quantity is used here to quantify the relative importance of the streamwise velocity component, and as a proxy for the correlation between the two variables. It can be observed that $\chi(m)$ is largest for both orifices at wave numbers in the range $5 \leq m \leq 8$. The fact that the velocity and vorticity correlation is larger at the wave numbers where energy is mostly concentrated (see Fig. 15) corroborates the physical mechanisms described above, evidencing that a strong coupling between the streamwise vorticity and velocity is active in the near field.

Radial profiles of the vorticity and velocity component of the first two composite Fourier-POD modes are shown in Fig. 17, for wave numbers $m \in [6, 20]$. The radial coordinate is scaled similarly to the profiles of Fig. 12, using the radial half sizes $L_{\omega_z}^r$ and $L_{u_z}^r$. The real and imaginary parts of the Fourier-POD profiles are dominant for the vorticity and velocity components, respectively, and are thus reported in the figure. It can be observed that, similar to the velocity POD modes, the profiles collapse to a universal distribution that is independent of the orifice geometry. Profiles for smaller wave numbers, corresponding to large-scale rotational motions with little dynamical relevance, deviate from such collapse. The relative arrangement of the vorticity and velocity components is more clearly understood by visualizing the full structure of the Fourier-POD modes in the x - y plane. The three most important Fourier-POD modes are presented in Figs. 18(a)–18(c) and 18(d)–18(f), respectively, for the round jet and for the fractal jet. Color maps of the streamwise velocity and contours of the streamwise vorticity are shown using arbitrary scales, since the modes are normalized. The same observations made on the relative spatial organization of the conditionally averaged vorticity and velocity fields apply to the Fourier-POD modes. Specifically, regions characterized by positive or negative fluctuations of the streamwise velocity are associated, respectively, with positive and negative fluctuations of the radial component, induced by pairs of vorticity structures. As observed, in the fractal jet, the azimuthal mode $m = 8$ is dominant [Fig. 18(f)]. From the maps of mean streamwise velocity and mean streamwise vorticity presented, respectively, in Figs. 4(d) and 4(f), it can be observed that the mean flow characteristics dictate the relative importance of the vorticity-velocity Fourier-POD modes. In particular, this suggests that the spatial organization of both streaks and vortical structures is directly associated with the orifice geometry, consistent with the spectral POD analysis of Rigas *et al.* [36] on a jet from a chevron nozzle.

VII. CONCLUSIONS AND FUTURE WORK

In this paper, a Fourier-POD analysis was performed to investigate the coherent structures in the near field of a jet issuing from a noncircular orifice. More specifically, we considered an orifice with fractal geometry constructed from a base square pattern. These were compared with the structures in a jet issuing from a round orifice. The paper considers three-dimensional velocity vector field tomographic-PIV datasets obtained at a downstream distance from the orifice exit of two equivalent

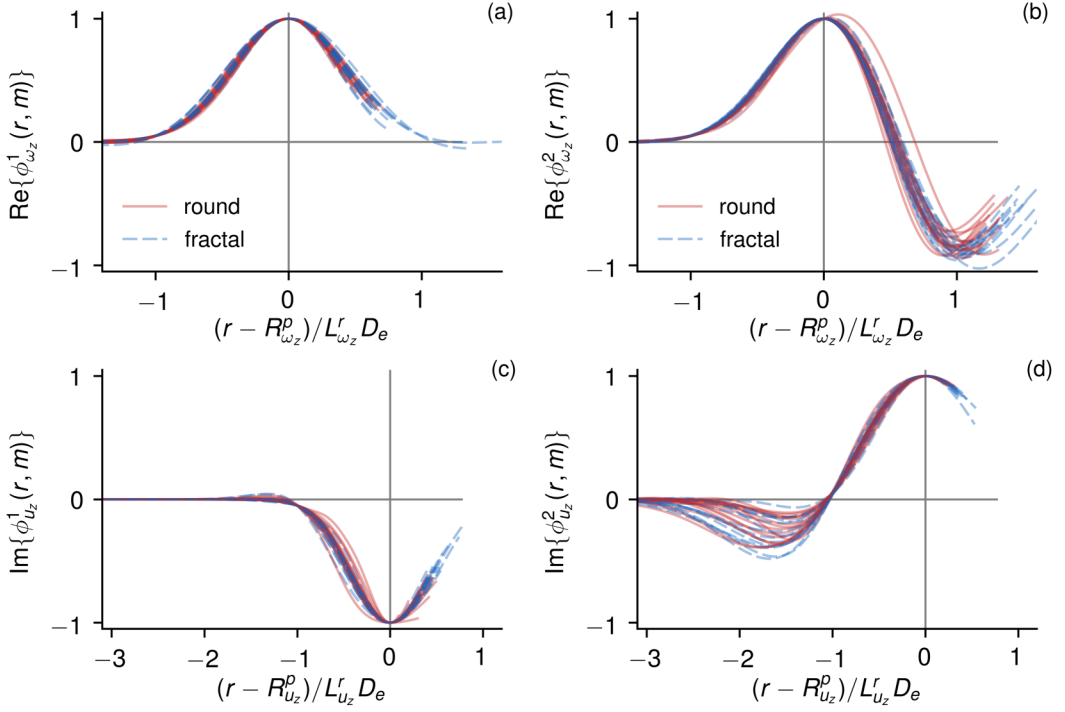


FIG. 17. Radial profiles of the (a, b) streamwise vorticity and (c, d) streamwise velocity of the (a, c) first POD mode and (b, d) second POD mode, for the azimuthal wave numbers $m \in [5, 40]$, for the round jet (red continuous line) and for the fractal jet (cyan dashed line). The gray vertical lines indicate the radial location $r/D_e = 0.5$, i.e., the radial location of the edge of the round orifice.

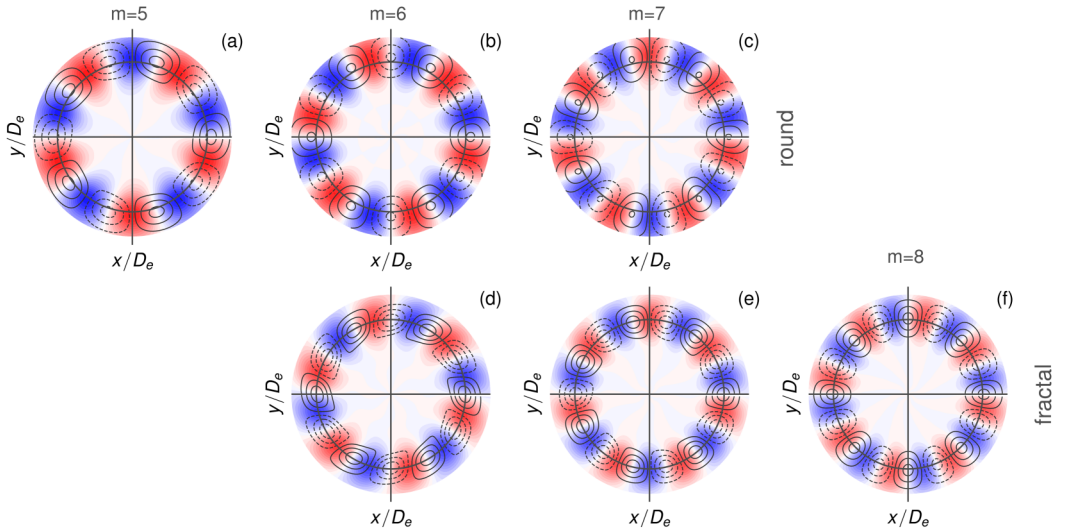


FIG. 18. Streamwise velocity of the three most energetic Fourier-POD modes, on an arbitrary color scale, and contours of the streamwise vorticity, with continuous lines identifying positive values and dashed lines identifying negative values, in the jet with (a, b, c) round orifice and with (d, e, f) fractal orifice.

orifice diameters, which are used to characterize the role of the orifice geometry on the initial jet development.

From the analysis of the streamwise velocity component, the mode at wave number $m = 0$, which captures the largest amount of turbulent kinetic energy in the jet with a circular orifice, is not the dominant mode in the jet with a fractal orifice. This is because the fractal geometry injects energy at the fundamental wave number $m = 4$, thus breaking up the azimuthal coherence associated with the vortex rings typical of the round jet. As a result, while in the jet with a circular orifice most of the energy is contained within these vortex rings, in the jet with a fractal orifice the energy is distributed among the first seven azimuthal modes ($0 \leq m \leq 6$) more uniformly. Instantaneous snapshots of streamwise velocity confirm these findings, and show that structures within the fractal jet are smaller in size and lack a preferential organization. Consistent with this scenario, the energy in the radial component at the first wave number $m = 0$, associated with the azimuthally coherent radial motions from the Kelvin-Helmoltz vortex rings, is significantly lower in the fractal jet. In both cases, at the most energetic wave numbers, the streamwise component was found to capture approximately 60% of the total kinetic energy, followed by the radial component and by the azimuthal velocity components.

The radial distribution of the Fourier-POD modes from the two orifice geometries was also examined. It was found that the modal shapes at different wave numbers collapse to a distribution that is independent of the orifice geometry, when scaled with a characteristic radial dimension. This finding is common to the Fourier-POD modes from each of the three velocity components. The most significant difference is in the radial support of the modes of the jet with a fractal orifice being smaller at low wave numbers. This evidences that the most energetic structures tend to be smaller in size in the jet with a fractal orifice. Regardless, the orifice geometry does not appear to significantly affect the shape of the first POD modes, but mostly the energy distribution. The collapse of the radial profiles was also observed in recent experiments in turbulent pipe flow [12]. However, an important difference with these observations is that, in the present case, the ratio between the azimuthal and radial length scales of the Fourier-POD structures varies with the wave number m , while it is constant in pipe flow and approximately equal to 0.2. This result was explained by the fact that in jet flow the lack of a wall-blocking effect does not significantly constrain the radial extent of turbulent motions. In this respect, while Nogueira *et al.* [11] found that the spectral POD structures are self-similar in the streamwise and azimuthal directions, the aspect ratio in the radial and azimuthal directions was not examined. The present investigation of the radial and azimuthal aspect ratio contributes therefore to complete the characterization of coherent structures in turbulent jets.

Streaky structures have been recently found in the near field of a jet, resulting from a lift-up mechanism analogous to turbulent wall-bounded flows (Nogueira *et al.* [11]). The structures of streamwise vorticity leading to streamwise velocity fluctuations were examined in relation to the orifice geometry. To this aim, (i) an averaging of the streamwise vorticity conditioned on the intense streamwise velocity fluctuations at points on the nominal lip line location and (ii) a joint Fourier-POD analysis of streamwise velocity and streamwise vorticity were performed. Conditional averaging showed that intense positive fluctuations of the streamwise velocity are associated with pairs of streamwise vorticity structures of opposite sign, flanking the point of conditioning. Consistent with streak and roll dynamics in wall-bounded shear flows, the combined activity of this vortex pair induces positive fluctuations of the radial velocity, i.e., a flow towards the jet periphery. Alternatively, negative fluctuations of the streamwise velocity are associated to negative fluctuations of the radial velocity, i.e., a flow towards the jet centerline. The flow pattern obtained by this averaging procedure is analogous for both the orifice geometries, although the vorticity structure from the round jet is 30% larger than the vorticity structure from the fractal jet. From the joint Fourier-POD analysis, the fractal orifice promotes the involvement of structures over a wider range of length scales in the mechanism leading to the streaks formation. Lower wave-number modes contribute in larger part to the overall fluctuation budget in the round jet compared with the fractal jet. This is consistent with the larger size of the vorticity patterns from conditional averaging

being larger in the jet from the circular orifice. These aspects have been examined only at two diameters from the orifice, and further investigations on the axial development of the coupling between streamwise velocity and streamwise vorticity are warranted. However, our expectation is that the coupling becomes milder as the jet develops axially, due to the progressively decreasing mean shear at larger streamwise distances.

Recent observations both from experiments (Jordan *et al.* [65]) and from numerical simulations (Towne *et al.* [66]) underline the importance of the Kelvin-Helmholtz instabilities in the generation of tonal noise from jet-flap interactions. According to these studies, the wave packets associated with the Kelvin-Helmholtz instabilities resonate with upstream-traveling trapped acoustic modes located in the potential core, thus producing far-field tonal noise. In relation to these studies, the attenuation of the Kelvin-Helmholtz instabilities by the noncircular orifice could mitigate the effects of this resonance, and ultimately reduce the emissions of tonal noise originating from the interactions between a round jet and the edge of a flap. Future studies of jet-flap interaction noise with a jet nozzle of noncircular geometry could shed further light on these aspects.

-
- [1] A. Hussain, Coherent structures and turbulence, *J. Fluid Mech.* **173**, 303 (1986).
 - [2] M. N. Glauser and W. K. George, Orthogonal decomposition of the axisymmetric jet mixing layer including azimuthal dependence, *Advances in Turbulence* (Springer, Berlin Heidelberg, 1987), pp. 357–366.
 - [3] J. Lumley, The structure of inhomogeneous turbulent flows, in *Atmospheric Turbulence and Radio Wave Propagation* (Nauka, Moscow, 1967), pp. 166–178.
 - [4] J. Citriniti and W. George, Reconstruction of the global velocity field in the axisymmetric mixing layer utilizing the proper orthogonal decomposition, *J. Fluid Mech.* **418**, 137 (2000).
 - [5] D. Liepmann and M. Gharib, The role of streamwise vorticity in the near-field entrainment of round jets, *J. Fluid Mech.* **245**, 643 (1992).
 - [6] D. Jung, S. Gamard, and W. K. George, Downstream evolution of the most energetic modes in a turbulent axisymmetric jet at high Reynolds number. Part 1. The near-field region, *J. Fluid Mech.* **514**, 173 (2004).
 - [7] S. Gamard, D. Jung, and W. George, Downstream evolution of the most energetic modes in a turbulent axisymmetric jet at high Reynolds number, *J. Fluid Mech.* **514**, 205 (2004).
 - [8] M. Iqbal and F. Thomas, Coherent structures in a turbulent jet via a vector implementation of the proper orthogonal decomposition, *J. Fluid Mech.* **571**, 281 (2007).
 - [9] J. Taylor, L. Ukeiley, and M. Glauser, A low-dimensional description of the compressible axisymmetric shear layer, *AIAA Paper*, 1 (2001).
 - [10] C. Tinney, M. Glauser, and L. Ukeiley, Low-dimensional characteristics of a transonic jet. Part 1. Proper orthogonal decomposition, *J. Fluid Mech.* **612**, 107 (2008).
 - [11] P. Nogueira, A. Cavalieri, P. Jordan, and V. Jaunet, Large-scale streaky structures in turbulent jets, *J. Fluid Mech.* **873**, 211 (2019).
 - [12] L. Hellström, I. Marusic, and A. Smits, Self-similarity of the large-scale motions in turbulent pipe flow, *J. Fluid Mech.* **792**, R1 (2016).
 - [13] N. Hutchins and I. Marusic, Evidence of very long meandering features in the logarithmic region of turbulent boundary layers, *J. Fluid Mech.* **579**, 1 (2007).
 - [14] D. Chrichton, Instability of an elliptic jet, *J. Fluid Mech.* **59**, 665 (1974).
 - [15] C.-M. Ho and E. Gutmark, Vortex induction and mass entrainment in a small-aspect-ratio elliptic jet, *J. Fluid Mech.* **179**, 383 (1987).
 - [16] H. Husain and F. Hussain, Elliptic jets. Part 3. Dynamics of preferred mode coherent structure, *J. Fluid Mech.* **248**, 315 (1993).
 - [17] J. Foss and K. Zaman, Large- and small-scale vortical motions in a shear layer perturbed by tabs, *J. Fluid Mech.* **382**, 307 (1999).
 - [18] K. Zaman and G. Raman, Reversal in spreading of a tabbed circular jet under controlled excitation, *Phys. Fluids* **9**, 3733 (1997).

- [19] E. Gutmark and F. Grinstein, Flow control with noncircular jets, *Annu. Rev. Fluid Mech.* **31**, 239 (1999).
- [20] D. Moreno, A. Krothapalli, M. B. Alkisar, and L. M. Lourenco, Low-dimensional model of a supersonic rectangular jet, *Phys. Rev. E* **69**, 026304 (2004).
- [21] M. El Hassan and A. Meslem, Time-resolved stereoscopic particle image velocimetry investigation of the entrainment in the near field of circular and daisy-shaped orifice jets, *Phys. Fluids* **22**, 035107 (2010).
- [22] M. El Hassan, A. Meslem, and K. Abed-Meraim, Experimental investigation of the flow in the near-field of a cross-shaped orifice jet, *Phys. Fluids* **23**, 045101 (2011).
- [23] H. Hu, T. Saga, T. Kobayashi, and N. Taniguchi, A study on a lobed jet mixing flow by using stereoscopic particle image velocimetry technique, *Phys. Fluids* **13**, 3425 (2001).
- [24] H. Hu, T. Saga, T. Kobayashi, and N. Taniguchi, Mixing process in a lobed jet flow, *AIAA J.* **40**, 1339 (2002).
- [25] H. Hu, T. Saga, T. Kobayashi, and N. Taniguchi, Simultaneous measurements of all three components of velocity and vorticity vectors in a lobed jet flow by means of dual-plane stereoscopic particle image velocimetry, *Phys. Fluids* **14**, 2128 (2002).
- [26] R. H. Mao, S. C. M. Yu, and L. P. Chua, Kelvin-Helmholtz and streamwise vortices in the near wake of a single-lobe forced mixer, *J. Aerosp. Eng.* **220**, 279 (2006).
- [27] R. Mao, S. Yu, and L. Chua, On the vorticity characteristics of lobe-forced mixer at different configurations, *Exp. Fluids* **46**, 1049 (2009).
- [28] C. Tam and K. Zaman, Subsonic jet noise from nonaxisymmetric and tabbed nozzles, *AIAA J.* **38**, 592 (2000).
- [29] M. Alkisar, A. Krothapalli, and L. Lourenco, Structure of a screeching rectangular jet: A stereoscopic particle image velocimetry study, *J. Fluid Mech.* **489**, 121 (2003).
- [30] M. Alkisar, A. Krothapalli, and G. Butler, The effect of streamwise vortices on the aeroacoustics of a Mach 0.9 jet, *J. Fluid Mech.* **578**, 139 (2007).
- [31] D. Violato and F. Scarano, Three-dimensional evolution of flow structures in transitional circular and chevron jets, *Phys. Fluids* **23**, 124104 (2011).
- [32] D. Violato and F. Scarano, Three-dimensional vortex analysis and aeroacoustic source characterisation of jet core breakdown, *Phys. Fluids* **25**, 015112 (2013).
- [33] A. Sinha, K. Gudmundsson, H. Xia, and T. Colonius, Parabolized stability analysis of jets from serrated nozzles, *J. Fluid Mech.* **789**, 36 (2016).
- [34] L. Lesshafft, O. Semeraro, V. Jaunet, A. V. G. Cavalieri, and P. Jordan, Resolvent-based modeling of coherent wave packets in a turbulent jet, *Phys. Rev. Fluids* **4**, 063901 (2019).
- [35] V. Jaunet, P. Jordan, and A. V. G. Cavalieri, Two-point coherence of wave packets in turbulent jets, *Phys. Rev. Fluids* **2**, 024604 (2017).
- [36] G. Rigas, E. Pickering, O. Schmidt, P. Nogueira, A. Cavalieri, G. Brés, and T. Colonius, Streaks and coherent structures in jets from round and serrated nozzles, in *Proceedings of the 25th AIAA/CEAS Aeroacoustics Conference*, 2019, pp. 1–10 (unpublished).
- [37] E. Pickering, G. Rigas, P. Nogueira, A. Cavalieri, O. Schmidt, and T. Colonius, Lift-up, Kelvin-Helmholtz and Orr mechanisms in turbulent jets, *J. Fluid Mech.* **896**, A2 (2020).
- [38] M. Breda and O. Buxton, Influence of coherent structures on the evolution of an axisymmetric turbulent jet, *Phys. Fluids* **30**, 035109 (2018).
- [39] M. Breda and O. Buxton, Behaviour of small-scale turbulence in the turbulent/non-turbulent interface region of developing turbulent jets, *J. Fluid Mech.* **879**, 187 (2019).
- [40] J. Nedić, O. Supponen, B. Ganapathisubramani, and J. Vassilicos, Geometrical influence on vortex shedding in turbulent axisymmetric wakes, *Phys. Fluids* **27**, 035103 (2015).
- [41] M. Breda and O. Buxton, Effects of multiscale geometry on the large-scale coherent structures of an axisymmetric turbulent jet, *J. Visualization* **21**, 525 (2018).
- [42] M. Breda, Influence of coherent structures on the near- and far-field evolution of an axisymmetric turbulent jet, Ph.D. thesis, Imperial College London, 2018.
- [43] N. Panchapakesan and J. Lumley, Turbulence measurements in axisymmetric jets of air and helium. Part 1. Air jet, *J. Fluid Mech.* **246**, 197 (1993).

- [44] H. Hussein, S. Capp, and W. George, Velocity measurements in a high-Reynolds-number, momentum-conserving, axisymmetric, turbulent jet, *J. Fluid Mech.* **258**, 31 (1994).
- [45] S. Pope, *Turbulent Flows* (Cambridge University, Cambridge, England, 2000).
- [46] B. Lyu and A. Dowling, Temporal stability analysis of jets of lobed geometry, *J. Fluid Mech.* **860**, 5 (2019).
- [47] F. Lajús Jr, A. Sinha, A. Cavalieri, C. Deschamps, and T. Colonius, Spatial stability analysis of subsonic corrugated jets, *J. Fluid Mech.* **876**, 766 (2019).
- [48] G. Pujals, C. Cossu, and S. Depardon, Forcing large-scale coherent streaks in a zero-pressure-gradient turbulent boundary layer, *J. Turb.* **11**, N25 (2010).
- [49] K. Kevin, J. Monty, H. Bai, G. Pathikonda, B. Nugroho, J. Barros, K. Christensen, and N. Hutchins, Cross-stream stereoscopic particle image velocimetry of a modified turbulent boundary layer over directional surface pattern, *J. Fluid Mech.* **813**, 412 (2017).
- [50] C. Vanderwel, A. Stroh, J. Kriegseis, and B. Ganapathisubramani, The instantaneous structure of secondary flows in turbulent boundary layers, *J. Fluid Mech.* **862**, 845 (2019).
- [51] H. J. Perkins, The formation of streamwise vorticity in turbulent flow, *J. Fluid Mech.* **44**, 721 (1970).
- [52] W. Anderson, J. M. Barros, K. T. Christensen, and A. Awasthi, Numerical and experimental study of mechanisms responsible for turbulent secondary flows in boundary layer flows over spanwise heterogeneous roughness, *J. Fluid Mech.* **768**, 316 (2015).
- [53] J. Fransson, L. Brandt, A. Talamelli, and C. Cossu, Experimental study of the stabilisation of Tollmien-Schlichting waves by finite amplitude streaks, *Phys. Fluids* **17**, 054110 (2005).
- [54] J. H. M. Fransson, A. Talamelli, L. Brandt, and C. Cossu, Delaying Transition to Turbulence by a Passive Mechanism, *Phys. Rev. Lett.* **96**, 064501 (2006).
- [55] F. Lajús Jr, A. Cavalieri, and C. Deschamps, Spatial stability characteristics of non-circular jets, in *Proceedings of the 21st AIAA/CEAS Aeroacoustics Conference*, 2015 (unpublished), p. 2537.
- [56] E. Boujo, A. Fani, and F. Gallaire, Second-order sensitivity of parallel shear flows and optimal spanwise-periodic flow modifications, *J. Fluid Mech.* **782**, 491 (2015).
- [57] M. Marant and C. Cossu, Influence of optimally amplified streamwise streaks on the Kelvin-Helmholtz instability, *J. Fluid Mech.* **838**, 478 (2018).
- [58] S. Gamard, W. George, D. Jung, and S. Woodward, Application of a slice proper orthogonal decomposition to the far field of an axisymmetric turbulent jet, *Phys. Fluids* **14**, 2515 (2002).
- [59] L. Sirovich, Turbulence and the dynamics of coherent structures. Part 1: Coherent structures, *Q. Appl. Math.* **45**, 561 (1987).
- [60] A. Yule, Large-scale structure in the mixing layer of a round jet, *J. Fluid Mech.* **89**, 413 (1978).
- [61] M. Samie, P. Lavoie, and A. Pollard, A scale-dependence coherence analysis of turbulent round jets including the effects of shear layer manipulation, *Int. J. Heat Fluid Flow* **82**, 108524 (2020).
- [62] L. Brandt, The lift-up effect: The linear mechanism behind transition and turbulence in shear flows, *Eur. J. Mech. B* **47**, 80 (2014).
- [63] J. Hamilton, J. Kim, and F. Waleffe, Regeneration mechanisms of near-wall turbulence structures, *J. Fluid Mech.* **287**, 317 (1995).
- [64] W. Schoppa and F. Hussain, Coherent structure generation in near-wall turbulence, *J. Fluid Mech.* **453**, 57 (2002).
- [65] P. Jordan, V. Jaunet, A. Towne, A. Cavalieri, T. Colonius, O. Schmidt, and A. Agarwal, Jet-flap interaction tones, *J. Fluid Mech.* **853**, 333 (2018).
- [66] A. Towne, A. Cavalieri, P. Jordan, T. Colonius, O. Schmidt, V. Jaunet, and G. Brés, Acoustic resonance in the potential core of subsonic jets, *J. Fluid Mech.* **825**, 1113 (2017).