

Cafeteria

Because masks are worn inside the social centre, eating and drinking are placed in a covered outdoor cafeteria. The space is open to fresh air while still protected by a roof overhang. Loose chairs allow users to adapt the seating arrangement to different group sizes and levels of comfort.

Play Area

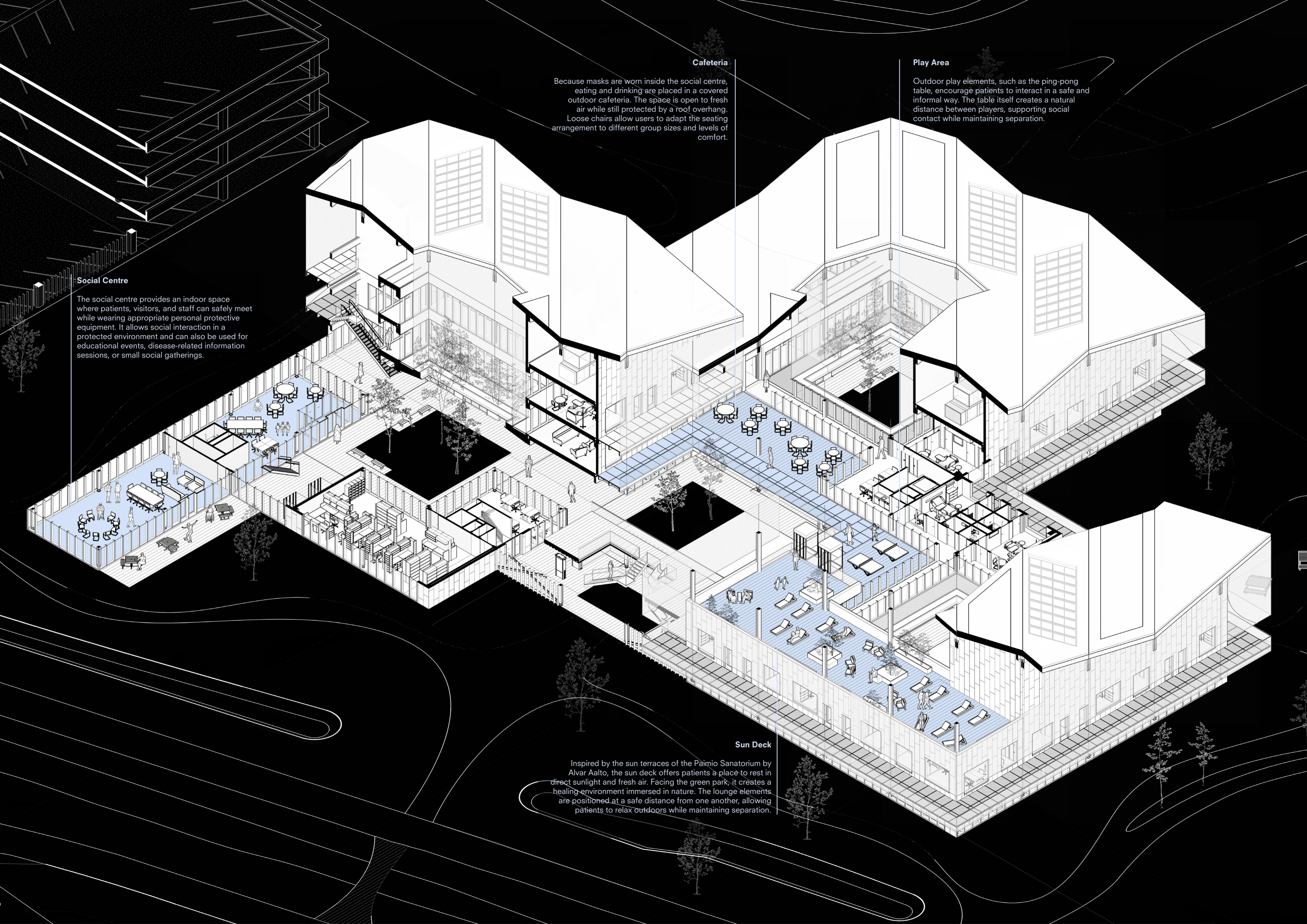
Outdoor play elements, such as the ping-pong table, encourage patients to interact in a safe and informal way. The table itself creates a natural distance between players, supporting social contact while maintaining separation.

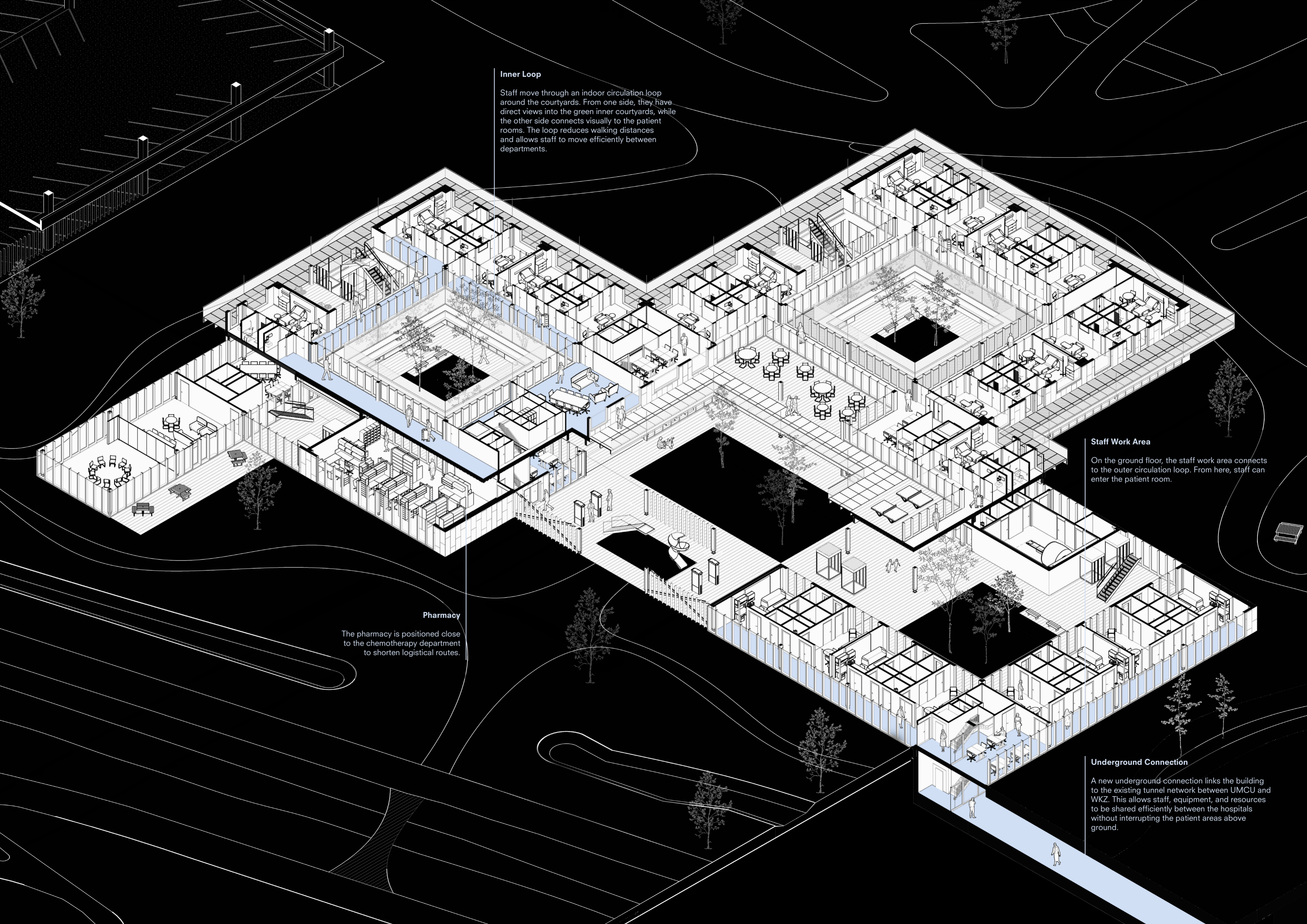
Social Centre

The social centre provides an indoor space where patients, visitors, and staff can safely meet while wearing appropriate personal protective equipment. It allows social interaction in a protected environment and can also be used for educational events, disease-related information sessions, or small social gatherings.

Sun Deck

Inspired by the sun terraces of the Paimio Sanatorium by Alvar Aalto, the sun deck offers patients a place to rest in direct sunlight and fresh air. Facing the green park, it creates a healing environment immersed in nature. The lounge elements are positioned at a safe distance from one another, allowing patients to relax outdoors while maintaining separation.





Inner Loop

Staff move through an indoor circulation loop around the courtyards. From one side, they have direct views into the green inner courtyards, while the other side connects visually to the patient rooms. The loop reduces walking distances and allows staff to move efficiently between departments.

Staff Work Area

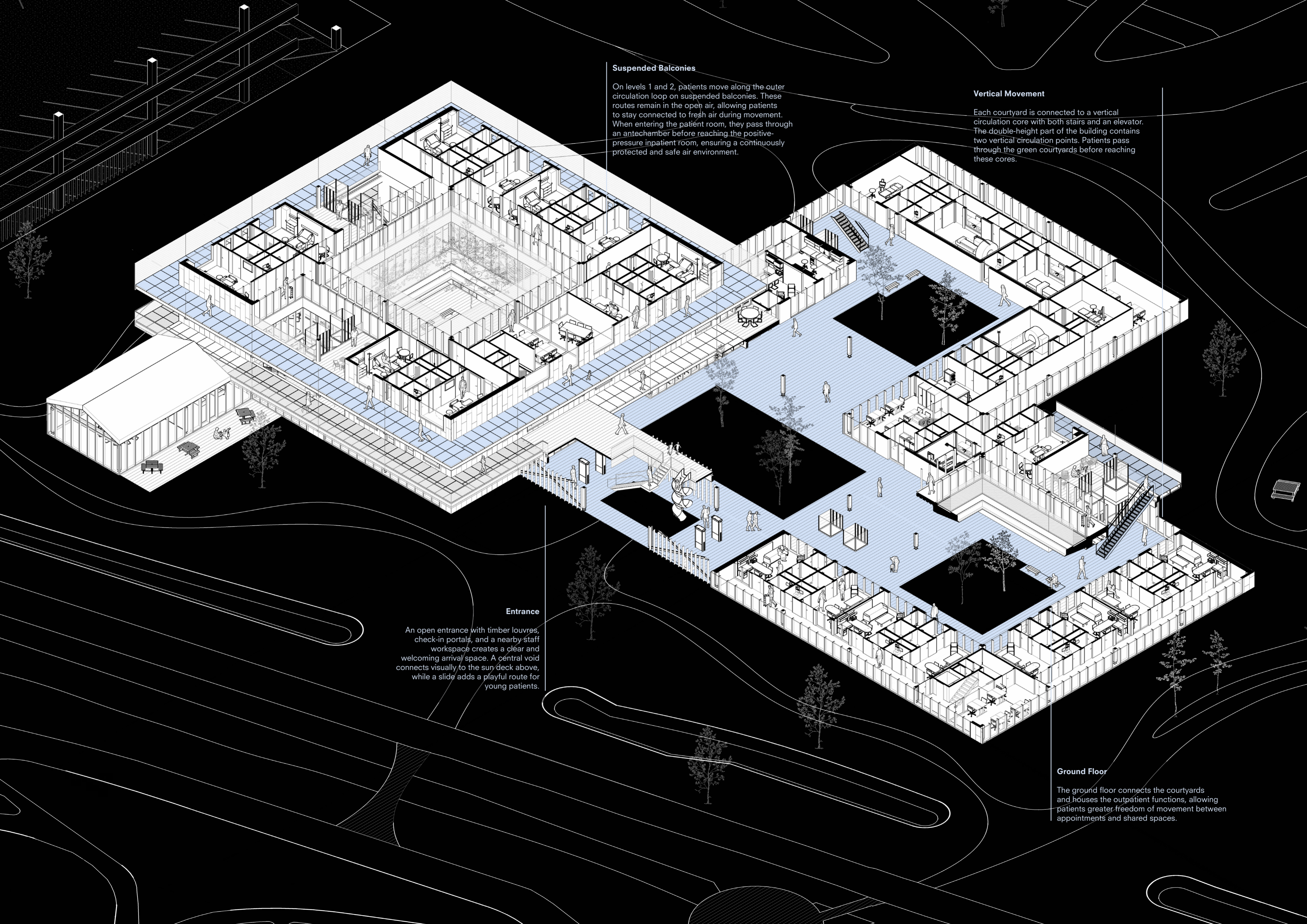
On the ground floor, the staff work area connects to the outer circulation loop. From here, staff can enter the patient room.

Pharmacy

The pharmacy is positioned close to the chemotherapy department to shorten logistical routes.

Underground Connection

A new underground connection links the building to the existing tunnel network between UMCU and WKZ. This allows staff, equipment, and resources to be shared efficiently between the hospitals without interrupting the patient areas above ground.



Suspended Balconies

On levels 1 and 2, patients move along the outer circulation loop on suspended balconies. These routes remain in the open air, allowing patients to stay connected to fresh air during movement. When entering the patient room, they pass through an antechamber before reaching the positive-pressure inpatient room, ensuring a continuously protected and safe air environment.

Vertical Movement

Each courtyard is connected to a vertical circulation core with both stairs and an elevator. The double-height part of the building contains two vertical circulation points. Patients pass through the green courtyards before reaching these cores.

Entrance

An open entrance with timber louvres, check-in portals, and a nearby staff workspace creates a clear and welcoming arrival space. A central void connects visually to the sun deck above, while a slide adds a playful route for young patients.

Ground Floor

The ground floor connects the courtyards and houses the outpatient functions, allowing patients greater freedom of movement between appointments and shared spaces.

Outpatient room

A positive pressure room for outpatient check-ups and extended assessments. The room supports safe consultations and examinations for vulnerable patients without requiring hospital admission.

Blood Sampling Room

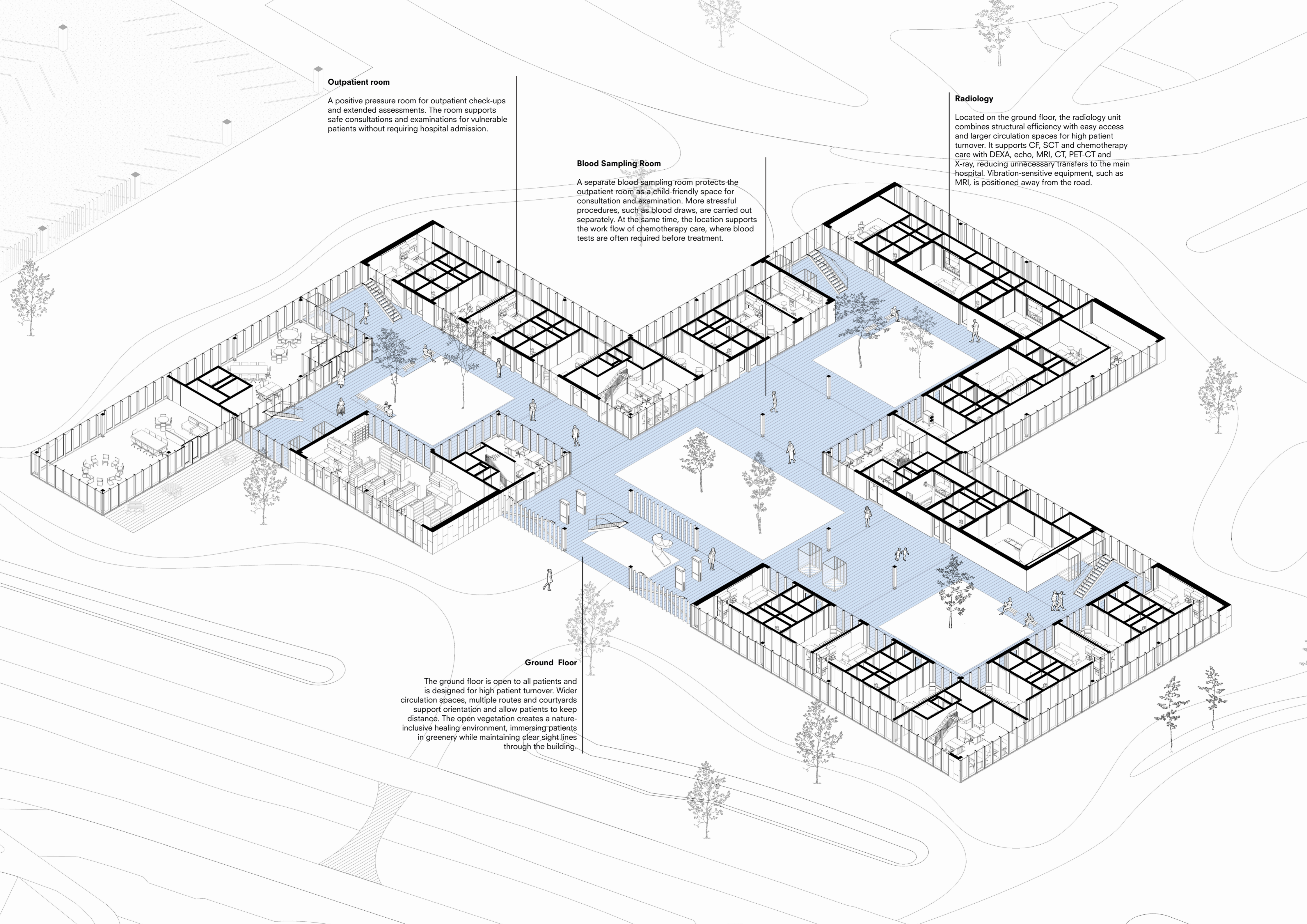
A separate blood sampling room protects the outpatient room as a child-friendly space for consultation and examination. More stressful procedures, such as blood draws, are carried out separately. At the same time, the location supports the work flow of chemotherapy care, where blood tests are often required before treatment.

Radiology

Located on the ground floor, the radiology unit combines structural efficiency with easy access and larger circulation spaces for high patient turnover. It supports CF, SCT and chemotherapy care with DEXA, echo, MRI, CT, PET-CT and X-ray, reducing unnecessary transfers to the main hospital. Vibration-sensitive equipment, such as MRI, is positioned away from the road.

Ground Floor

The ground floor is open to all patients and is designed for high patient turnover. Wider circulation spaces, multiple routes and courtyards support orientation and allow patients to keep distance. The open vegetation creates a nature-inclusive healing environment, immersing patients in greenery while maintaining clear sight lines through the building.



Chemotherapy Room

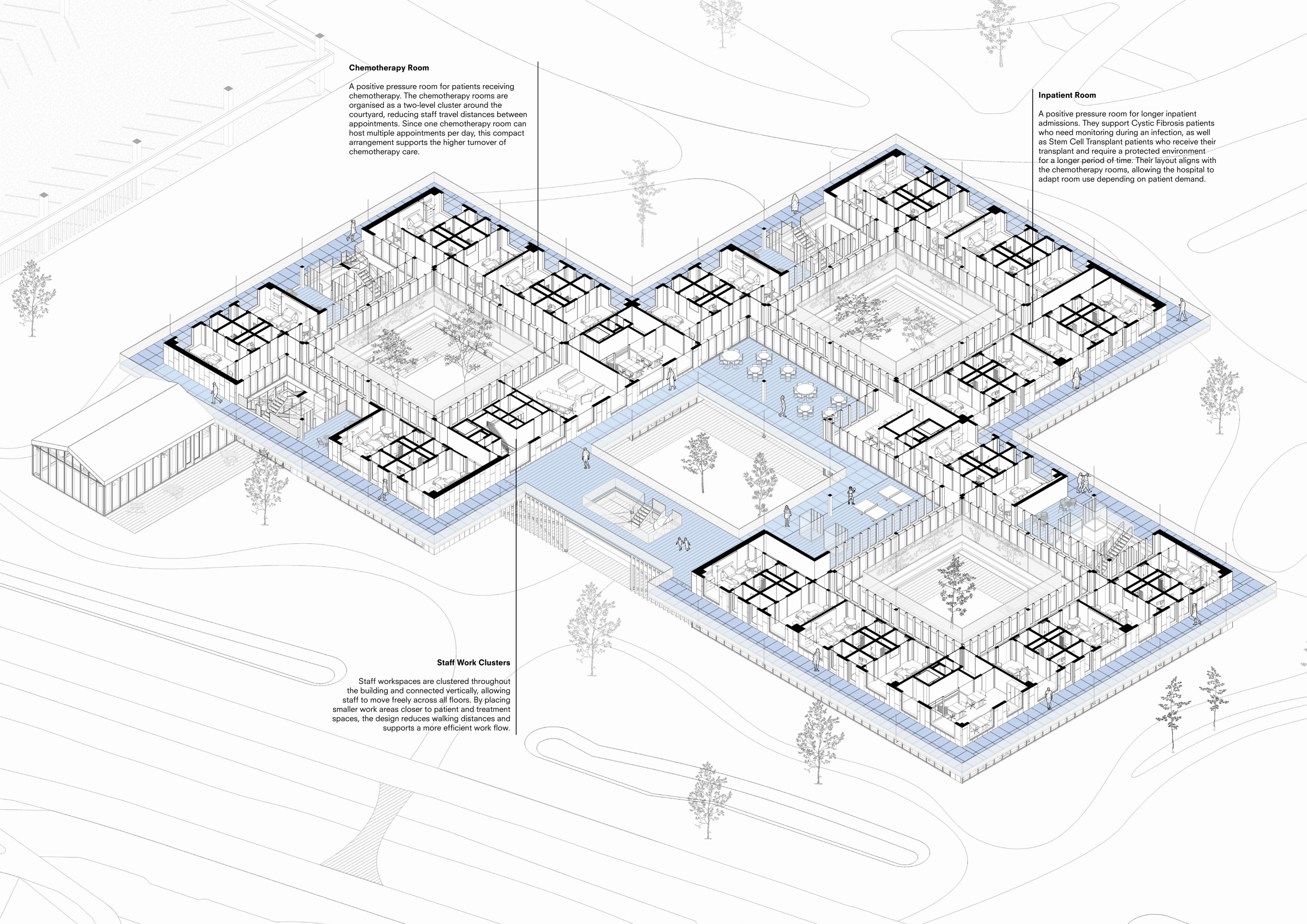
A positive pressure room for patients receiving chemotherapy. The chemotherapy rooms are organised as a two-level cluster around the courtyard, reducing staff travel distances between appointments. Since one chemotherapy room can host multiple appointments per day, this compact arrangement supports the higher turnover of chemotherapy care.

Inpatient Room

A positive pressure room for longer inpatient admissions. They support Cystic Fibrosis patients who need monitoring during an infection, as well as Stem Cell Transplant patients who receive their transplant and require a protected environment for a longer period of time. Their layout aligns with the chemotherapy rooms, allowing the hospital to adapt room use depending on patient demand.

Staff Work Clusters

Staff workspaces are clustered throughout the building and connected vertically, allowing staff to move freely across all floors. By placing smaller work areas closer to patient and treatment spaces, the design reduces walking distances and supports a more efficient work flow.



Suspended Balconies

On the first and second floors, patient circulation is organised along suspended outdoor balconies. These open-air routes keep patients connected to fresh air while moving through the building. Before entering the inpatient room, patients pass through an antechamber, creating a transition zone between the outdoor circulation and the protected positive-pressure room.

Distributed HVAC System

Because positive pressure rooms require high levels of mechanical ventilation, the building uses several smaller air handling units instead of a few large ones. These units are distributed across the top level and kept within the building volume, allowing the roof to remain available for solar panels and greenery.

Waiting Area

The vertical distribution cores are combined with outdoor waiting areas. These spaces are covered by the roof and placed adjacent to the balcony, allowing patients to wait in fresh air while remaining protected from weather conditions.

