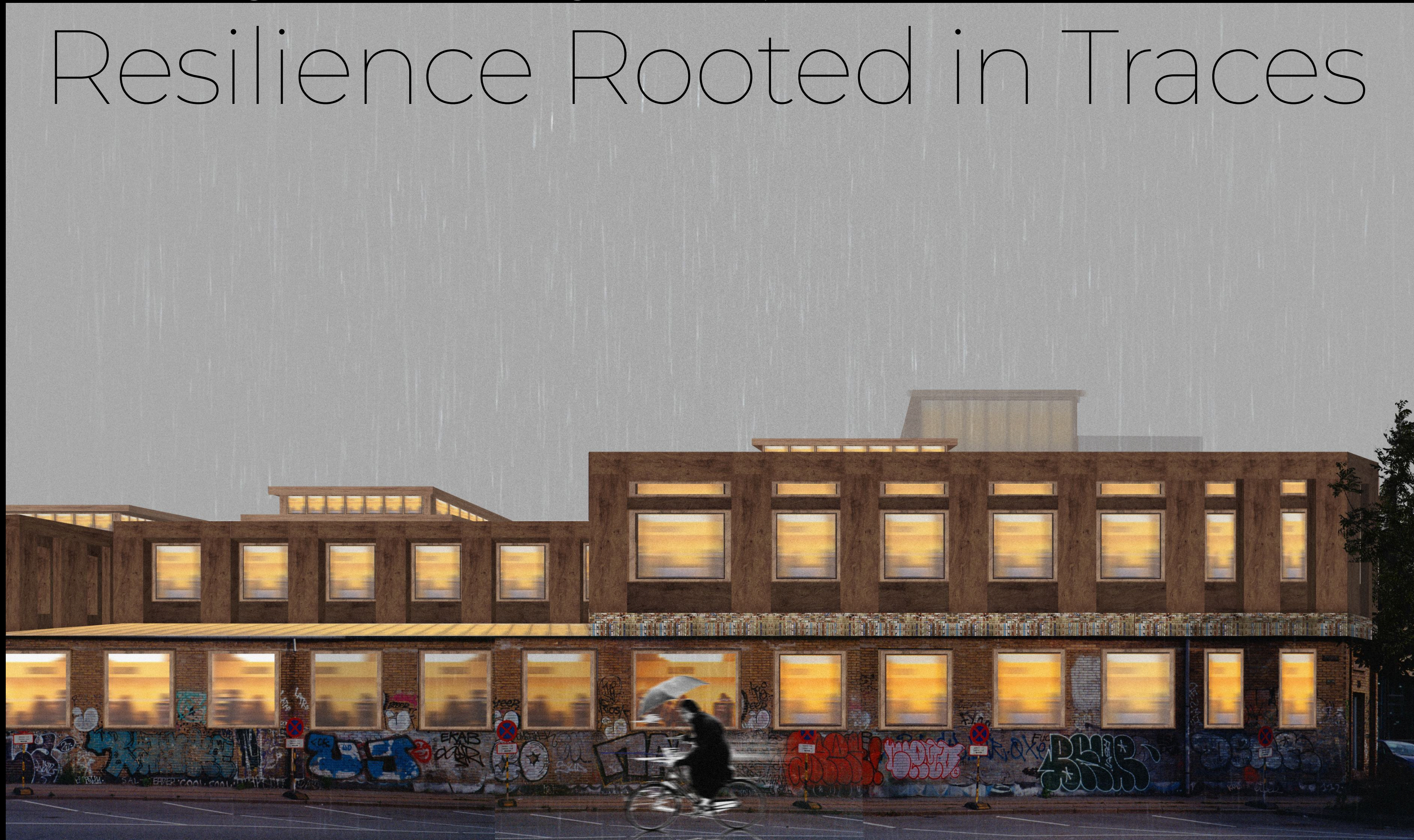


Cultivating life from neglected past

Resilience Rooted in Traces



SOFIA PAIAS







EARL
SPYD

STØBER
www.kurs








Haraldsgade area, Copenhagen





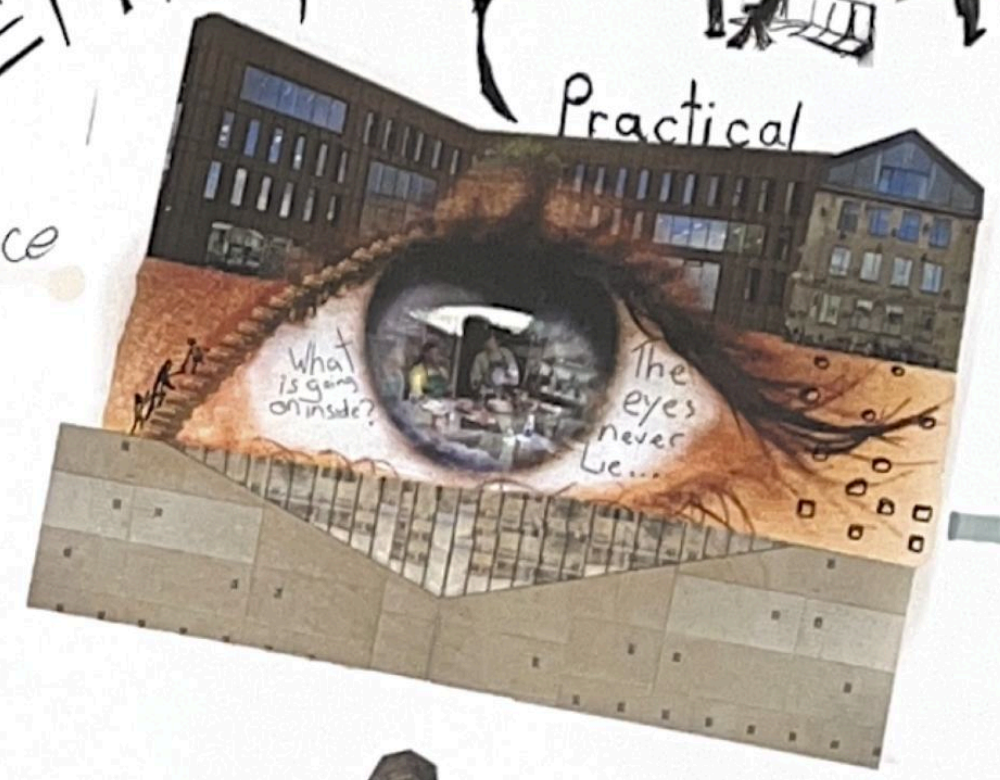


MORE RAVES!


EMPTY

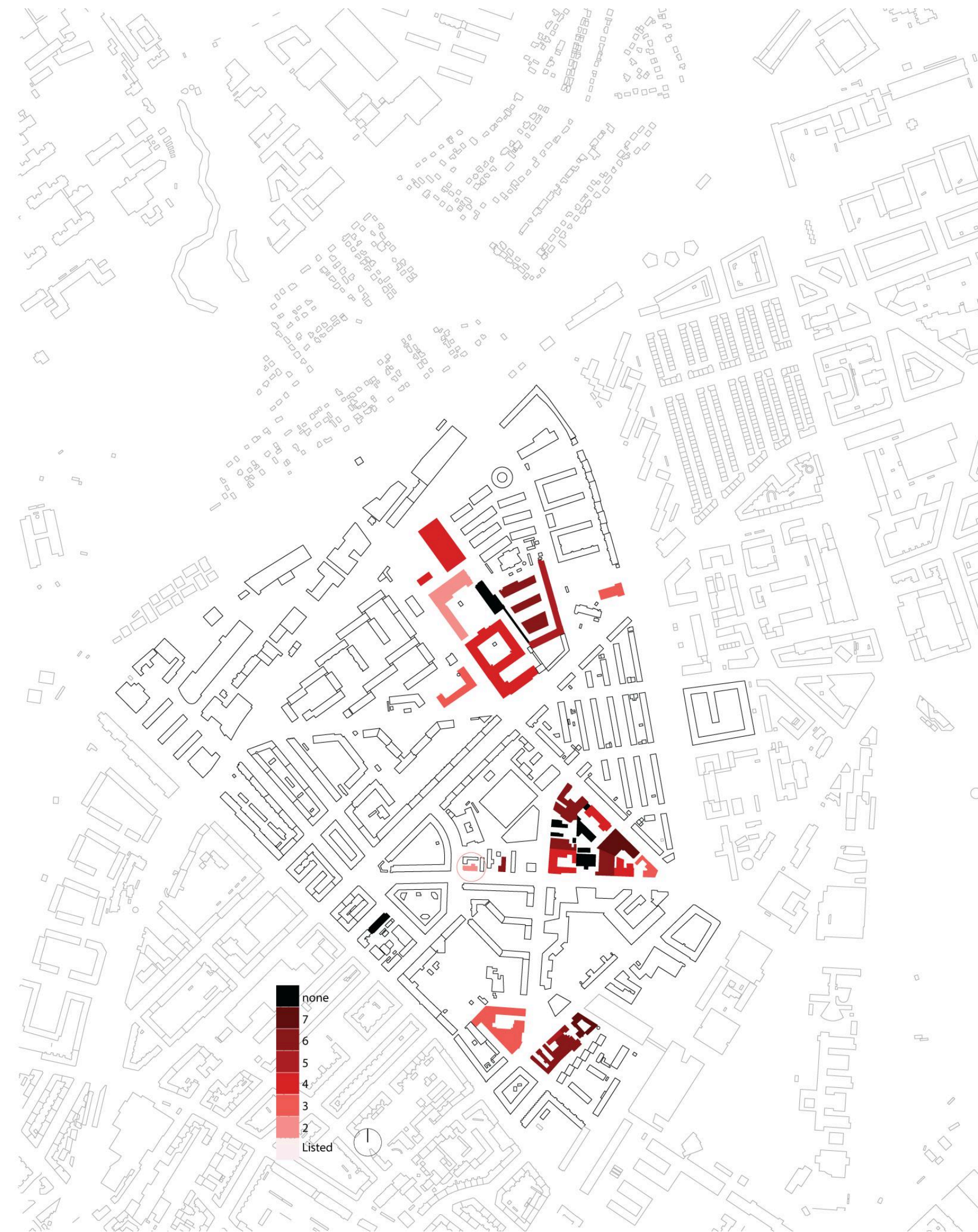
Experience

Practical



Perimeter





Conservation value of industrial heritage in Haraldsgade area

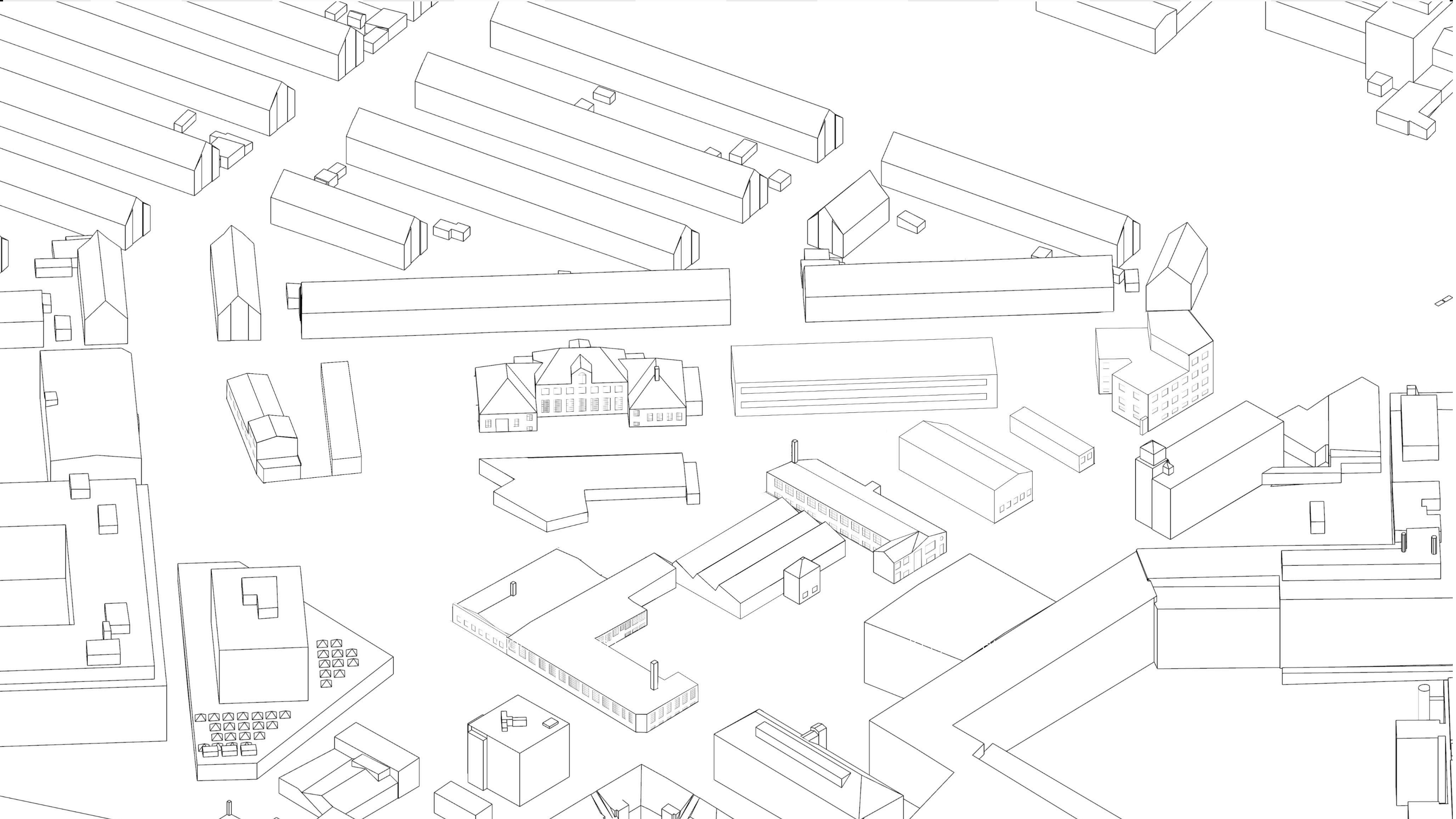


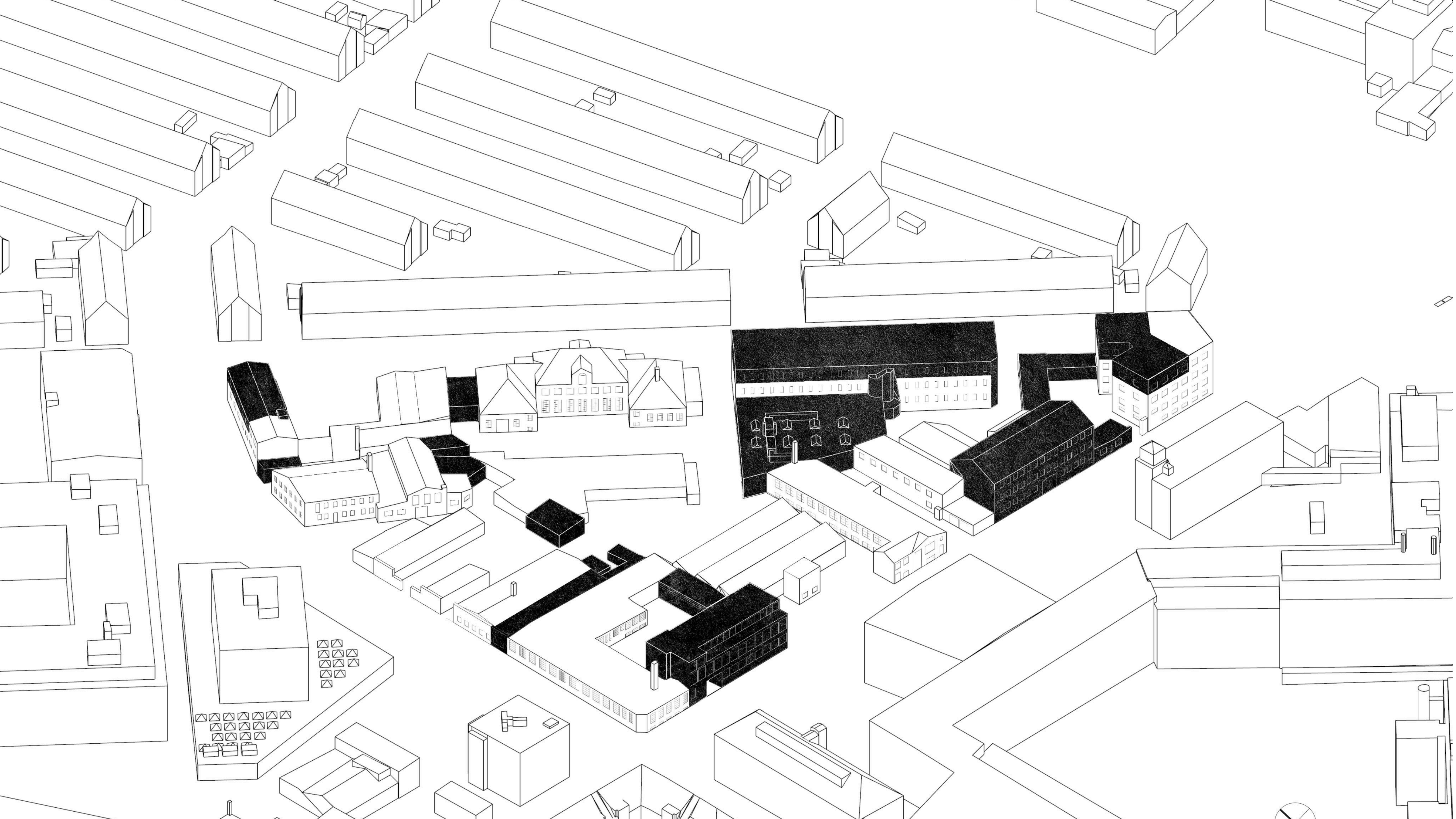
Conservation value of industrial heritage in Haraldsgade area



124. 2492
269th 1936
Zigzagging
V. 151







Name:
PU: Vinegar factory
1935, 1975
S: 247 m²
A: 490 m² excl.
Basement: 158 m²
Covered area: 12 m²
CU: Office
Facade material: Brick

Name: Rort
1935, 1975
S: 436 m²
Conserv. val: 6
CU: Yoga and move-
ment company
Facade material: Brick

Name: Balderskilde
Sodavandsfabrik
PU: Soda Factory
1935
S: 630 m²
A: 1250 m² excl.
Basement: 57 m²
Conserv. val: 4
CU: Car service,
Workshop
Facade material:
Brick

Name: Hans
Knudsen Institut-
tet
PU: Factory
1934, 1989
S: 1548 m²
A: 3210 m² excl.
Basement: 387
m²
Conserv. val: 7
CU: Institute
Facade material:
other

Name: Figaro
PU: Office
1935, 1981
S: 385 m²
A: 1157 m²
Basement S: 386
m²
Conserv. val: 3
CU: Office
Facade material:
Brick, Tiles?

1936
S: 28 m²
CU: Outhouse

1935, 1975
S: 75 m²
CU: Storage
F. mat: Brick
CU: Outhouse

Name: b. Løw &
Søn's Metalstøberi
PU: metal foundry
1935, 1975
S: 641 m²
A: 952 m²
Basement: 32 m²
Conserv. val: 6
CU: Building for in-
dustry
Facade material:
Brick

1935
S: 225 m² incl.
Garage: 61 m²
CU: Workshop
Facade material:
Wood

1935
S: 211 m² incl.
Covered area:
43 m²
Basement: 57
m² Car ser-
vice, Work-
shop
Facade mate-
rial: Wood

1999
S: 34 m² incl.
CU: Outhouse
F. mat: Other

Name: Sigurd
PU: Shoe factory
1935
S: 458 m²
Basement S: 457 m²
Conserv. val: 6
CU: Nightclub, Restau-
rant
Facade material: Brick

PU: Warehouse
1941
S: 154 m²
A: 308 m²
CU: office/ re-
hearsal studios
Facade material:
Brick

Name: K.A.Hart-
manns
PU: Machine factory
Arch: C. Maaholm
1934, 1989
S: 650 m²
A: 1524 m²
Basement S: 94 m²
Conserv. val: 4
CU: Office
Facade material:
Brick

Name: Figaro
1935, 1981
S: 252 m²
Basement S:
m²
CU: Office
Facade material:
Brick, Tiles?

1990
S: 98 m²
CU: Outhouse
Facade material:
Wood

PU: Garage
facility
1938
S: 85 m²
CU: Garage,
Workshop
Facade ma-
terial: Brick

Name: TANY
PU: Machine
factory
1936
S: 500 m²
Conserv. val: 6
CU: Workshop
Facade material:
Brick
Structural: Brick

Name:
PU: Workshop
1931
S: 887 m² (incl)
Basement S: 115 m²
Conserv. val: 4
CU: Workshop
Facade material:
Brick

2018
S: 50 m²
CU: Outhouse
Facade ma-
terial: other

Name:
PU: Workshop,
Smithy
1953
S: 325 m²
A: 975 m² (excl)
Basement S: 320 m²
Conserv. val: 4
CU: Workshop
Facade material:
Brick

Name: Arca
PU: Woodworking
workshop
1935
S: 655 m²
A: 685 m²
Basement S: 457 m²
Conserv. val: none
CU: Sportclub
Facade material:
Brick, Lightweight
concrete stone

General information:
Owner: UDENBYS
KLÅDEBO KVARTER,
COPENHAGEN
Status: Not yet listed
for demolition






How neglected architecture can become a framework for human and non-human life and development?

ACCEPT THE RUIN





Monuments according to Alois Riegl

Intentional

created to
commemorate an
event or person

historical

represent a specific
phase of human
cultural or technological
development

age-value

which derive their
importance from the
visible traces of time—
decay, wear, and
weathering—that signal
the artifact's age and
longevity.





Diverse communities and strong subcultures



Creative community and the neighborhood

Has been working in this neighborhood for 50 years. Back in the day he used to create sculptures made from damaged pavement stones, which they got during the renovation of the harbor

Sculpturer
Steffen



Architect
Lars

Works on recreational spaces.

"This block is a bit of a lost area"
"Most of the buildings are falling apart."





Simon from
Bike repair shop

In Budha-bikes they bring old bicycles back to life, reusing parts, fixing painting and selling for fair price.



"What do we want for this area? We would be happy to have some competition! Make it more lively"



Family business that since 2007 attracts musicians and young people to the area. Sigurd which is now a bar and a nightclub also recently opened a restaurant and planning to become a concert hall.




Noel,
from the Sigurd Night-club (Family business)



Diverse communities and strong subcultures

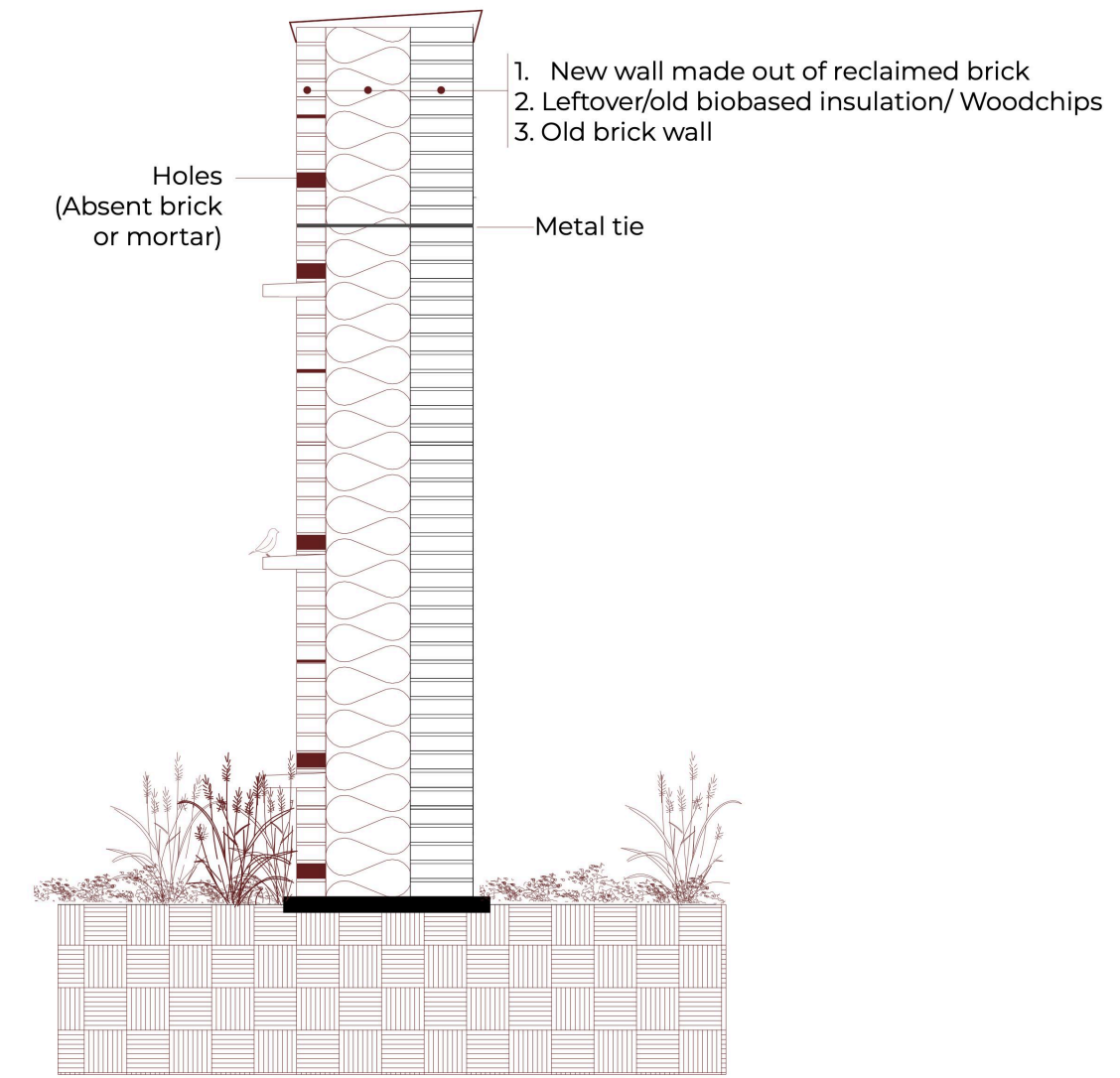
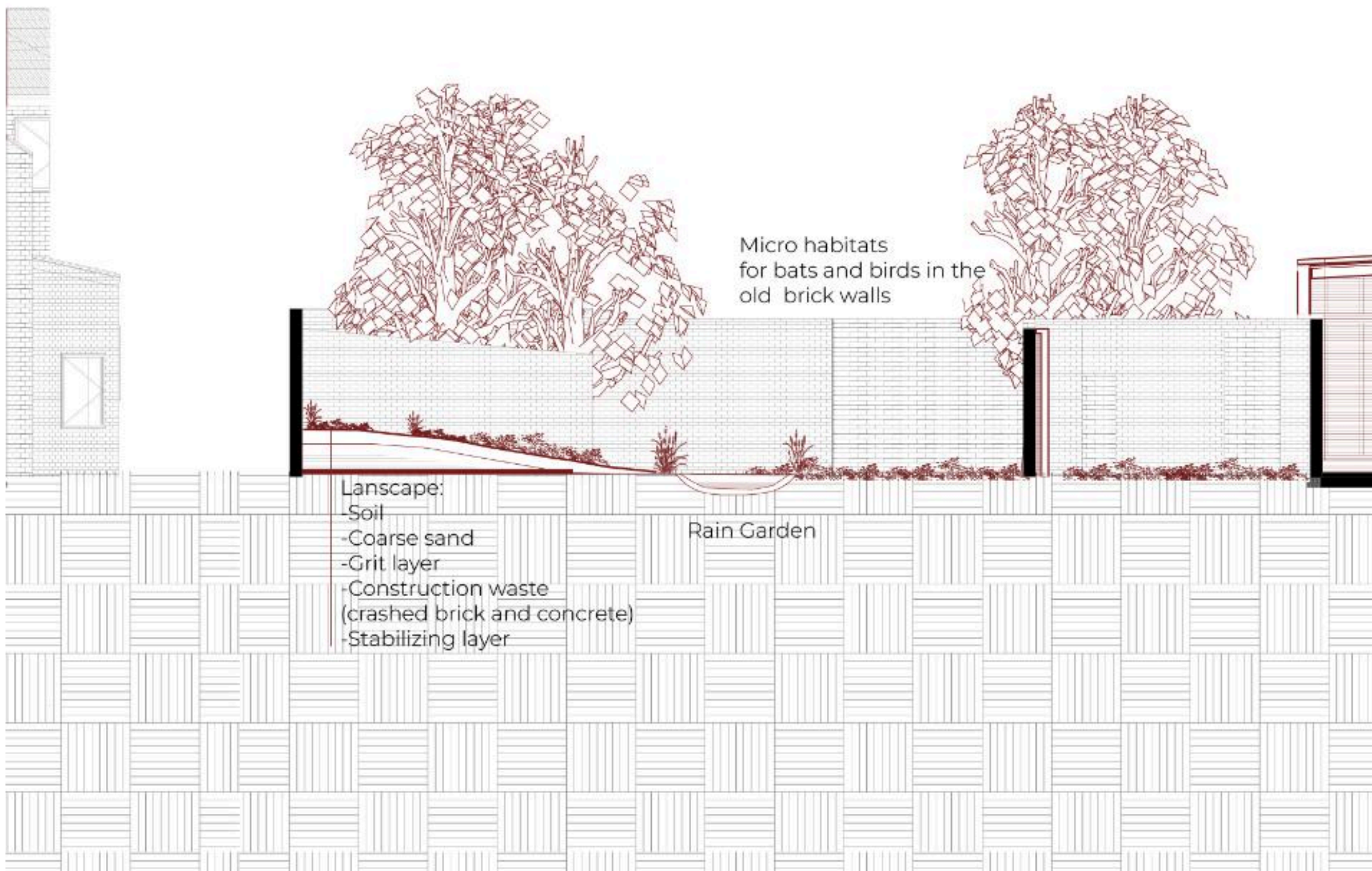




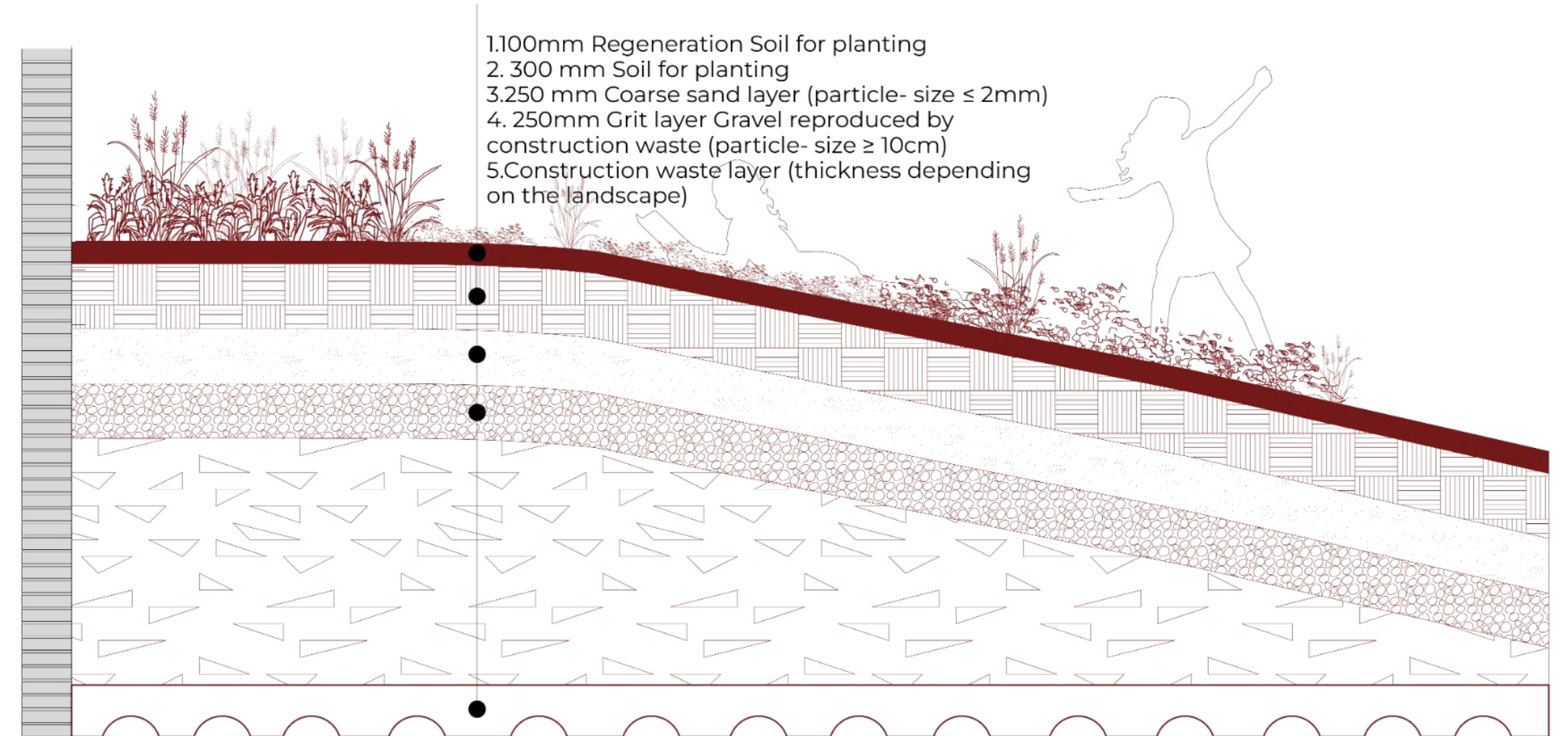
| Name | Optimal growing conditions |
|--|--|
| Ivy (<i>Hedera helix</i>) | Shade to part sun, moist fertile soil |
| Common Hazel (<i>Corylus avellana</i>) | Part shade to full sun, moist, well-drained soil |
| Common Heather (<i>Calluna vulgaris</i>) | Acidic, well-drained, sandy soil, full sun |
| Wild Cherry (<i>Prunus avium</i>) | Well-drained fertile soil, full sun to part shade |
| Greater Stitchwort (<i>Stellaria holostea</i>) | Woodland edges, moist well-drained soil, part shade |
| Mosses (e.g., <i>Hypnum</i> spp., <i>Bryum capillare</i>) | Moist, shaded, humid environments |
| Rowan Tree (<i>Sorbus aucuparia</i>) | Well-drained, slightly acidic soil, full sun to part shade |
| Bird's-Foot Trefoil (<i>Lotus corniculatus</i>) | Poor, dry, well-drained soils, full sun |
| Common Hawthorn (<i>Crataegus monogyna</i>) | Various soils, sun to partial shade |
| Lady's Bedstraw (<i>Galium verum</i>) | Dry, well-drained calcareous soils, full sun |
| Maidenhair Spleenwort (<i>Asplenium trichomanes</i>) | Shady, moist rocky crevices |
| Marsh Marigold (<i>Caltha palustris</i>) | Wetlands, pond edges, rich wet soil, full sun |
| Nettle (<i>Urtica dioica</i>) | Fertile, nitrogen-rich, moist soil, sun to partial shade |
| Wall-Rue (<i>Asplenium ruta-muraria</i>) | Walls, rock crevices, partial shade |
| Rock Cinquefoil (<i>Potentilla rupestris</i>) | Dry, rocky, calcareous soils, full sun |
| Dry, rocky, calcareous soils, full sun | Dry, poor, stony soils, full sun |
| Thyme (<i>Thymus serpyllum</i>) | Dry, sandy, well-drained soils, full sun |
| Wallflower (<i>Erysimum cheiri</i>) | Well-drained soils, full sun |


| Name | Natural Habitat | City/Ruingarden Habitat |
|--|---|---|
| European hedgehog (<i>Erinaceus europaeus</i>) | Woodlands, hedgerows, grasslands | Dense ground vegetation, log piles, leaf litter in garden corners |
| Common noctule (<i>Nyctalus noctula</i>) | Forest edges, old trees with cavities | Crevices in old walls, special nest spaces in walls |
| Six-spot burnet (<i>Zygaena filipendulae</i>) | Meadows, grasslands, wildflower-rich habitats | Sunny wildflower patches, meadows in ruingarden |
| Holly blue (<i>Celastrina argiolus</i>) | Woodland edges, hedgerows, gardens | Ivy-covered walls, flowering shrubs |
| Small water salamander (<i>Lissotriton vulgaris</i>) | Ponds, wetlands, moist meadows | Raingarden |
| Aurora (<i>Colotis aurora</i>) (actually should be Orange-tip: <i>Anthocharis cardamines</i>) | Damp meadows, woodland edges | Flower beds, moisture-retentive flower patches |
| Common swift (<i>Apus apus</i>) | Open air, cliffs, old buildings | Nesting in wall crevices, special nest spaces in walls |
| House sparrow (<i>Passer domesticus</i>) | Farmland, hedges, human settlements | Special nest spaces in walls, climbing plants on walls |
| Great spotted woodpecker (<i>Dendrocopos major</i>) | Mature forests, old trees | Large old trees left standing |
| Stone hop (<i>Bombus lapidarius</i>) | Meadows, grasslands, field margins | Flower-rich borders, old stone piles, ground cavities |



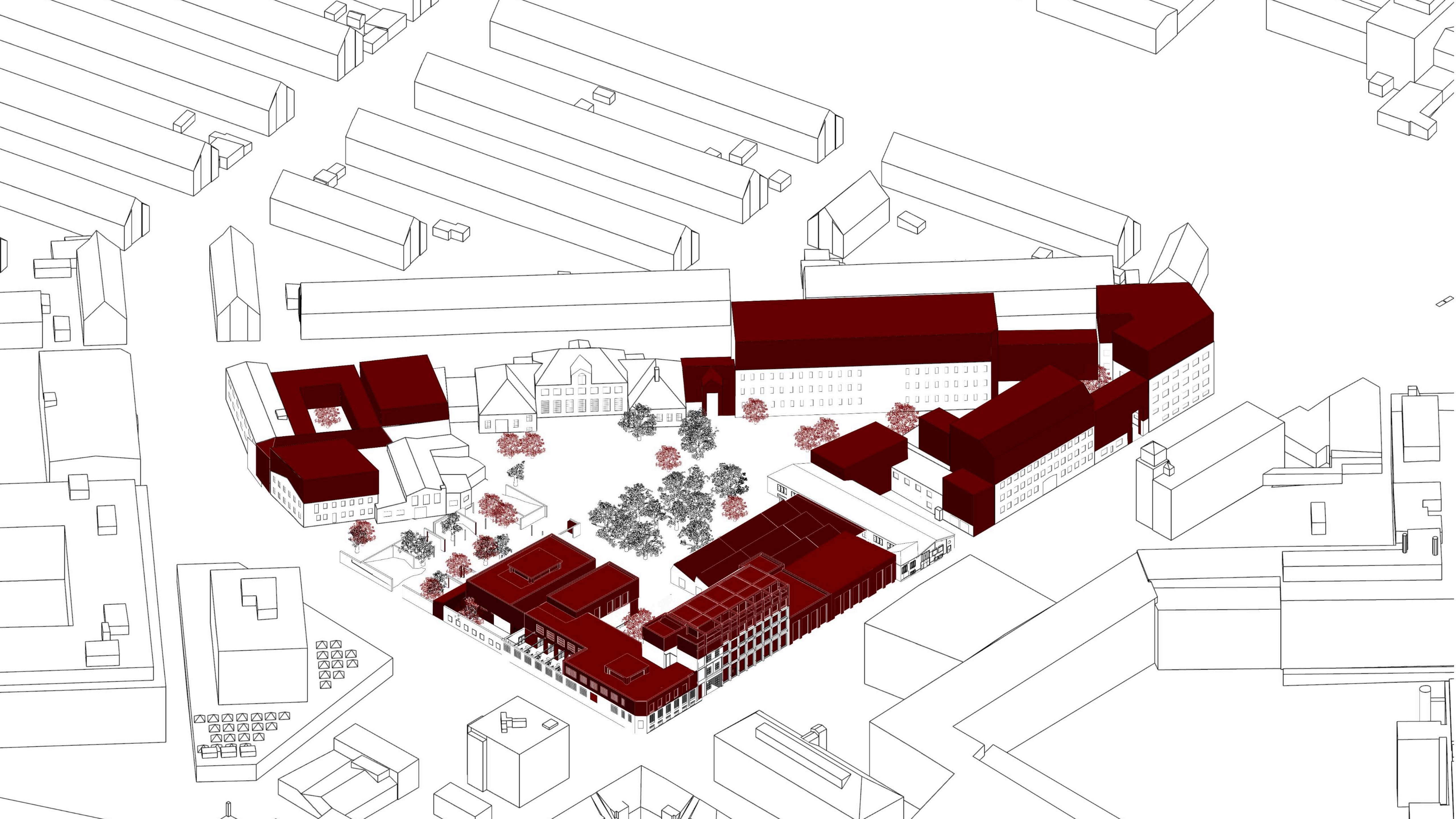


Micro habitats for bats and birds in the old brick wall 1:20

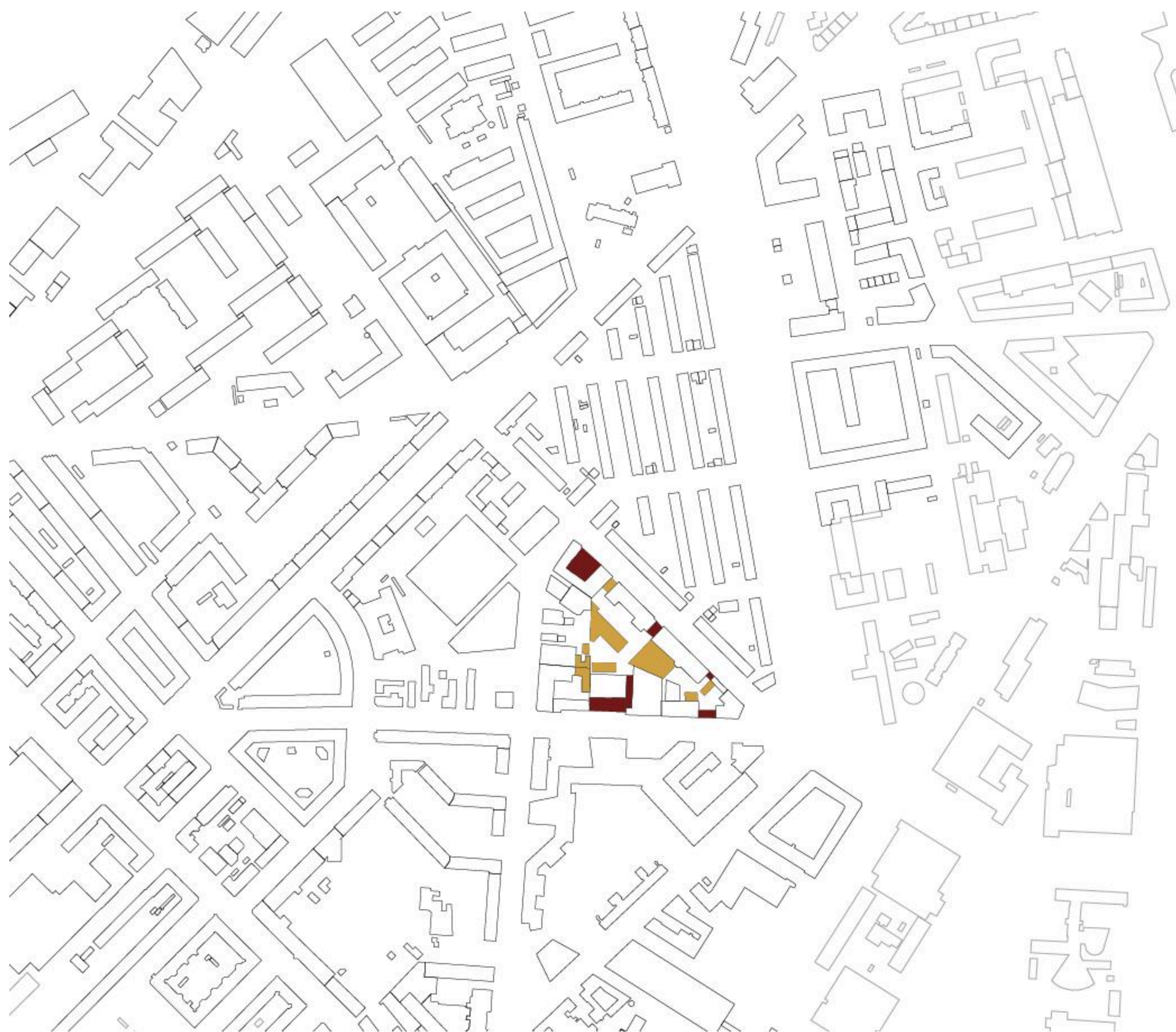


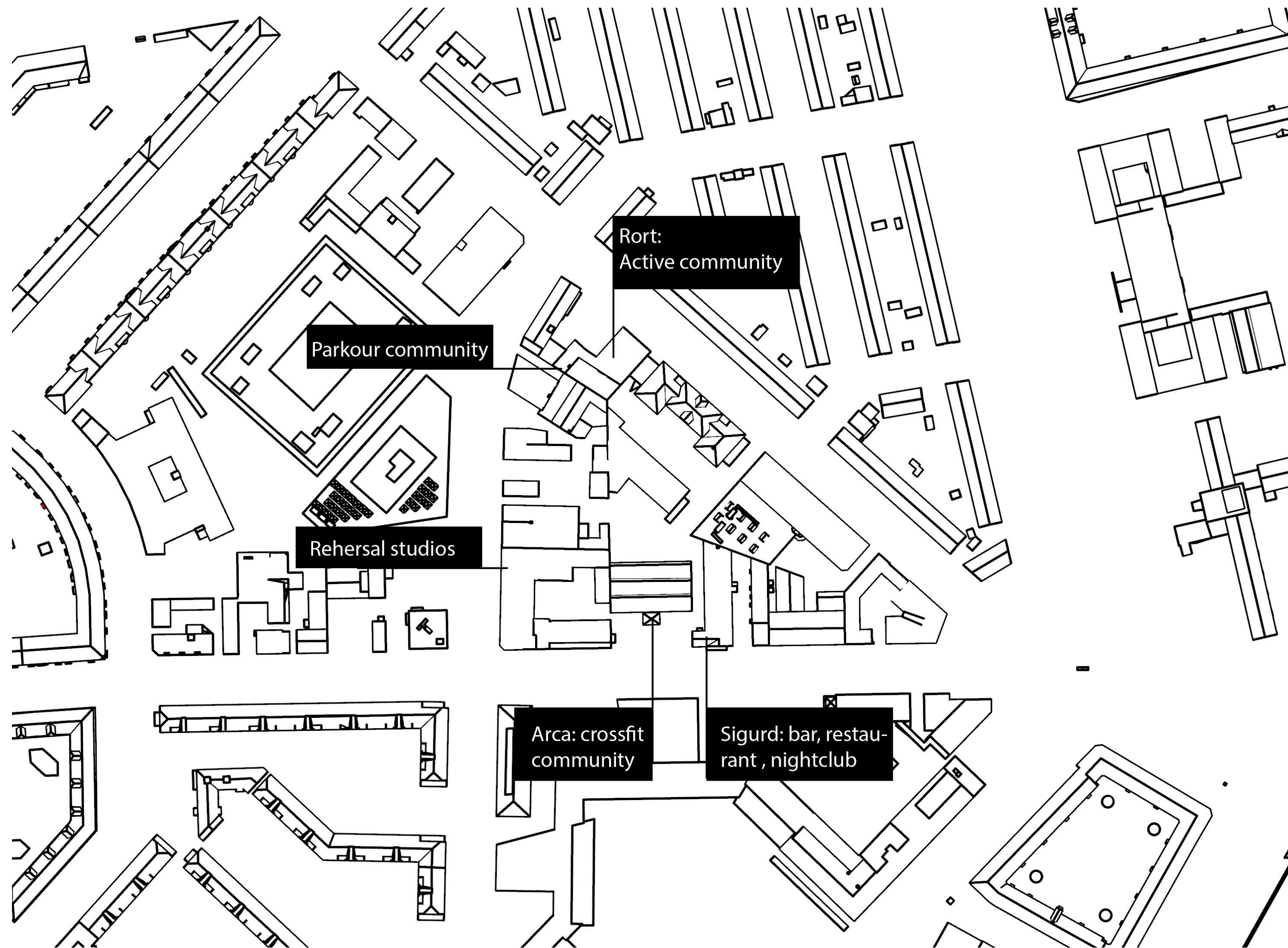


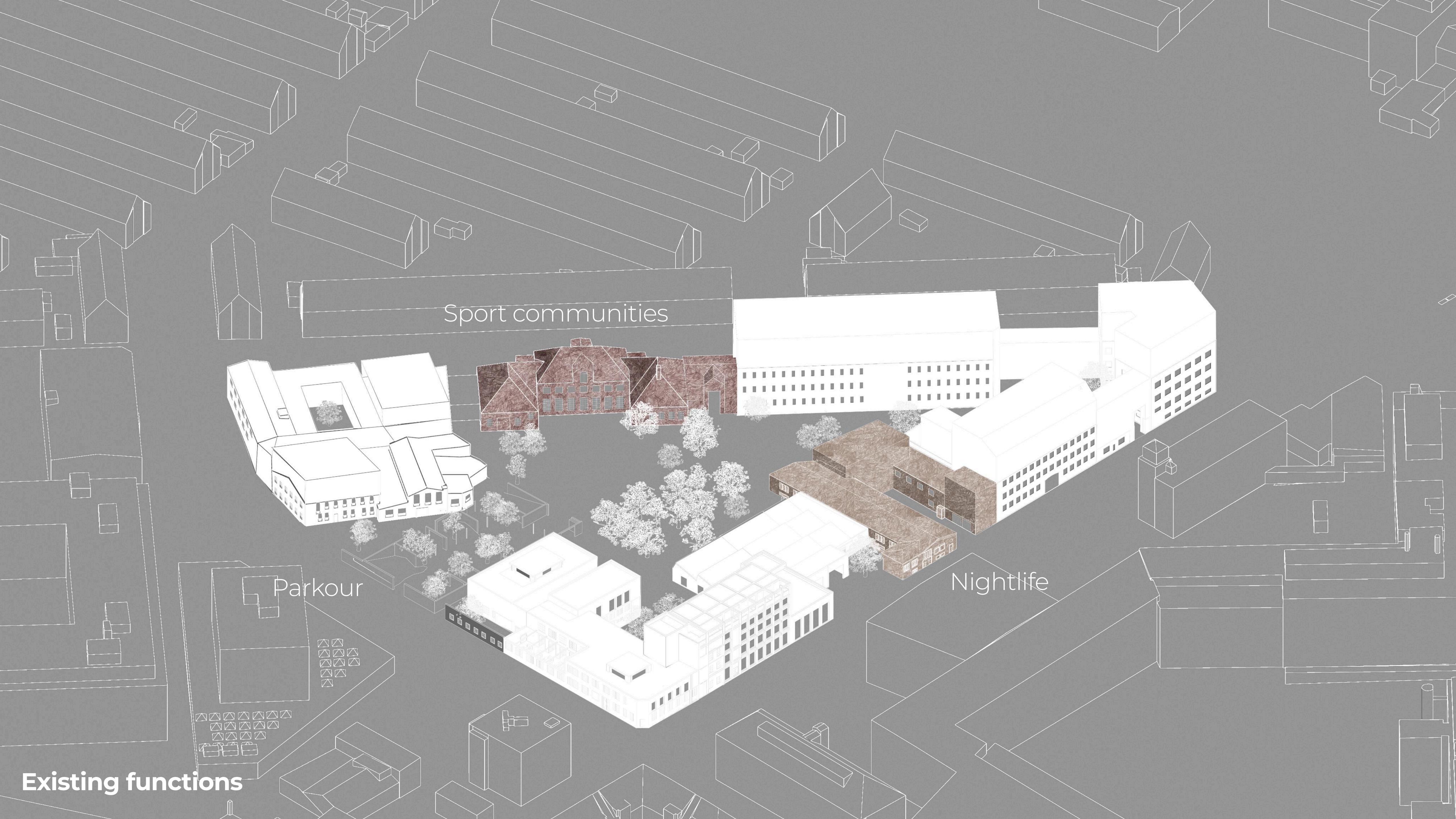
MAINTAIN CONTINUITY











Sport communities

Parkour

Nightlife

Existing functions

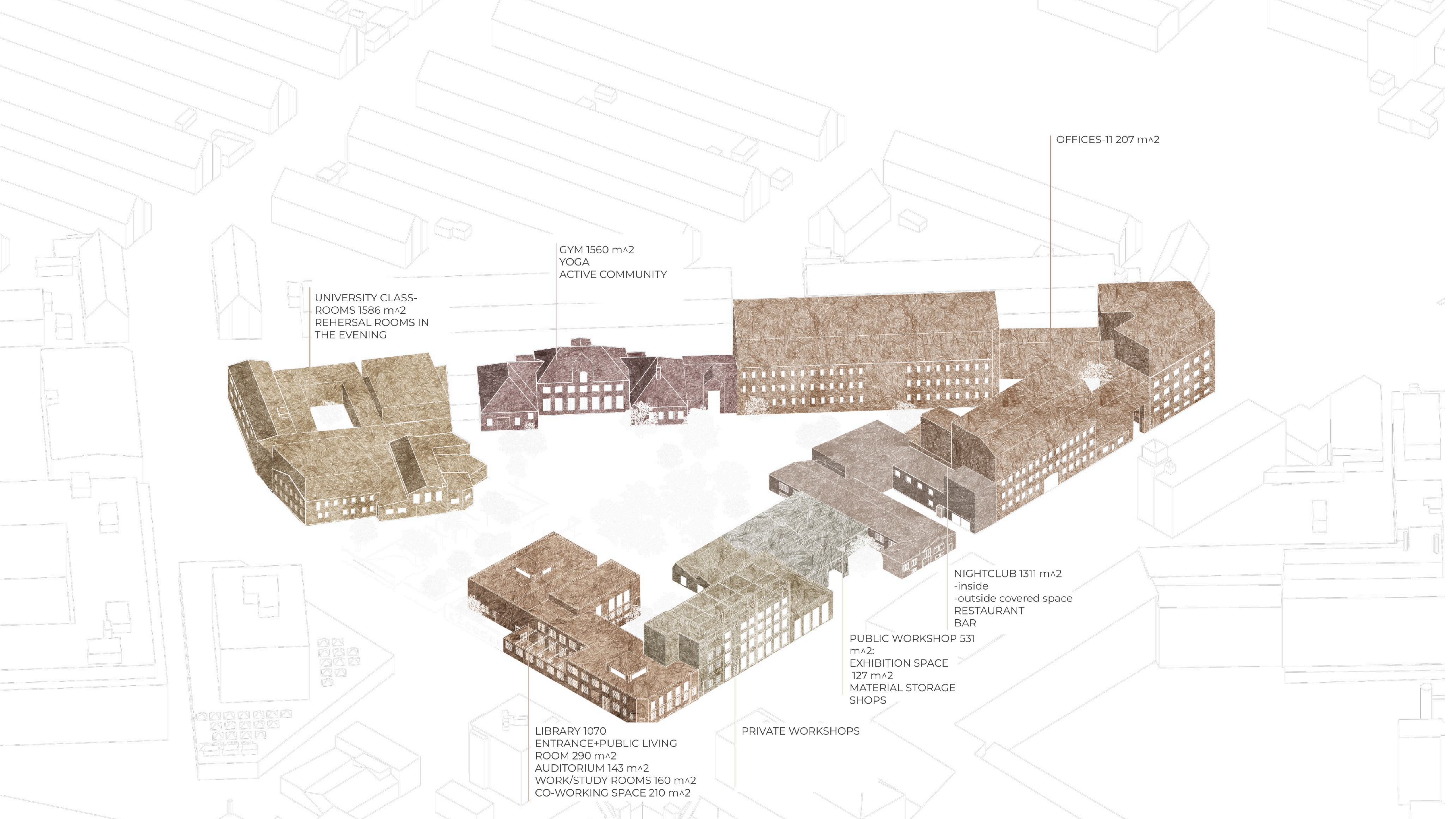
An architectural rendering of a proposed urban development. The scene shows three main building complexes in a dark grey color, set against a background of existing city blocks represented by light grey outlines. The building on the left is a U-shaped structure with a central courtyard. The building on the right is a long, rectangular structure with a series of smaller, interconnected volumes. The building at the bottom center is a more complex, multi-story structure with a mix of solid and glass facades. The overall layout suggests a new cluster of buildings within an existing urban fabric.

New study spaces
User: students of the University College
(science city strategy)

Offices
User: startupers and innovators (science city)

Library and workshop,
User: Residents of the area

New vision



UNIVERSITY CLASS-
ROOMS 1586 m²
REHERSAL ROOMS IN
THE EVENING

GYM 1560 m²
YOGA
ACTIVE COMMUNITY

OFFICES-11 207 m²

NIGHTCLUB 1311 m²
-inside
-outside covered space
RESTAURANT
BAR

PUBLIC WORKSHOP 531
m²:
EXHIBITION SPACE
127 m²
MATERIAL STORAGE
SHOPS

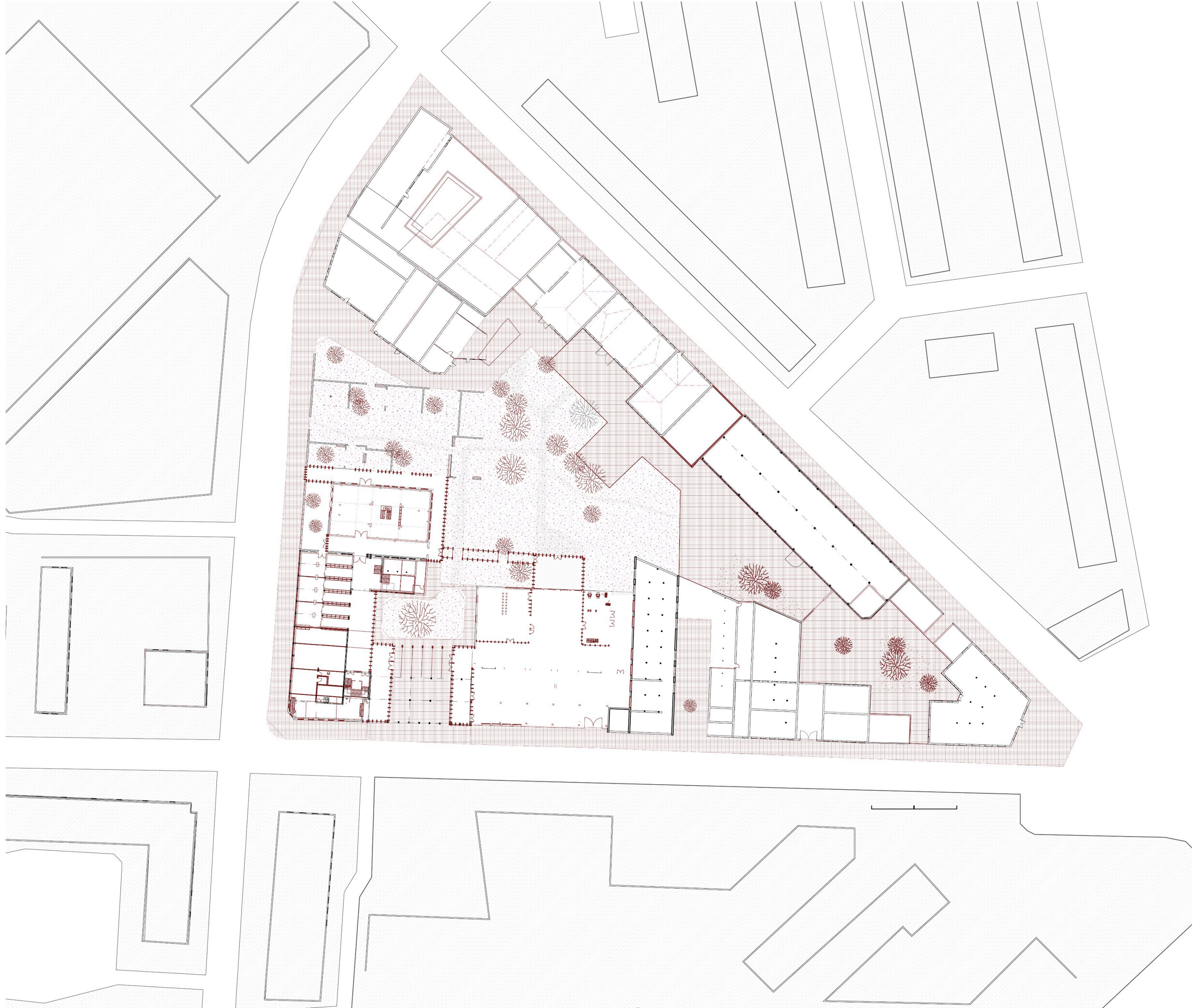
PRIVATE WORKSHOPS

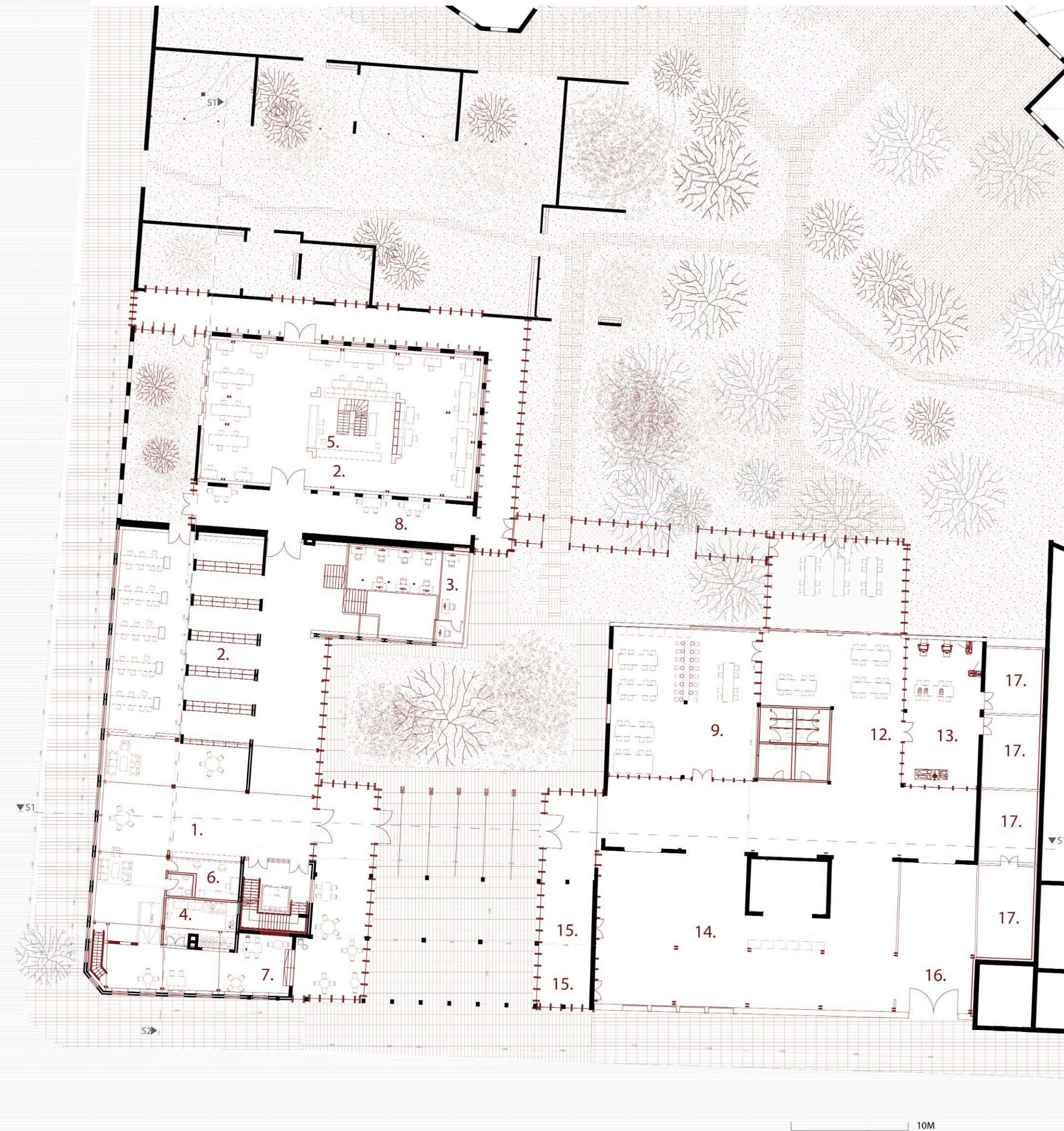
LIBRARY 1070
ENTRANCE+PUBLIC LIVING
ROOM 290 m²
AUDITORIUM 143 m²
WORK/STUDY ROOMS 160 m²
CO-WORKING SPACE 210 m²







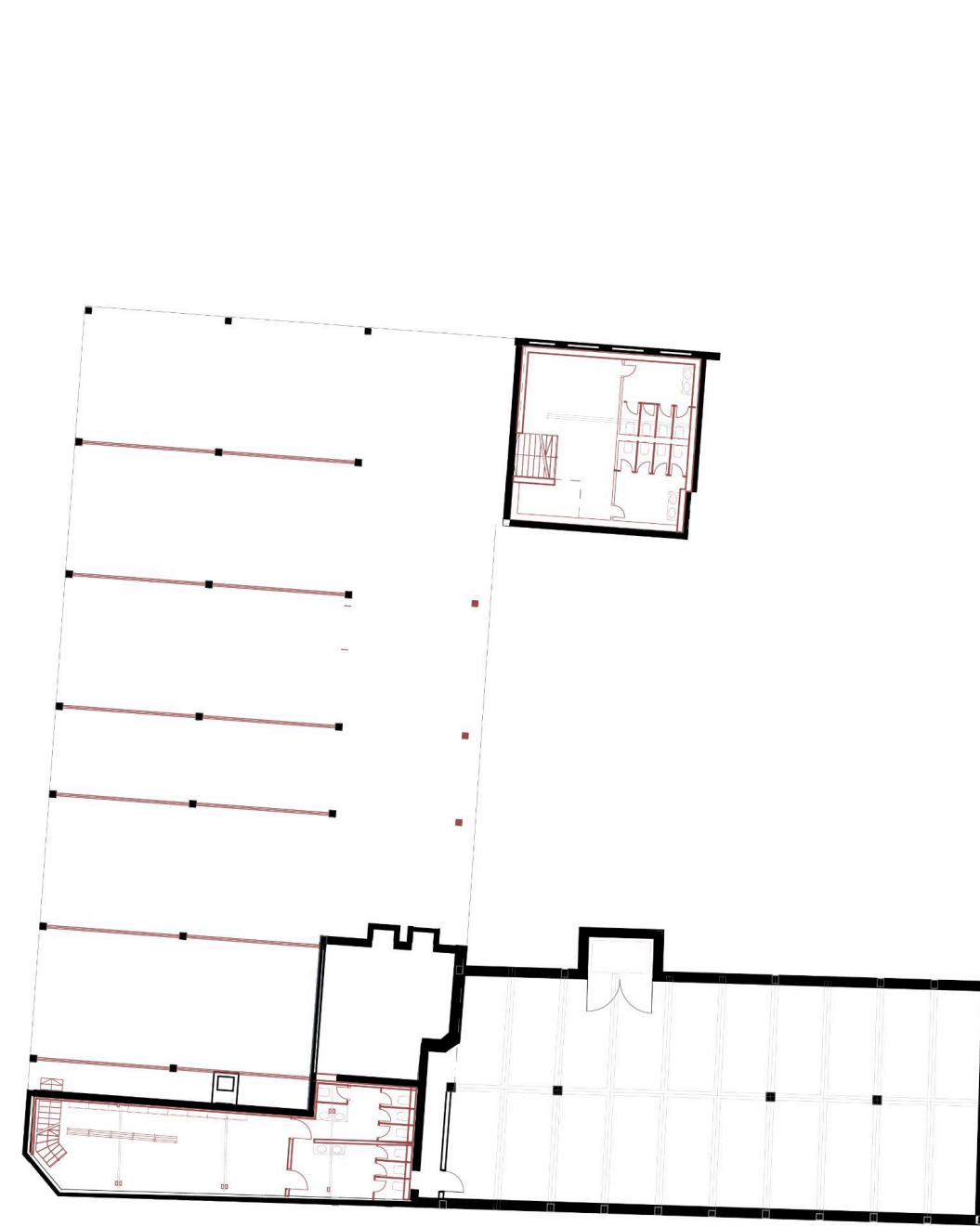




- 1.Public living room
- 2.Library
- 3.Computer room
- 4.Small cafe Kitchen
- 5.Library recepttion
- 6.Entrance reception
- 7.Cafe
- 8.Break room with coffee corner
- 9.Clay workshop
- 10.Class rooms
- 11.Co-working space
- 12.Wood workshop
- 13.Room with machines to work with wood
- 14.Exhibition and event space
15. Shops to sell and buy crafts
16. Entrance for materials
- 17.Storage
- 18.Auditorium
19. Archive
- 20.Offices
- 21.(Semi-) Private workshops



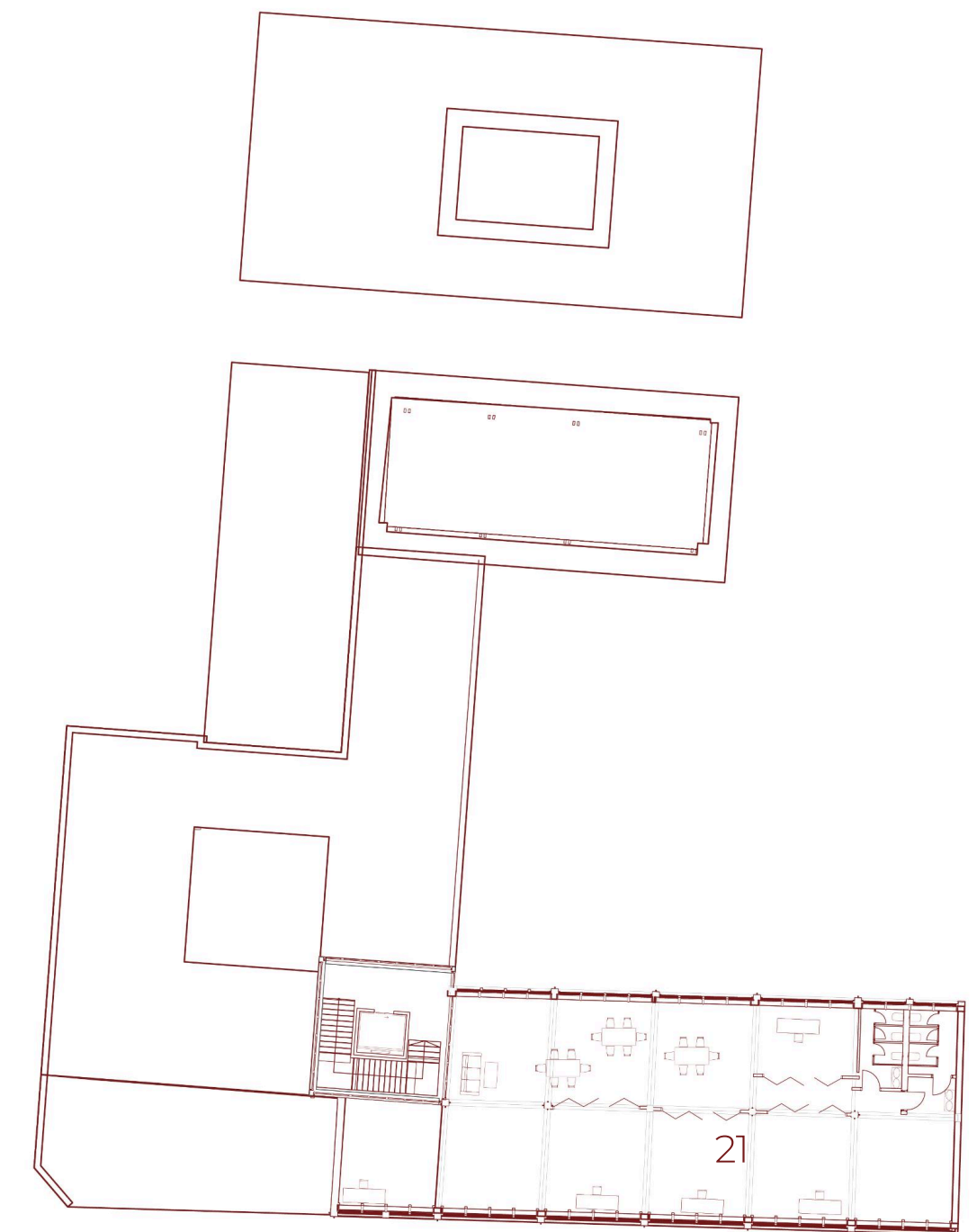
- 1.Public living room
- 2.Library
- 3.Computer room
- 4.Small cafe Kitchen
- 5.Library recepttion
- 6.Entrance reception
- 7.Cafe
- 8.Break room with coffee corner
- 9.Clay workshop
- 10.Class rooms
- 11.Co-working space
- 12.Wood workshop
- 13.Room with machines to work with wood
- 14.Exhibition and event space
15. Shops to sell and buy crafts
16. Entrance for materials
- 17.Storage
- 18.Auditorium
19. Archive
- 20.Offices
- 21.(Semi-) Private workshops



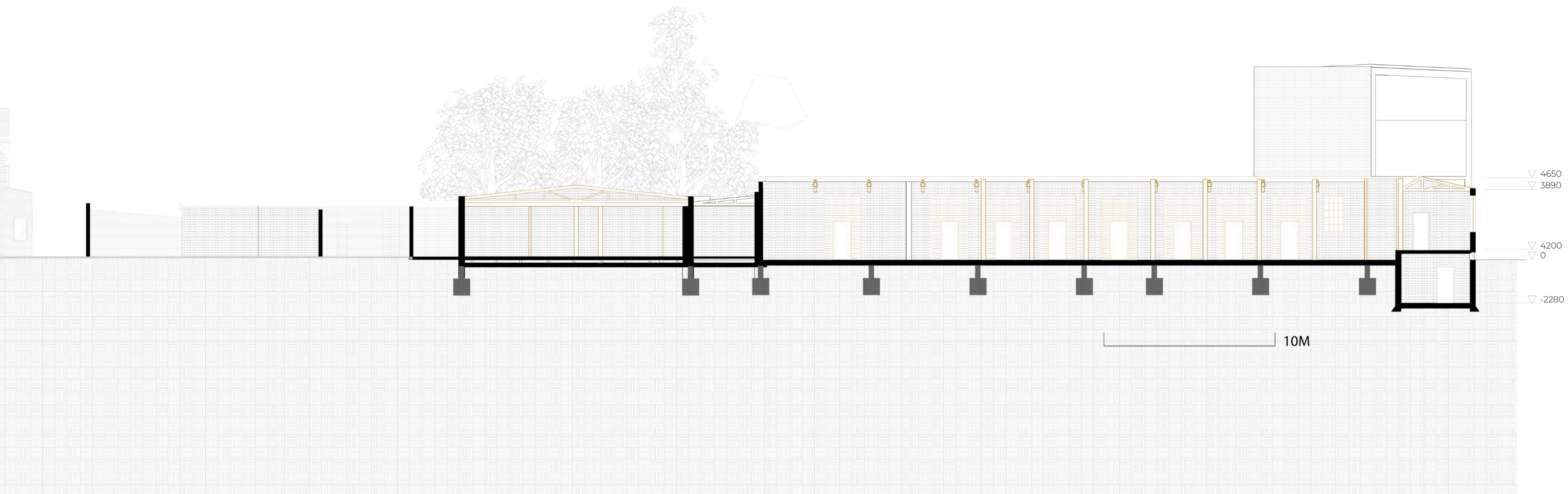
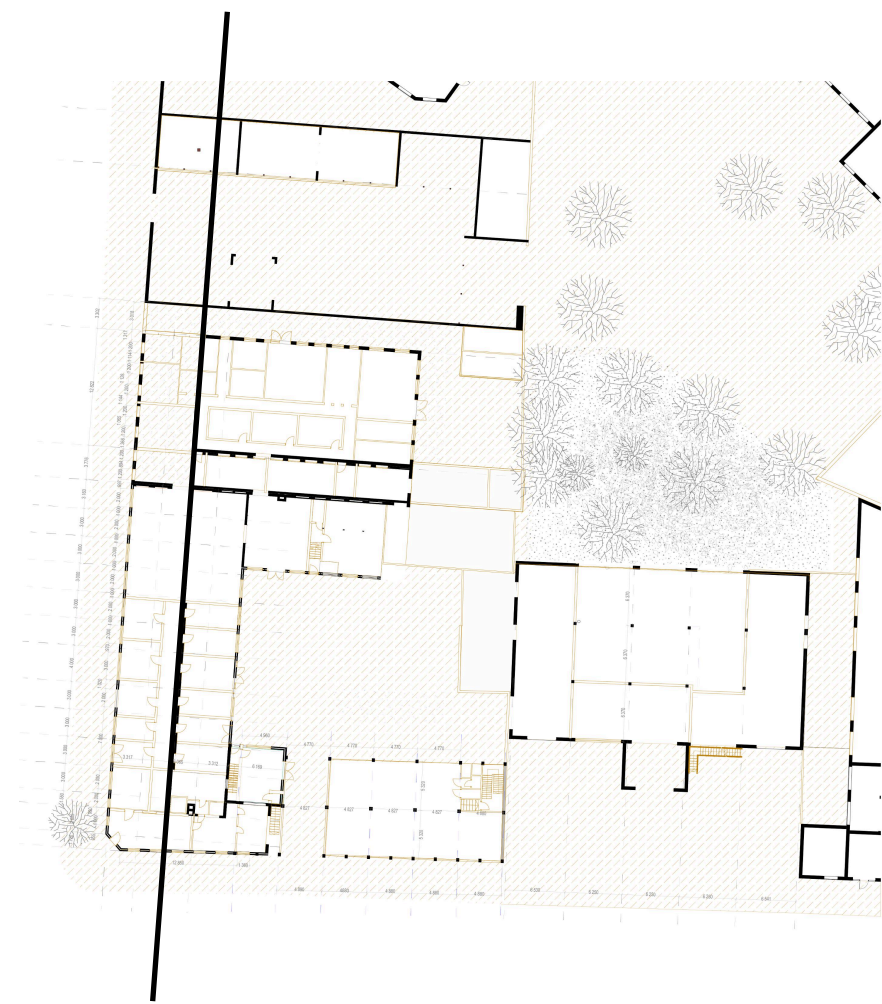
Floor -1

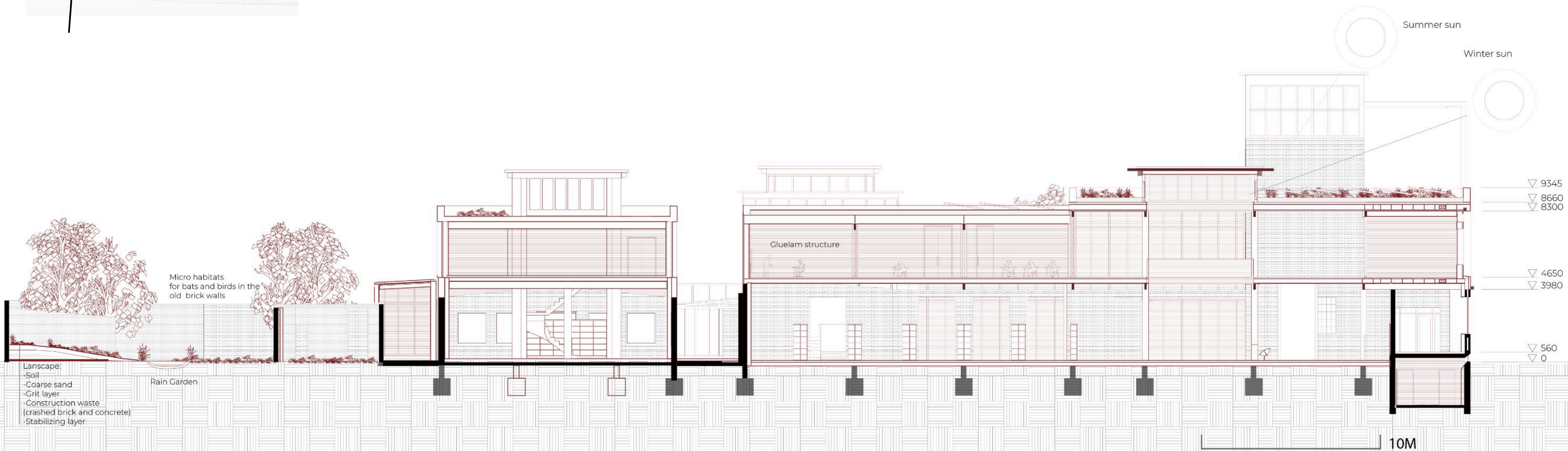


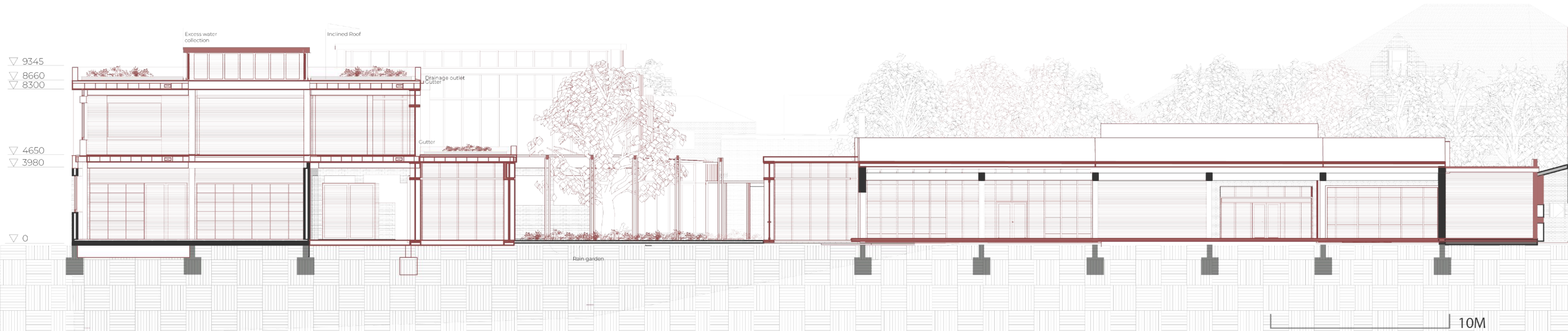
Floor 2



Floor 3

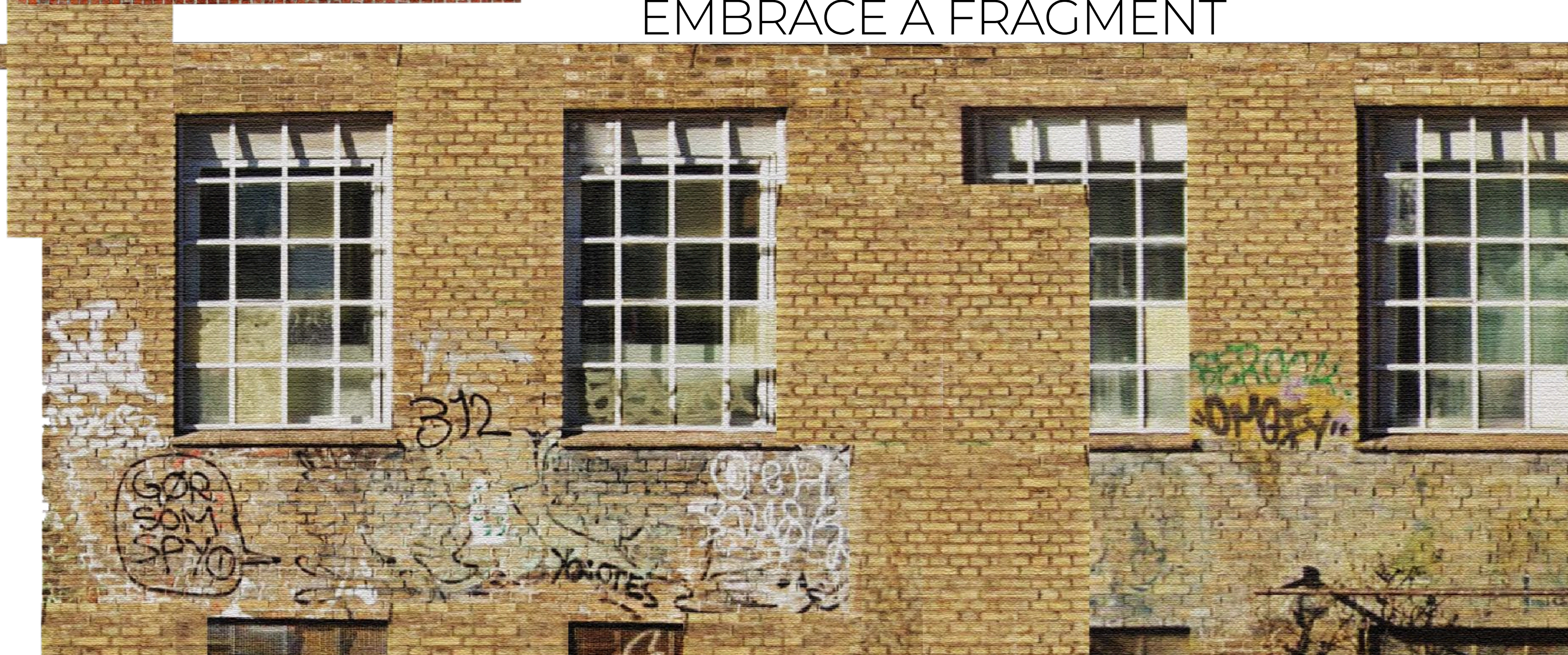









EMBRACE A FRAGMENT

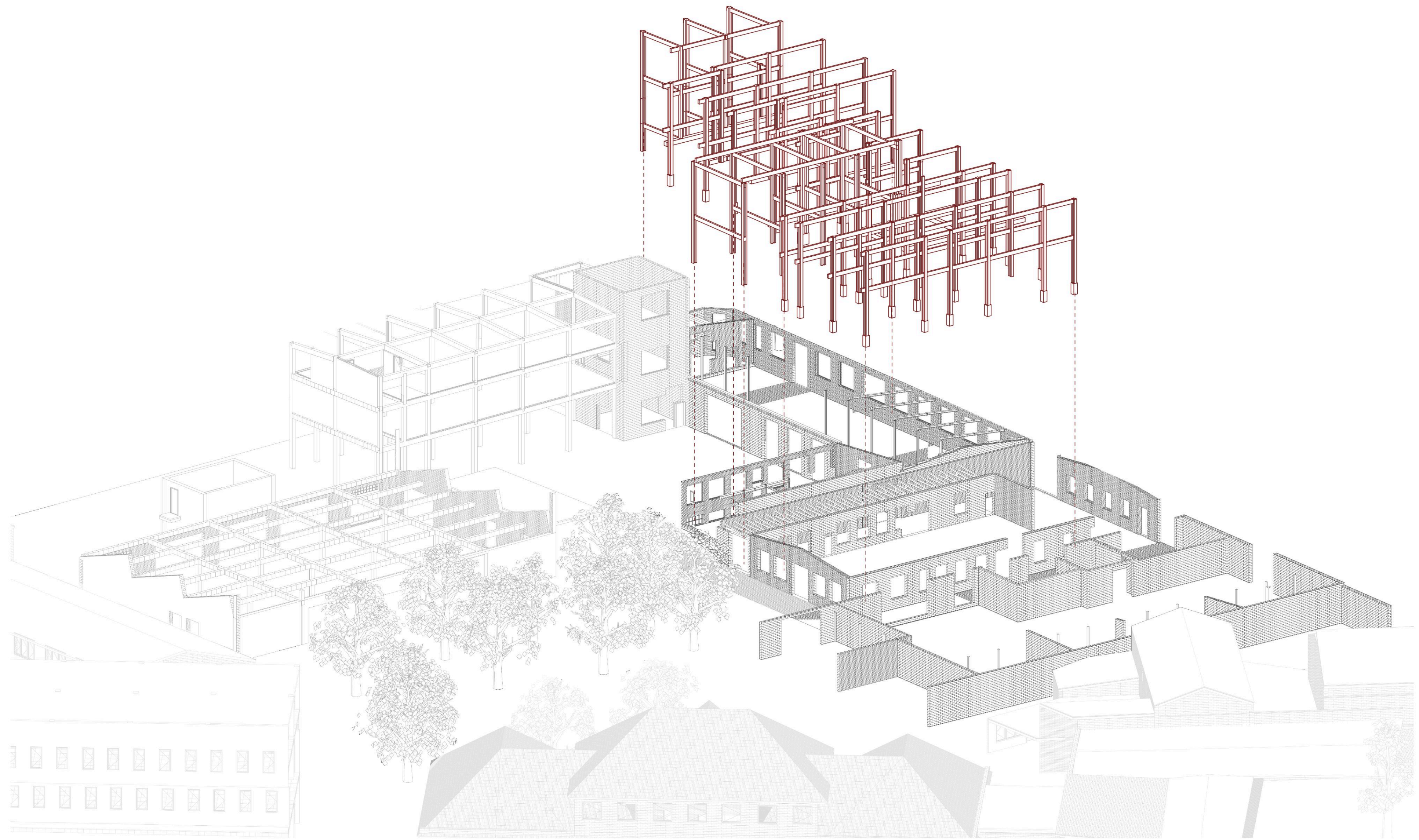


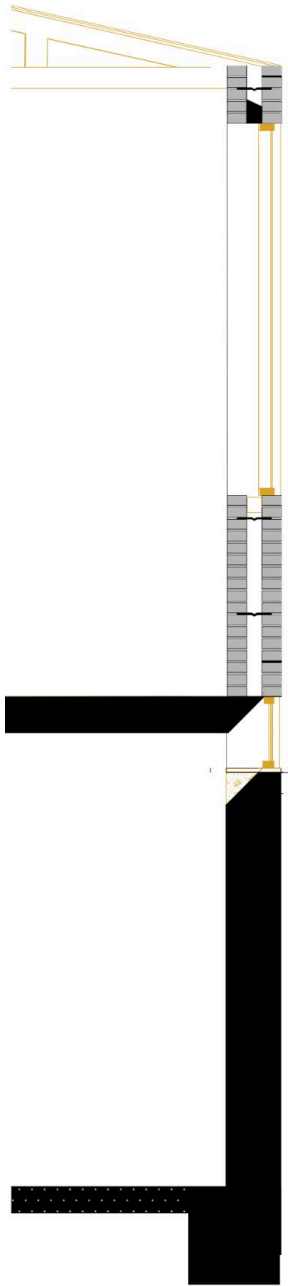









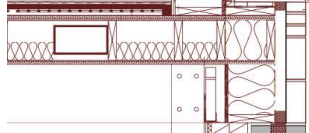




1. Light vegetation
2. 240 mm Clay brick masonry
3. 35 mm Drainage element
4. Waterproof membrane
5. 120mm Gutex UltraTherm insulation ($\lambda = 0.046 \text{ W/mK}$)
6. 27 mm Kerto UL panel
7. 100 mm service void
8. 160 mm cellulose insulation ($\lambda = 0.037 \text{ W/mK}$)
9. 27mm Kerto UL panel

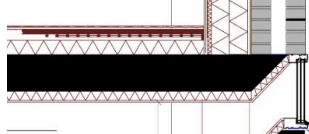


1. 20mm Floor board
2. 2x1.5 mm Formacel insulation
3. 35 mm Rheo low temperature heating and cooling system (dry installation)
4. 27mm Kerto UL O panel
5. Service cavity
6. 27 mm Kerto UL O panel


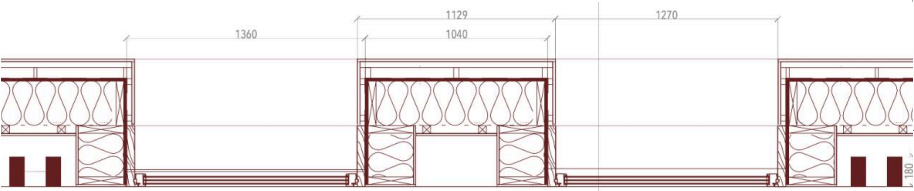



1. Reclaimed brick interior cladding
2. Air gap
3. 12 mm plywood board (for stability)
4. Vapour control layer
5. Timber stud wall with 240mm cellulose insulation between studs
6. Breather membrane
7. Wall tie securing exterior brick cladding to timber frame - ?
8. Ventilated cavity 62 mm
9. Facing brickwork (reclaimed brick) insulated cavity barrier with 30 min fire resistance

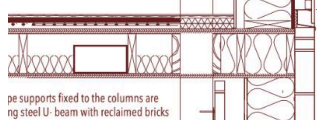
1. 20mm Floor board
2. 2x1.5 mm Formacel insulation
3. 35 mm Rheo low temperature heating and cooling system (dry installation)
4. 27mm Kerto UL O panel
5. Service cavity
6. 27 mm Kerto UL O panel



1. 10 mm Lime Green Solo one coat finishing plaster with white lining mesh
2. Vapour barrier
3. 2x120mm Gutex Thermomom carbon-negative natural wood insulation board
4. Gutex Thermo Adhesive mortar for bonding Thermomom insulation boards
5. 20 mm Düsen Thermactive lime and cork based insulating plaster
6. Waterproofing membrane
7. 100 mm existing brick wall
8. 84 mm Cavity
9. 100 mm existing brick wall

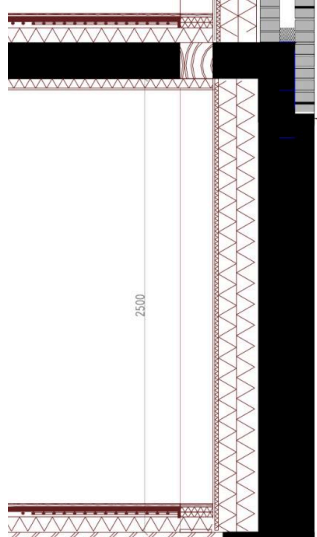
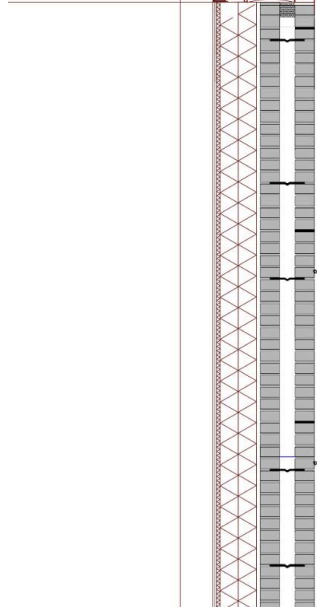


1. Plywood Finish
2. Service Cavity 45 mm
3. Vapour Retarder (Smart membrane)
4. Structural Framing with Dense-Pack Cellulose (200 mm D=5.7)
5. Weather-Resistive Barrier (vapour-open membrane)
6. Ventilated Air Cavity 91 mm + Vertical and horizontal supports
7. 13x 1200 x 4450 mm Siding Frontwood Panel

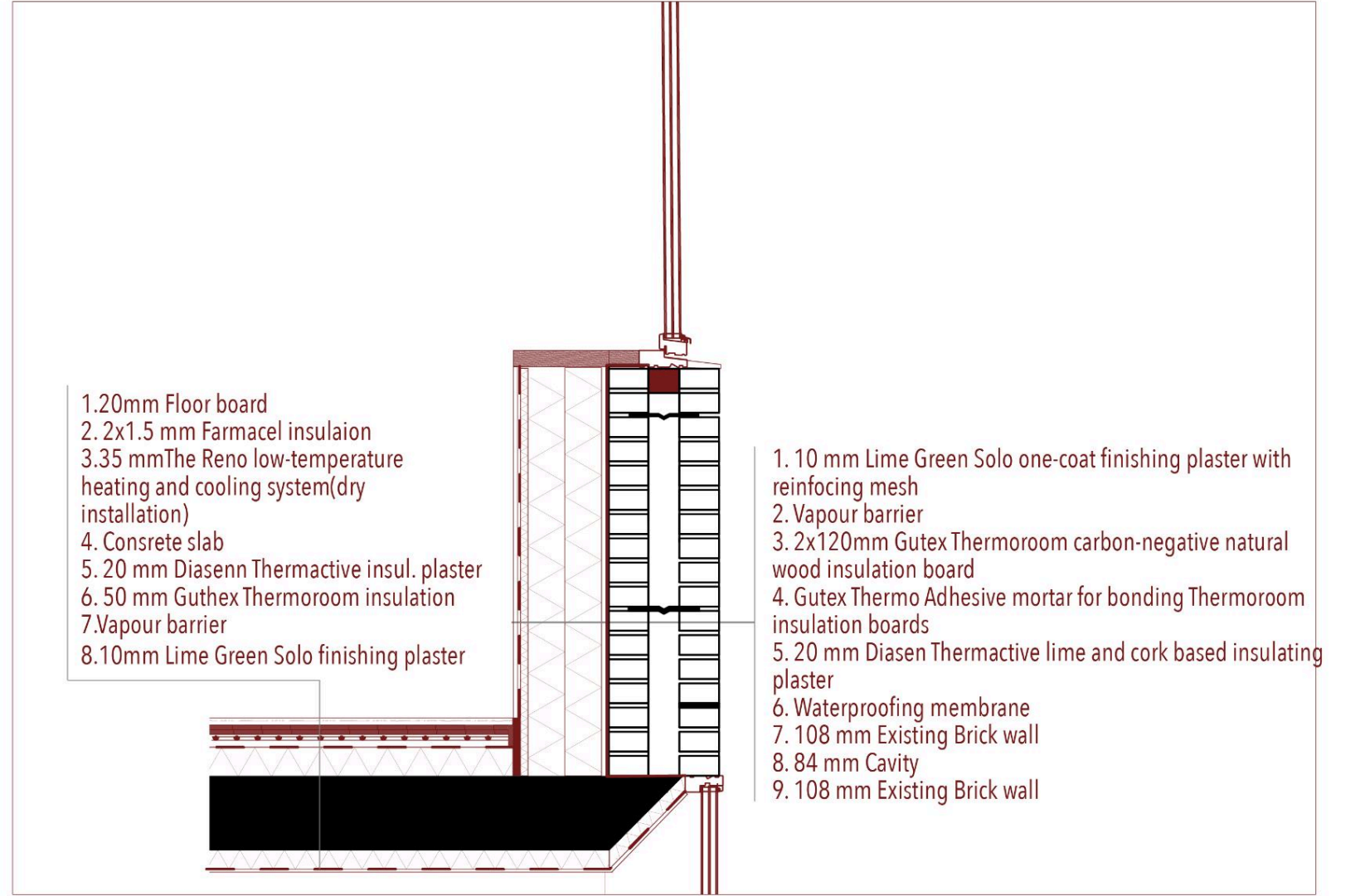
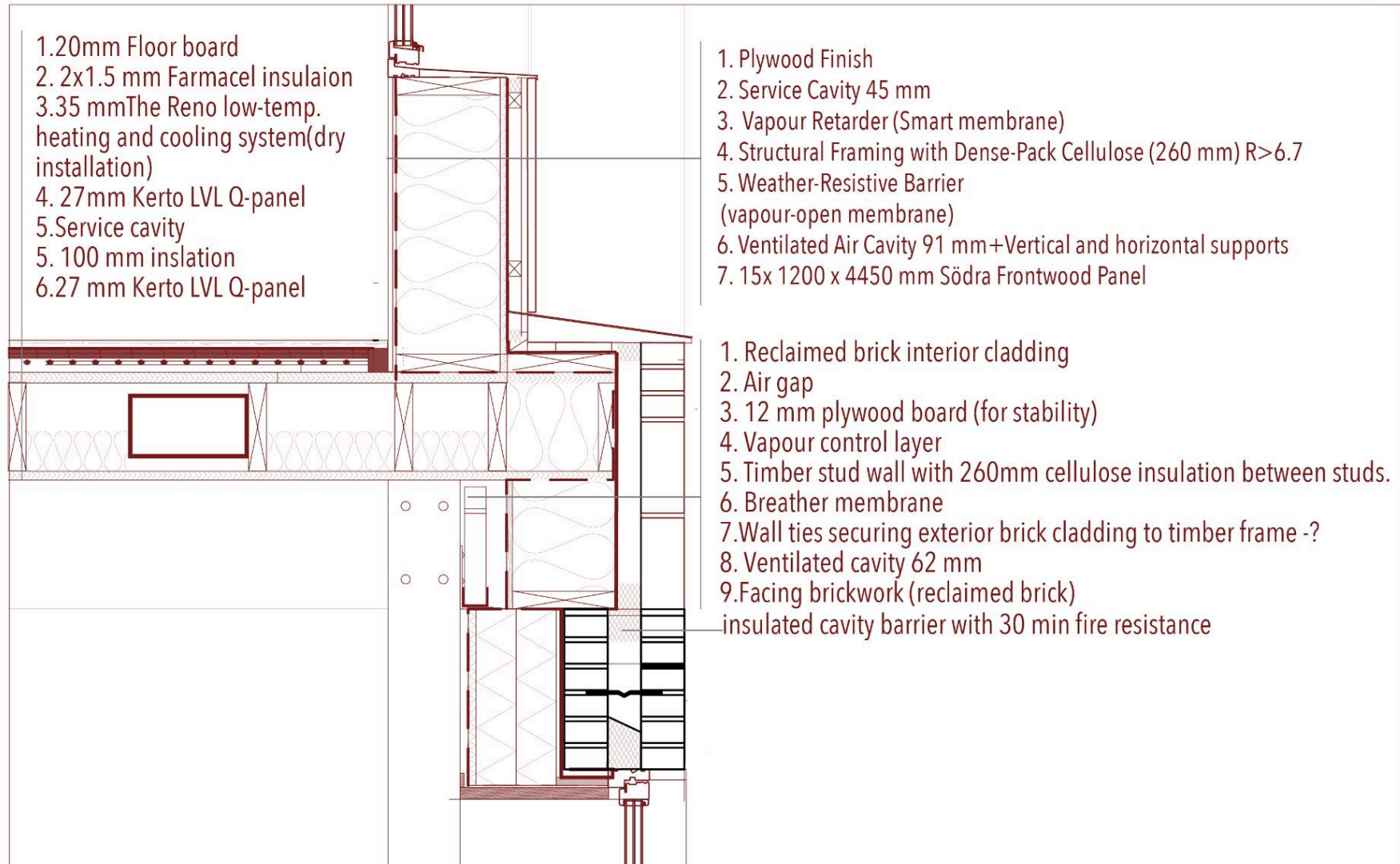
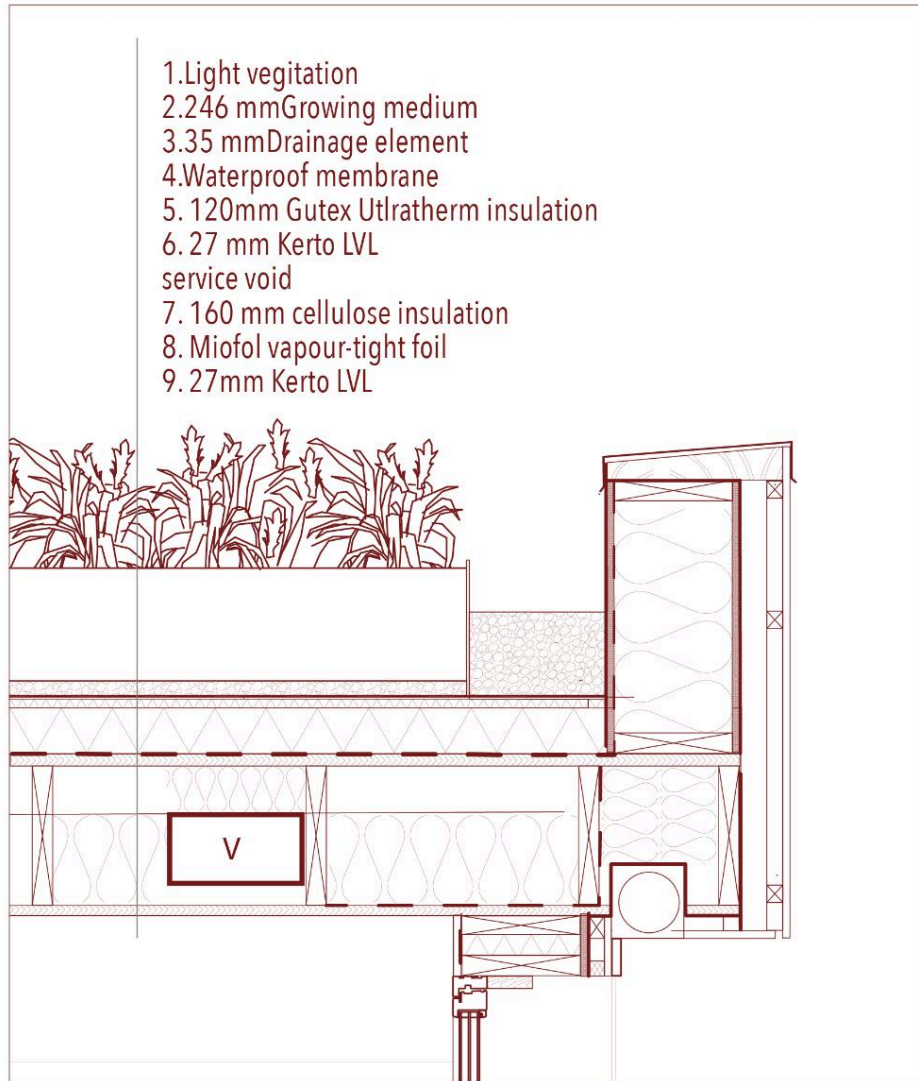


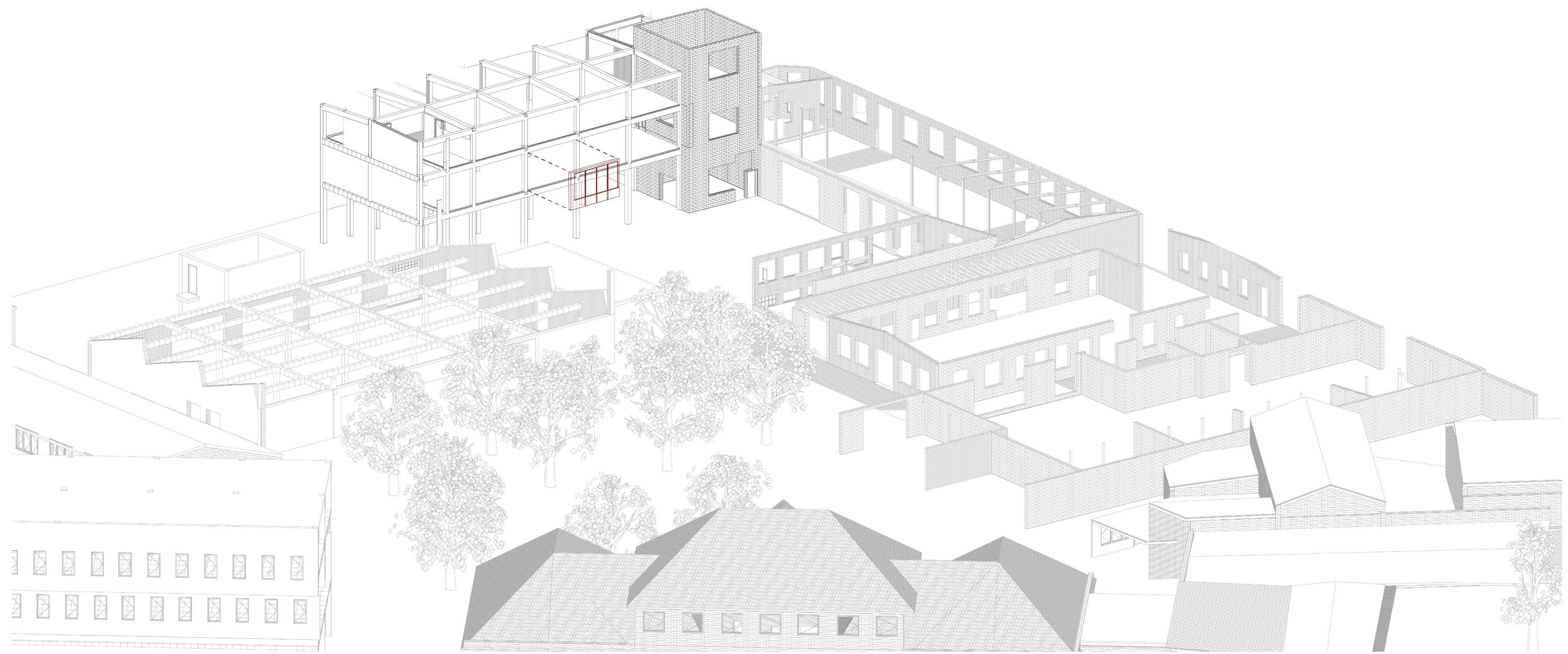
1. Insect mesh
2. Powder-coated aluminium flashing with drip detail on high performance insulation

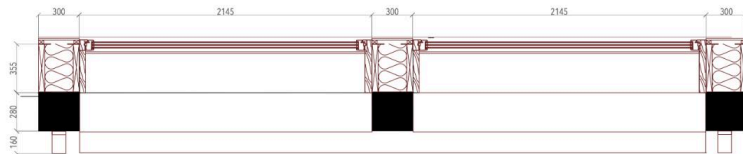
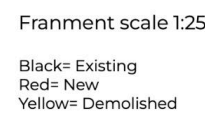
pe supports fixed to the columns are ng steel U- beam with reclaimed bricks



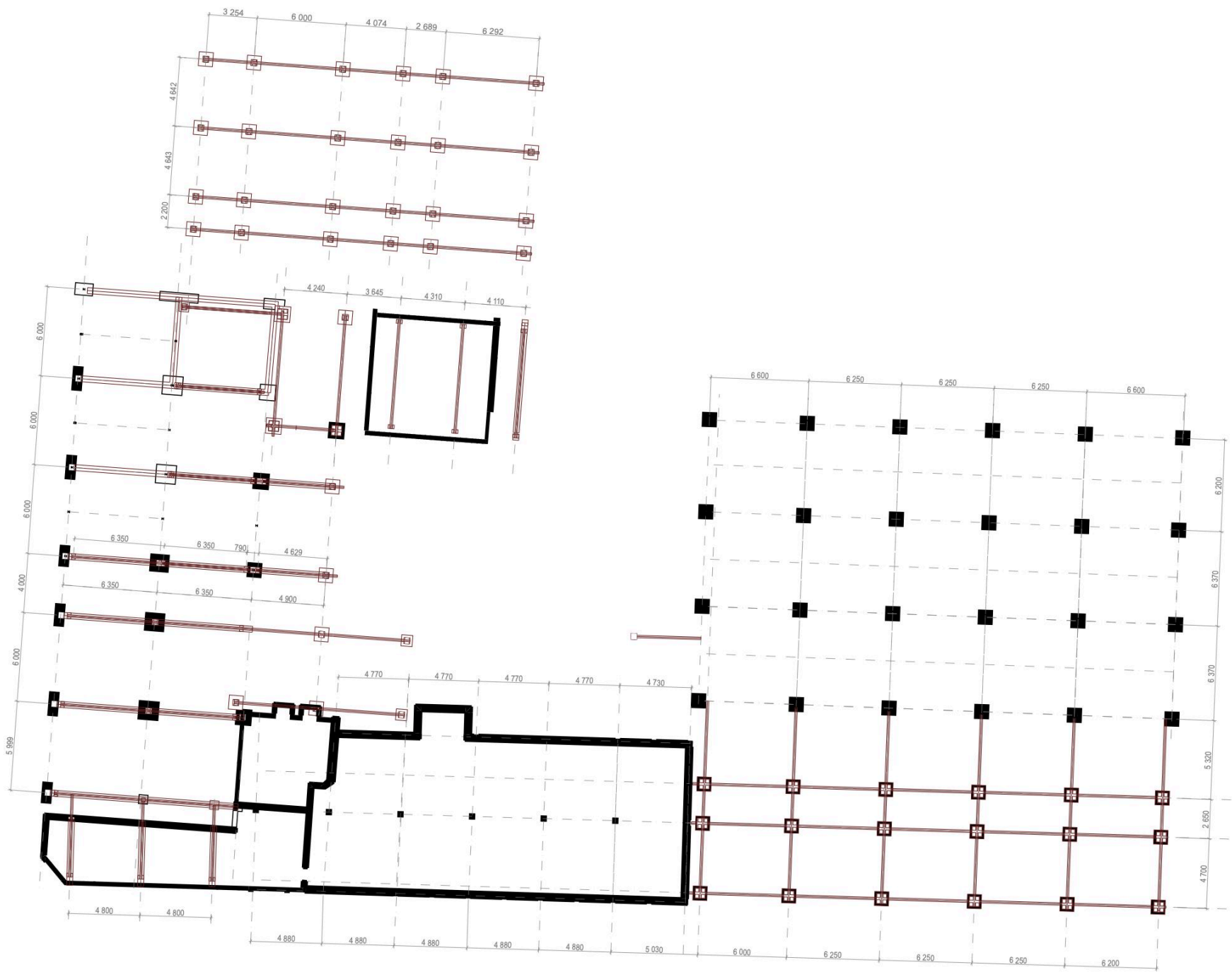
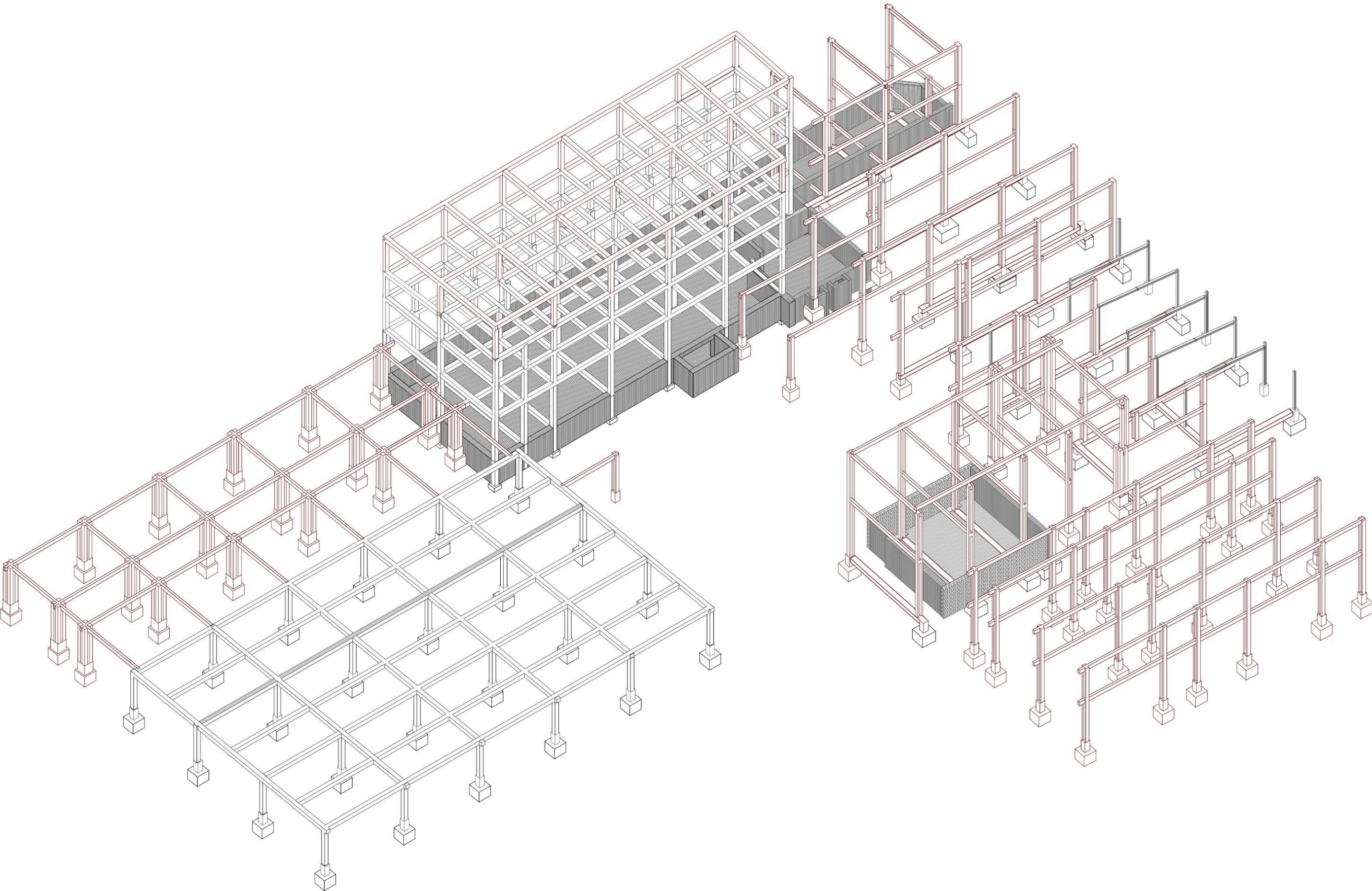
Beam fixed in between the foundation footings to transfer vertical loads material?







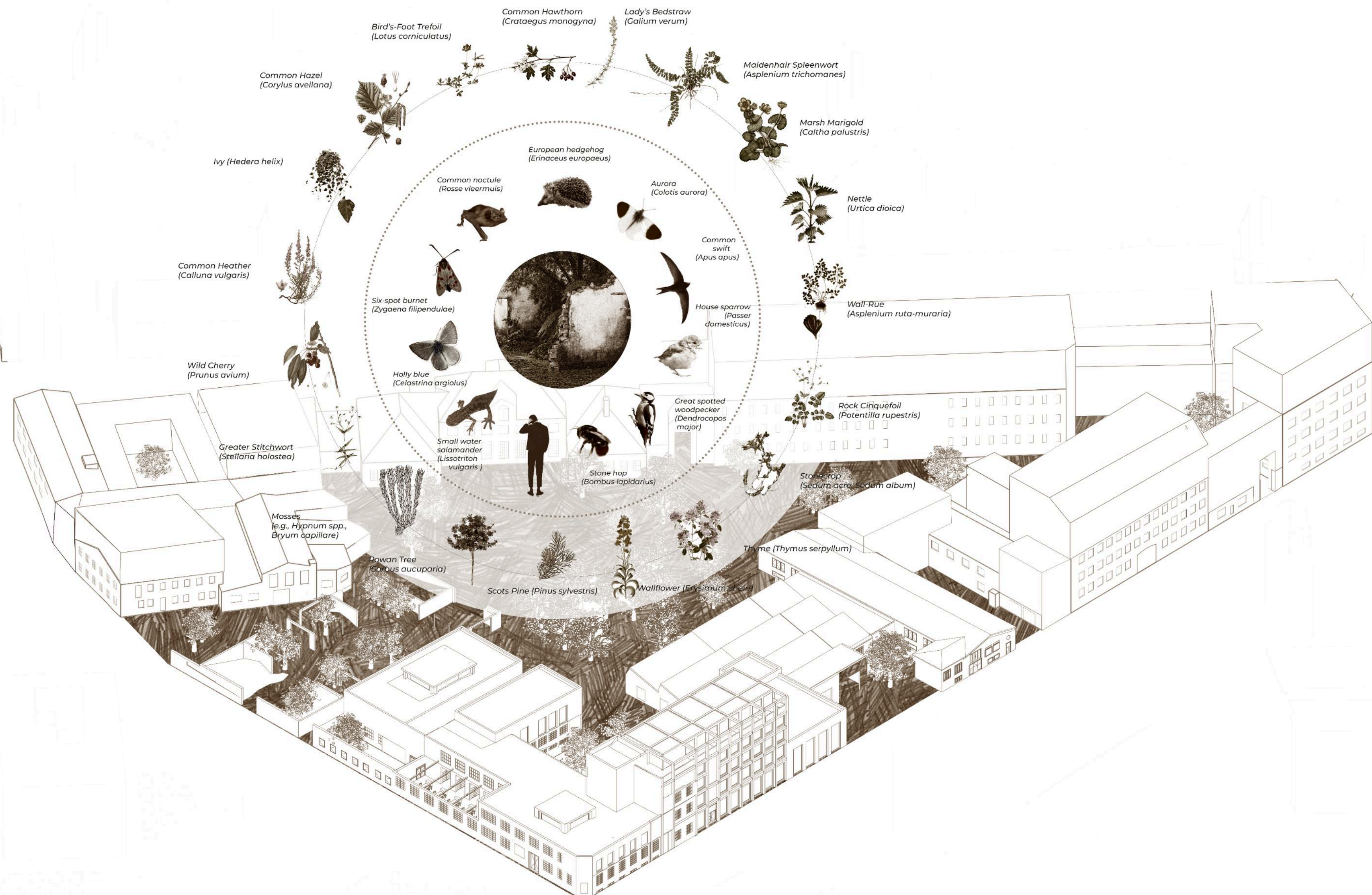





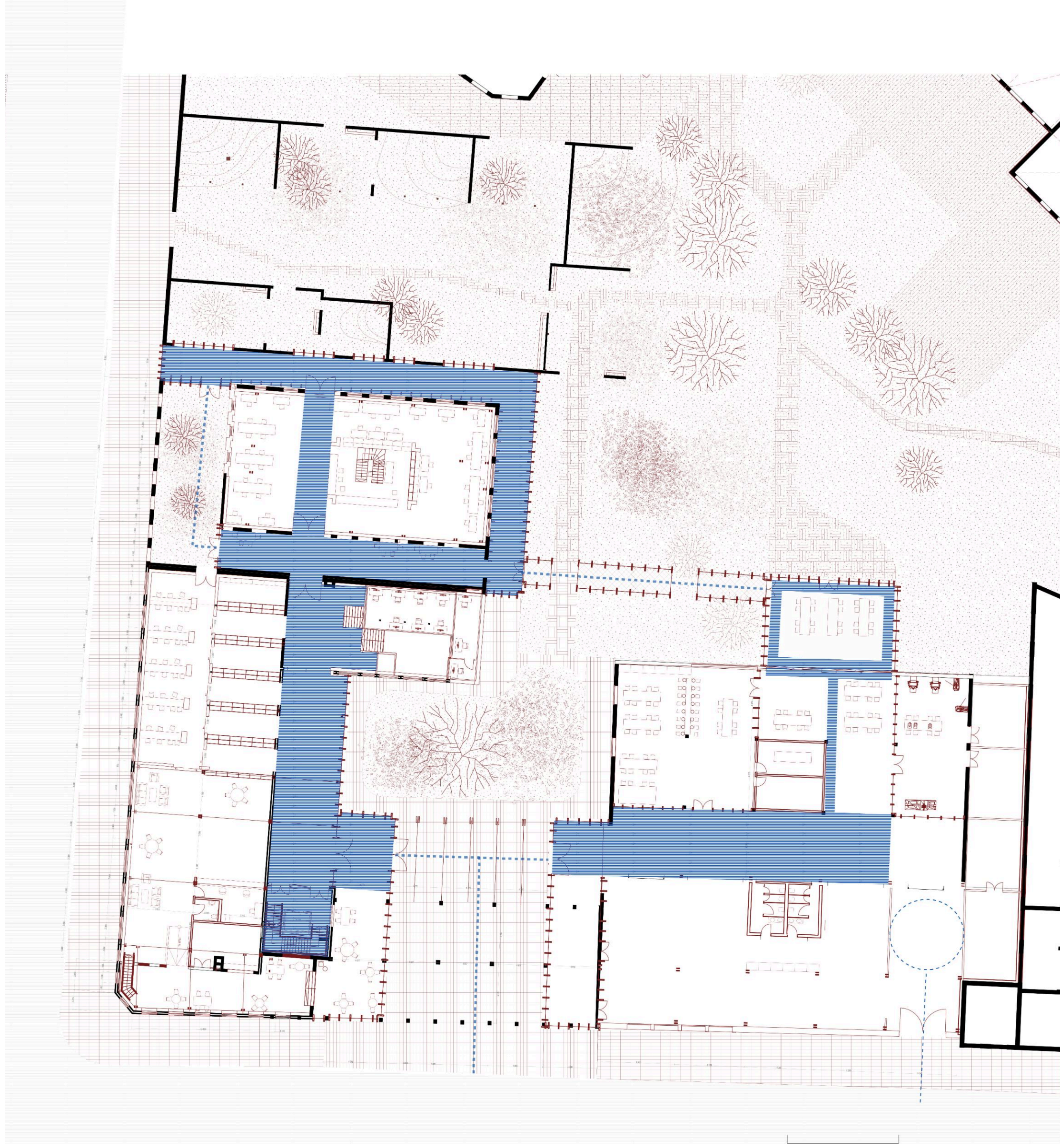
Existing beam: Concrete/Steel
New beam : Gluelam
Existing concrete

The background of the image is a light gray surface covered with numerous irregular, torn pieces of paper in various shades of brown and tan. These pieces are scattered across the entire frame, creating a textured, collage-like effect. The text "CREATE A BINDER" is centered in the middle of the image in a white, sans-serif font.


CREATE A BINDER



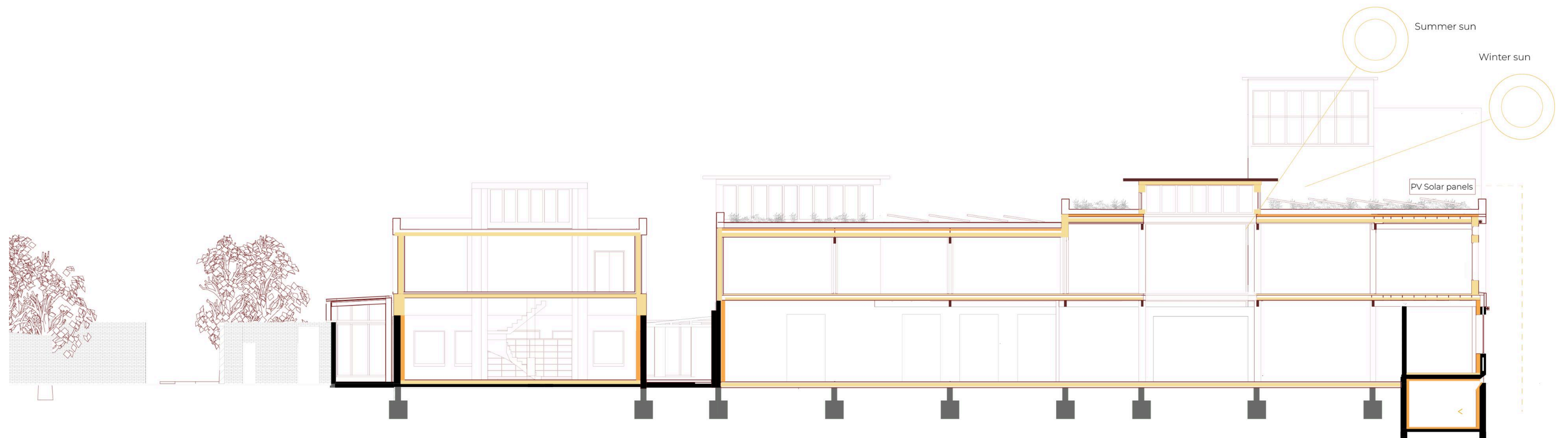




Ensure thermal comfort



Lower CO2 emissions



Bio-based insulation materials

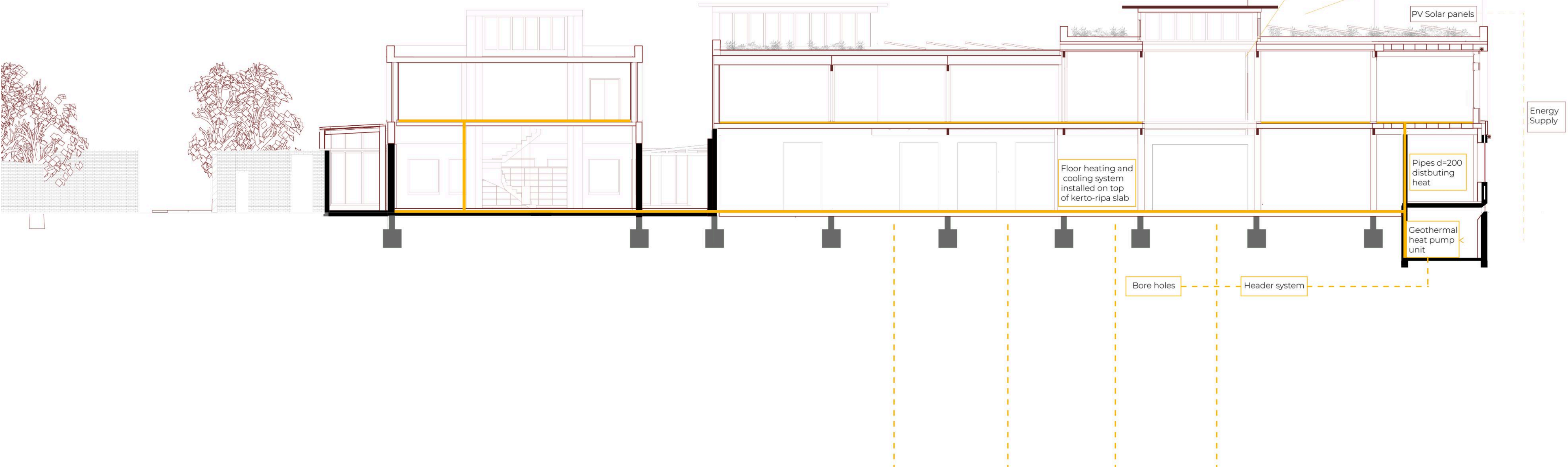
Passive house standards: $U \leq 0.15 \text{ W/m}^2 \cdot \text{K}$, required $R \geq 6.7 \text{ m}^2 \cdot \text{K/W}$
 $d = R \times \lambda$

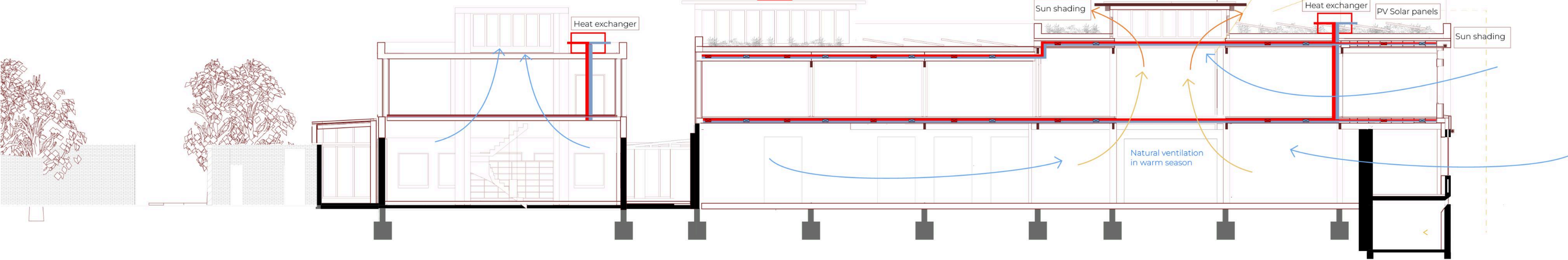
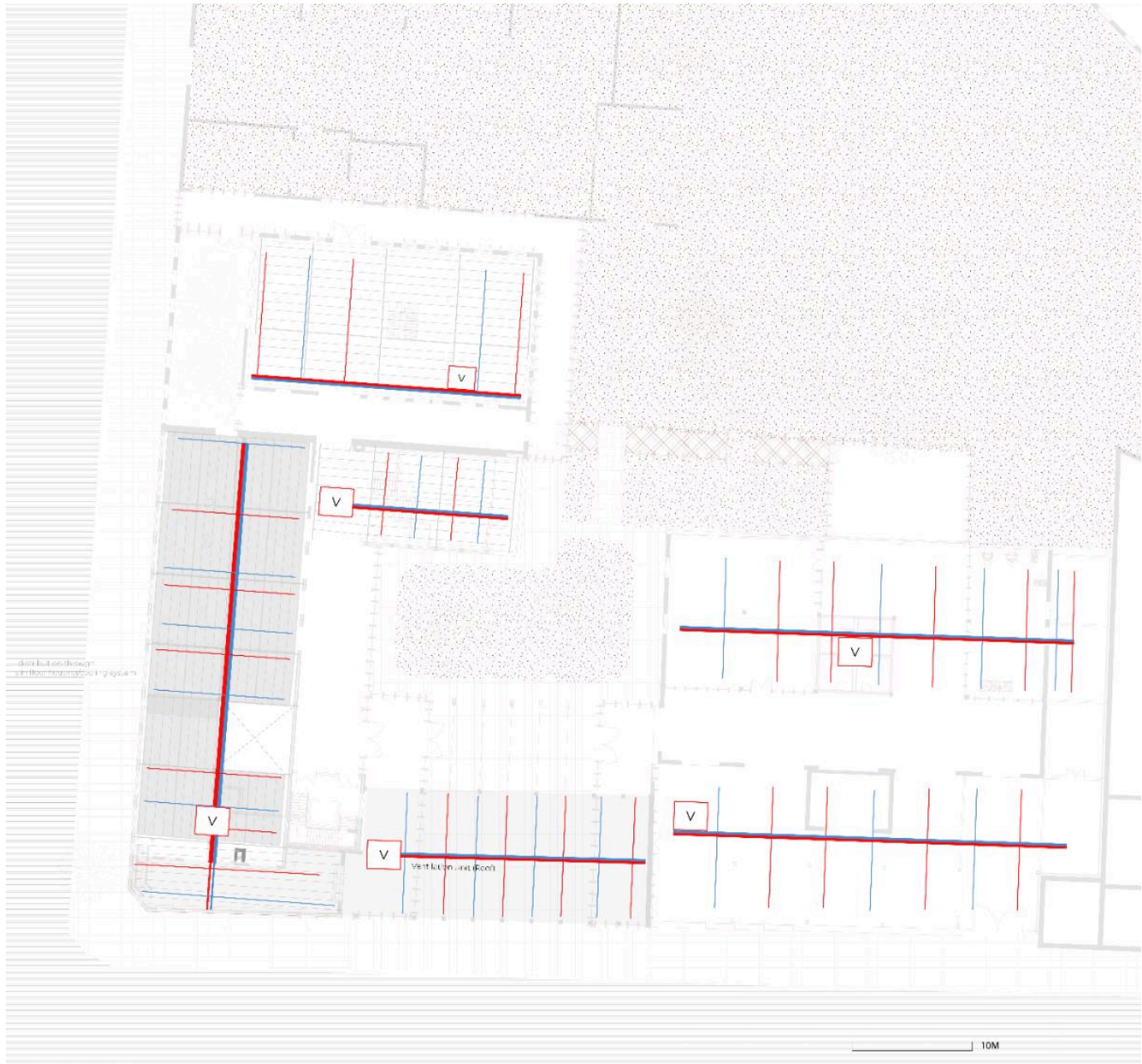
- Cutex natural wood insulation board
added for retrofitting to existing brick walls and under green roof
- Cellulose insulation used with timber frame construction

Cutex Ultratherm (roof) $d = 6.7 \times 0.046 = 0.3082 \text{ m} \approx 308 \text{ mm}$
 Cutex Thermoroom (walls) $R = 6.7 - 1.0 = 5.7 \text{ m}^2$
 $d = 5.7 \times 0.038 = 0.2166 \text{ m} \approx 217 \text{ mm}$

Cellulose insulation $d = 6.7 \times 0.037 = 0.2479 \text{ m} \approx 248 \text{ mm}$

10M

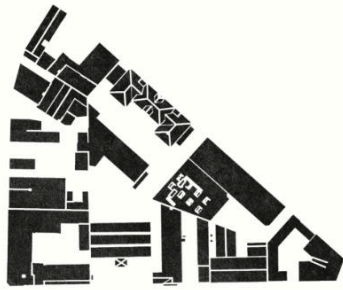




- Option 1:
Airtight
conditions
- Option 2:
Building
opens up
- Ventilation system with heat
recovery for heating and cooling
- Natural ventilation: air circulates through
the building

An abstract sculpture composed of several elements: a tall, thin, ribbed cylindrical object at the top left; a rectangular block of light brown material below it; a large, textured, orange-brown organic shape in the center; and a tall, rectangular block of light gray material on the right. The sculpture is set against a dark background.

MATERIALIZE CONTEXT



The Triangle (Block)



The Haraldsgade area



Copenhagen area



Nordic countries

conditions

Reuse of existing brick walls,
Foundations, concrete structures

Reuse of the materials after demolition

Another block in the Haraldsgade area is already undergoing demolition.
-Having the same owner as the Triangle grounds facilitates material reuse, as it avoids the complexities of the chain of custody.
-The transportation distance is approximately 300 meters, keeping transport costs low.
-The central garden within the developing block provides space for temporary material storage.
Brick buildings from the 1920s–1940s were typically constructed with lime-based mortar, which makes it possible to recover and reuse whole individual bricks.
Gamle Mursten offers testing and quality assurance of reclaimed bricks, enabling them to be CE-marked and reused in new construction.



Rådmandsgade 60, Rådmandsgade 58, Rådmandsgade 56, Rådmandsgade 54 and Rådmandsgade 52.

Possible sourcing of used material
Gluelam beams and columns
Timber Flooring

material

Interior brick walls- whole bricks



Exterior brick walls- whole colored bricks



Exterior brick walls- whole brown/red bricks



Interior brick walls- crashed bricks



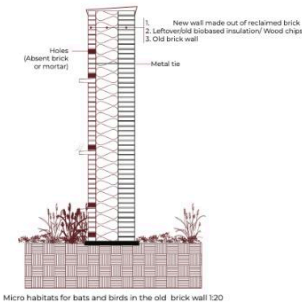
Crashed concrete, rubble




Images and inspo: Christopher Dameron

application

-new interior partitions
-outside structures in the ruingarden
working as micro-habitats
-pavement




Exterior and Interior brick cladding

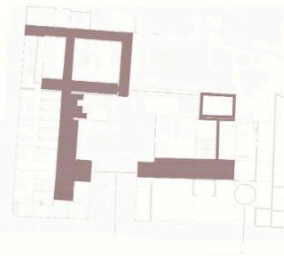


New horizontal building extensions

Terazzo flooring

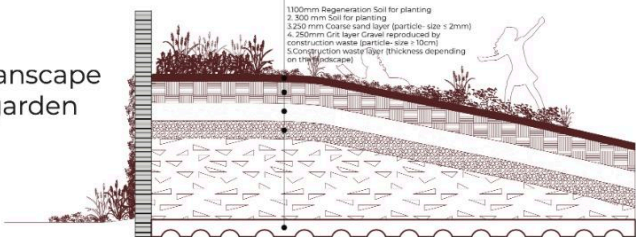


recycled terrazzo examples by Viamaterial and Reynchemie



Flooring in the circulation spaces

Landfill creating lanscape
(hills) in the ruingarden



Växjö, Sweden



Nordic Spruce
from Sweden



Krone
Aabybro, Denmark



Oak from Denmark,
Sweden




Metsä
Espoo, Finland



Nordic Spruce, Pine from
Finland and Sweden



Setra
Solna, Sweden



Nordic Spruce/Pine from
Sweden



bARK
TIMBER FACADE SYSTEM
Hultsfred, Sweden



Original
3-layer solid wood panel



Stained



Kerto LVL -
structural
laminated
veneer




Gluelam



Timber

Gluelam



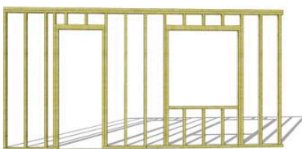
Frontwood Exterior Facade Panels



Triple Glazing windows



Kerto-Ripa floor elements



Timber frame walls (vertical extensions)

Beams and columns



BARK Stick curtain wall system



The Triangle (Block)



The Haraldsgade area

conditions

Reuse of existing brick walls,
Foundations, concrete structures

Reuse of the materials after demolition

Another block in the Haraldsgade area is already undergoing demolition.
-Having the same owner as the Triangle grounds facilitates material reuse, as it avoids the complexities of the chain of custody.
-The transportation distance is approximately 300 meters, keeping transport costs low.
-The central garden within the developing block provides space for temporary material storage.
Brick buildings from the 1920s–1940s were typically constructed with lime-based mortar, which makes it possible to recover and reuse whole individual bricks.
Gamle Mursten offers testing and quality assurance of reclaimed bricks, enabling them to be CE-marked and reused in new construction.




Rådmandsgade 60, Rådmandsgade 58, Rådmandsgade 56, Rådmandsgade 54 and Rådmandsgade 52.

material

Interior brick walls- whole bricks



Exterior brick walls- whole colored bricks



Exterior brick walls- whole brown/red bricks



Interior brick walls- crashed bricks



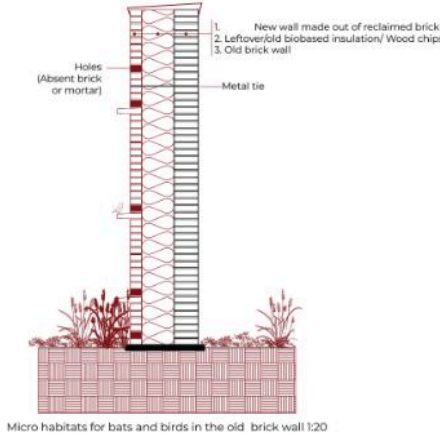
Crashed concrete, rubble



Images and Inspo: Christopher Dameron

application

-new interior partitions
-outside structures in the ruingarden
working as micro-habitats
-pavement




Exterior and Interior brick cladding

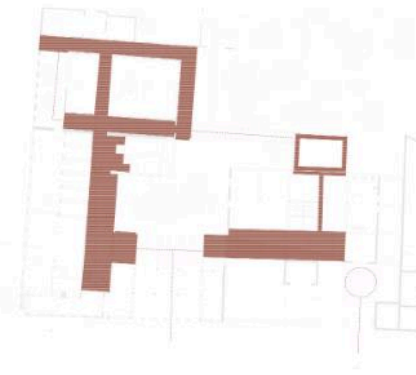


New horizontal building extensions

Terazzo flooring

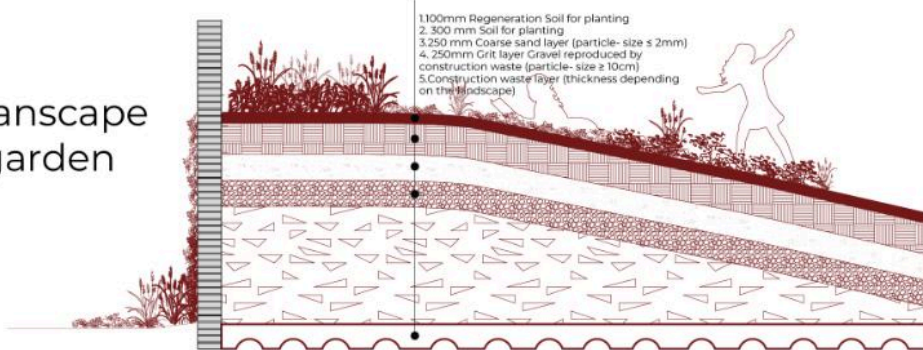


recycled terrazzo examples by Viamaterial and Reynchemie



Flooring in the circulation spaces

Landfill creating lanscape (hills) in the ruingarden





conditions

Possible sourcing of used material
Gluelam beams and columns
Timber Flooring



Växjö, Sweden



Krone
Aabybro, Denmark



Metsä
Espoo, Finland



Setra
Solna, Sweden



bARK
TIMBER FACADE SYSTEM
Hultsfred, Sweden



Nordic Spruce
from Sweden



Oak from Denmark,
Sweden



Nordic Spruce, Pine from
Finland and Sweden



Nordic Spruce/Pine from
Sweden


material



Original
3-layer solid wood panel



Stained



Kerto LVL -
structural
laminated
veneer



Gluelam



Timber

Gluelam



application



Frontwood Exterior Facade Panels



Triple Glazing windows




Kerto-Ripa floor elements



Timber frame walls (vertical extensions)

Beams and columns



BARK Stick curtain wall system



Rebirth of the material

← Material Storage

← Collection waste materials

→ A way to the new home



