

IDE Master Graduation

Project team, Procedural checks and personal Project brief

This document contains the agreements made between student and supervisory team about the student's IDE Master Graduation Project. This document can also include the involvement of an external organisation, however, it does not cover any legal employment relationship that the student and the client (might) agree upon. Next to that, this document facilitates the required procedural checks. In this document:

- The student defines the team, what he/she is going to do/deliver and how that will come about.
- SSC E&SA (Shared Service Center, Education & Student Affairs) reports on the student's registration and study progress.
- IDE's Board of Examiners confirms if the student is allowed to start the Graduation Project.

! USE ADOBE ACROBAT READER TO OPEN, EDIT AND SAVE THIS DOCUMENT

Download again and reopen in case you tried other software, such as Preview (Mac) or a webbrowser.

STUDENT DATA & MASTER PROGRAMME

Save this form according the format "IDE Master Graduation Project Brief_familyname_firstname_studentnumber_dd-mm-yyyy". Complete all blue parts of the form and include the approved Project Brief in your Graduation Report as Appendix 1 !



family name _____
 initials _____ given name _____
 student number _____
 street & no. _____
 zipcode & city _____
 country _____
 phone _____
 email _____

Your master programme (only select the options that apply to you):

IDE master(s): IPD Dfl SPD

2nd non-IDE master: _____

individual programme: - - - - (give date of approval)

honours programme:

specialisation / annotation:

SUPERVISORY TEAM **

Fill in the required data for the supervisory team members. Please check the instructions on the right !

** chair _____ dept. / section: _____
 ** mentor _____ dept. / section: _____
 2nd mentor _____
 organisation: _____
 city: _____ country: _____

comments
(optional)

 |
 |
 |

! Chair should request the IDE Board of Examiners for approval of a non-IDE mentor, including a motivation letter and c.v..

! Second mentor only applies in case the assignment is hosted by an external organisation.

! Ensure a heterogeneous team. In case you wish to include two team members from the same section, please explain why.

APPROVAL PROJECT BRIEF

To be filled in by the chair of the supervisory team.

chair _____ date ____ - ____ - ____ signature _____

CHECK STUDY PROGRESS

To be filled in by the SSC E&SA (Shared Service Center, Education & Student Affairs), after approval of the project brief by the Chair. The study progress will be checked for a 2nd time just before the green light meeting.

Master electives no. of EC accumulated in total: _____ EC

YES all 1st year master courses passed

Of which, taking the conditional requirements into account, can be part of the exam programme _____ EC

NO missing 1st year master courses are:

List of electives obtained before the third semester without approval of the BoE

name _____ date ____ - ____ - ____ signature _____

FORMAL APPROVAL GRADUATION PROJECT

To be filled in by the Board of Examiners of IDE TU Delft. Please check the supervisory team and study the parts of the brief marked **. Next, please assess, (dis)approve and sign this Project Brief, by using the criteria below.

- Does the project fit within the (MSc)-programme of the student (taking into account, if described, the activities done next to the obligatory MSc specific courses)?
- Is the level of the project challenging enough for a MSc IDE graduating student?
- Is the project expected to be doable within 100 working days/20 weeks ?
- Does the composition of the supervisory team comply with the regulations and fit the assignment ?

Content: APPROVED NOT APPROVED

Procedure: APPROVED NOT APPROVED

comments

name _____ date ____ - ____ - ____ signature _____

_____ project title

Please state the title of your graduation project (above) and the start date and end date (below). Keep the title compact and simple. Do not use abbreviations. The remainder of this document allows you to define and clarify your graduation project.

start date _____ end date _____

INTRODUCTION **

Please describe, the context of your project, and address the main stakeholders (interests) within this context in a concise yet complete manner. Who are involved, what do they value and how do they currently operate within the given context? What are the main opportunities and limitations you are currently aware of (cultural- and social norms, resources (time, money,...), technology, ...).

space available for images / figures on next page

introduction (continued): space for images

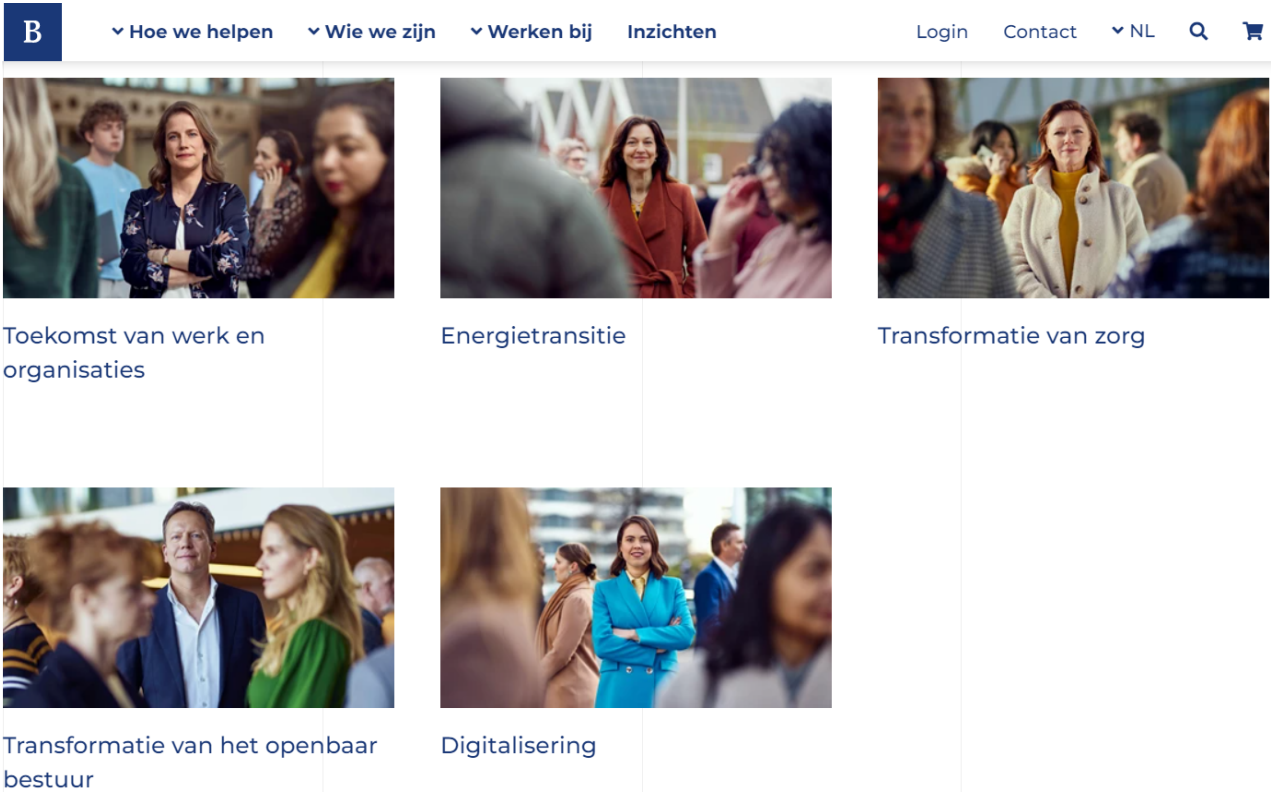


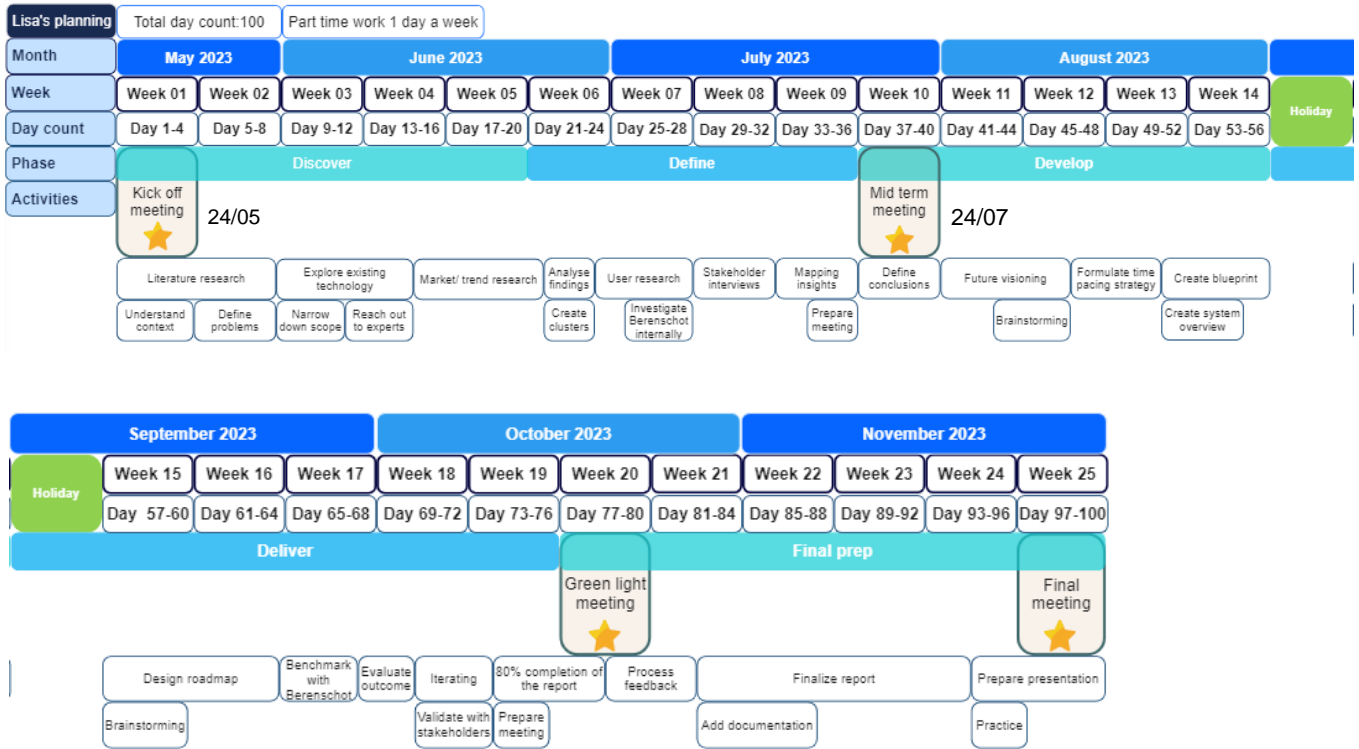
image / figure 1: The themes within Berenshot



PLANNING AND APPROACH **

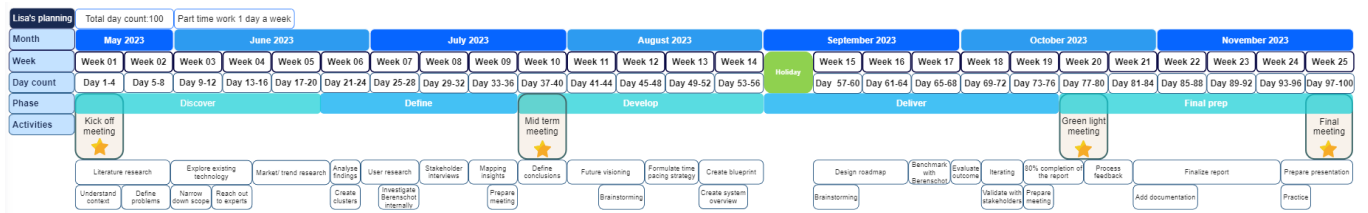
Include a Gantt Chart (replace the example below - more examples can be found in Manual 2) that shows the different phases of your project, deliverables you have in mind, meetings, and how you plan to spend your time. Please note that all activities should fit within the given net time of 30 EC = 20 full time weeks or 100 working days, and your planning should include a kick-off meeting, mid-term meeting, green light meeting and graduation ceremony. Illustrate your Gantt Chart by, for instance, explaining your approach, and please indicate periods of part-time activities and/or periods of not spending time on your graduation project, if any, for instance because of holidays or parallel activities.

start date 24-05-2023 30-11-2023 end date



For the design method during my graduation project, I am going to use the double diamond technique. The double diamond method provides an overview of several phases of the design process and provides me with a framework for balancing the tasks throughout the project.

The planning contains one week of holiday in the first week of September, 4 days a week on the graduation project and working 1 day a week part-time, over a time span of 25 weeks.



MOTIVATION AND PERSONAL AMBITIONS

Explain why you set up this project, what competences you want to prove and learn. For example: acquired competences from your MSc programme, the elective semester, extra-curricular activities (etc.) and point out the competences you have yet developed. Optionally, describe which personal learning ambitions you explicitly want to address in this project, on top of the learning objectives of the Graduation Project, such as: in depth knowledge a on specific subject, broadening your competences or experimenting with a specific tool and/or methodology, Stick to no more than five ambitions.

Vertical dashed line on the left side of the page.

FINAL COMMENTS

In case your project brief needs final comments, please add any information you think is relevant.

Vertical dashed line on the left side of the page.