

## Takagi–Sugeno fuzzy payload estimation and adaptive control

Beyhan, Selami; Sarabi, Farnaz Eghbal; Lendek, Zsofia; Babuška, Robert

**DOI**

[10.1016/j.ifacol.2017.08.150](https://doi.org/10.1016/j.ifacol.2017.08.150)

**Publication date**

2017

**Document Version**

Final published version

**Published in**

IFAC-PapersOnLine

**Citation (APA)**

Beyhan, S., Sarabi, F. E., Lendek, Z., & Babuška, R. (2017). Takagi–Sugeno fuzzy payload estimation and adaptive control. *IFAC-PapersOnLine*, 50(1), 844-849. <https://doi.org/10.1016/j.ifacol.2017.08.150>

**Important note**

To cite this publication, please use the final published version (if applicable). Please check the document version above.

**Copyright**

Other than for strictly personal use, it is not permitted to download, forward or distribute the text or part of it, without the consent of the author(s) and/or copyright holder(s), unless the work is under an open content license such as Creative Commons.

**Takedown policy**

Please contact us and provide details if you believe this document breaches copyrights. We will remove access to the work immediately and investigate your claim.

# Takagi–Sugeno Fuzzy Payload Estimation and Adaptive Control

Selami Beyhan\* Farnaz Eghbal Sarabi\*\* Zsófia Lendek\*\*\*  
Robert Babuška\*\*

\* *Department of Electrical and Electronics Engineering, Pamukkale University, Kinikli Campus, 20070 Denizli, Turkey, sbeyhan@pau.edu.tr*

\*\* *Delft Center for Systems and Control, Delft University of Technology, Delft, The Netherlands, r.babuska@tudelft.nl*

\*\*\* *Department of Automation, Technical University of Cluj-Napoca, Memorandumului nr. 28, 400114 Cluj-Napoca, Romania, zsofia.lendek@aut.utcluj.ro*

---

**Abstract:** In this paper, a novel adaptive Takagi-Sugeno (TS) fuzzy observer-based controller is proposed. The closed-loop stability and the boundedness of all the signals are proven by Lyapunov stability analysis. The proposed controller is applied to a flexible-transmission experimental setup. The performance for constant payload in the presence of noisy measurements is compared to a controller based on a classical extended Luenberger observer. Simulation and real-time results show that the proposed observer-based feedback controller provides accurate position tracking under constant and varying payloads.

© 2017, IFAC (International Federation of Automatic Control) Hosting by Elsevier Ltd. All rights reserved.

*Keywords:* TS fuzzy modeling, adaptive payload estimation, flexible-transmission system, observer-based control, stability.

---

## 1. INTRODUCTION

Robust control is essential for current industrial automation systems and will become even more important in applications like robotics, where future robots will be adopted for tasks in unstructured environments. In such settings, control algorithms will have to deal with a large degree of uncertainty and unexpected disturbances, which can lead to reduced performance and even to instability. Variable payload causes uncertainty in the dynamics and consequently the deterioration of performance. In this paper, we address the design of an observer that estimates the payload mass and so it enables the controller to perform adequately even under large variations of the payload.

Many methods have been proposed for the control of robotic manipulators and similar mechatronic systems. However, most of them assume constant payload and there are only a few techniques addressing the case of varying payload. They can be classified into three broad groups: adaptive controllers (Jin, 1998; Chien and Huang, 2007; Wai and Yang, 2008; Hashemi et al., 2012; Li et al., 2013), robust control methods (Su and Leung, 1993; Rojko and Jezernik, 2004; Liang et al., 2008; Pi and Wang, 2011; Corradini et al., 2012) and observer-based controllers (Leahy et al., 1991; Nho and Meckl, 2003; Savia and Koivo,

2004). In adaptive control, the uncertainty in the system is addressed through online adjustment of the control parameters. A common drawback of all adaptive schemes is that when fast variations in the system dynamics occur, the convergence of the controlled variable to the reference signal is slow. In robust control, the uncertainty caused by the payload variation is compensated by a suitable choice of fixed control parameters. This always involves a tradeoff between robustness and performance. Observer-based approaches employ payload estimators, typically based on nonlinear models, such as fuzzy systems or neural networks (Leahy et al., 1991; Nho and Meckl, 2003; Savia and Koivo, 2004; Abiko and Yoshida, 2004), trained offline using measurement data. Once the payload mass is accurately estimated, standard control methods can be applied that make use of this estimate.

In this paper, we propose a novel nonlinear observer for the simultaneous velocity and payload estimation. We prove that under specific conditions, the estimates converge exponentially to the true velocity and payload. Observer-based output-feedback controller is employed. Compared to results from the literature, the proposed observer-based control scheme has the following advantages, which also constitute the main contributions of our paper: (i) the use of the mechanistic plant model for estimation, without the need to train a model through experiments; (ii) velocity measurements are not needed for payload estimation; (iii) exponentially stable adaptive velocity and payload estimation; (iv) estimation of the payload connected to the drive via a flexible link. The effectiveness of the

---

<sup>1</sup> This work was partially supported by a grant of the Romanian National Authority for Scientific Research and Innovation, CNCS – UEFISCDI, project number PN-II-RU-TE-2014-4-0942, contract number 88/01.10.2015.

control scheme is demonstrated using real-time control experiments with a lab-scale flexible-transmission system.

The rest of the paper is organized as follows. Takagi-Sugeno fuzzy modeling and observer design are explained in Section 2.1. Feedback linearizing control for the estimated system is described in Section 2.2 and experimental results are provided in Section 3. Section 4 concludes the paper.

## 2. METHODS

### 2.1 Takagi-Sugeno Fuzzy Observer Design

A large class of nonlinear systems can be exactly represented by Takagi-Sugeno (TS) fuzzy models (Takagi and Sugeno, 1985) on a compact subset of the state-space. Several types of observers have been developed for TS fuzzy systems, among which fuzzy Thau-Luenberger observers (Tanaka et al., 1998; Tanaka and Wang, 1997), reduced-order observers (Bergsten et al., 2001), (Bergsten et al., 2002), and sliding-mode observers (Palm and Bergsten, 2000). Most design methods for TS observers rely on solving a linear matrix inequality (LMI) feasibility problem.

In order to design a TS fuzzy observer, the nonlinear system model must first be transformed to a TS fuzzy model by using the sector nonlinearity approach (Ohtake et al., 2001). Scheduling variables  $z_j \in [z_{\min}^j, z_{\max}^j]$ ,  $j = 1, 2, \dots, p$  are chosen as the variables that appear in the nonlinearities of the system model. Then, for each  $z_j$ , two membership (weighting) functions are constructed:

$$h_1(z_j) = \frac{z_{\max}^j - z}{z_{\max}^j - z_{\min}^j}, \quad h_2(z_j) = 1 - h_1(z_j), \quad (1)$$

with  $h_1, h_2 \in [0, 1]$  and  $h_1(z_j) + h_2(z_j) = 1$ . Note that the following equation holds:  $z_j = h_1(z_j)z_{\min}^j + h_2(z_j)z_{\max}^j$ . Consequently, the TS fuzzy system consists of  $M = 2^p$  rules. The degree of fulfillment of each rule is computed as the product of the membership functions in the antecedent of that rule, i.e.,  $h_i(z) = \prod_{j=1}^p h_i(z_j)$ , where  $h_i(z_j)$  is either  $h_1(z_j)$  or  $h_2(z_j)$ , depending on which weighting function is used in the rule. This approach yields an exact representation of the nonlinear model in the following form:

$$\begin{aligned} \dot{\mathbf{x}} &= \sum_{i=1}^M h_i(z) (\mathbf{A}_i \mathbf{x} + \mathbf{B}_i \mathbf{u} + \mathbf{a}_i) \\ \mathbf{y} &= \mathbf{C} \mathbf{x} \end{aligned} \quad (2)$$

where  $\mathbf{x}$  is the state,  $\mathbf{y}$  the output, and  $\mathbf{u}$  the control input. The constant matrices and vectors  $\mathbf{A}_i$ ,  $\mathbf{B}_i$ ,  $\mathbf{C}$ , and  $\mathbf{a}_i$  are constructed by substituting the elements corresponding to the weighting function used in rule  $i$  into the nonlinear system matrix and vector functions. In the sequel, we assume that  $z$  is measured.

For the above TS model, the Thau-Luenberger fuzzy observer (Palm and Driankov, 1999) can be derived (Oudghiri et al., 2007; Herrera et al., 2007; Lendek et al., 2010) in the following form:

$$\begin{aligned} \dot{\hat{\mathbf{x}}} &= \sum_{i=1}^M h_i(z) (\mathbf{A}_i \hat{\mathbf{x}} + \mathbf{B}_i u + \mathbf{a}_i + \mathbf{L}_i (\mathbf{y} - \hat{\mathbf{y}})), \\ \hat{\mathbf{y}} &= \mathbf{C} \hat{\mathbf{x}}. \end{aligned} \quad (3)$$

where  $\mathbf{L}_i$  are the observer gains. The pairs  $(\mathbf{A}_i, \mathbf{C})$  are assumed to be observable. The purpose of the observer is to estimate the real states of (2), which is achieved if the error dynamics  $\dot{\hat{\mathbf{e}}} = \dot{\mathbf{x}} - \dot{\hat{\mathbf{x}}}$  are asymptotically stable. The error dynamics can be written as

$$\dot{\hat{\mathbf{e}}} = \sum_{i=1}^M h_i(z) (\mathbf{A}_i - \mathbf{L}_i \mathbf{C}) \hat{\mathbf{e}} \quad (4)$$

Stability conditions for (4) are derived by using the quadratic Lyapunov function  $V = \hat{\mathbf{e}}^T \mathbf{P} \hat{\mathbf{e}}$ .

**Theorem 1:** (Tanaka et al., 1998) The error dynamics (4) are asymptotically stable, if there exists a common  $\mathbf{P} = \mathbf{P}^T > 0$  such that

$$\mathbf{P}(\mathbf{A}_i - \mathbf{L}_i \mathbf{C}) + (\mathbf{P}(\mathbf{A}_i - \mathbf{L}_i \mathbf{C}))^T < 0 \quad (5)$$

$$i = 1, \dots, M$$

**Remark:** With the change of variables  $M_i = \mathbf{P} \mathbf{L}_i$ ,  $i = 1, \dots, M$ , (5) is transformed into

$$(\mathbf{P} \mathbf{A}_i - M_i \mathbf{C}) + (\mathbf{P} \mathbf{A}_i - M_i \mathbf{C})^T < 0 \quad (6)$$

$$i = 1, \dots, M$$

which is a linear matrix inequality that can be solved by convex optimization methods (e.g., using Matlab's *Robust control* toolbox).

The error dynamics of the TS observer (4) can be designed with a desired convergence rate  $\alpha$  by using Theorem 2.

**Theorem 2:** (Tanaka et al., 1998) The convergence rate of the error dynamics (4) is at least  $\alpha > 0$ , if there exists a common  $\mathbf{P} = \mathbf{P}^T > 0$  such that

$$\mathbf{P}(\mathbf{A}_i - \mathbf{L}_i \mathbf{C}) + (\mathbf{P}(\mathbf{A}_i - \mathbf{L}_i \mathbf{C}))^T + 2\alpha \mathbf{P} < 0 \quad (7)$$

$$i = 1, \dots, M$$

Similarly to Theorem 1, LMIs can be obtained using the change of variables  $M_i = \mathbf{P} \mathbf{L}_i$ ,  $i = 1, \dots, M$ .

### 2.2 Observer-based feedback-linearizing control

Consider an  $n$ th order SISO nonlinear dynamic system of the form

$$\begin{aligned} x^{(n)} &= f(\chi) + g(\chi)u, \\ y &= x, \end{aligned} \quad (8)$$

where  $\chi = \begin{bmatrix} \mathbf{x} \\ \Theta \end{bmatrix}$  is an augmented state vector consisting of the states  $\mathbf{x} = [x, \dot{x}, \dots, x^{(n-1)}]^T \in \mathbb{R}^{n \times 1}$  and parameter vector  $\Theta$ ,  $f$  and  $g$  are nonlinear bounded functions,  $u, y \in \mathbb{R}$  are the control input and system output, respectively.

The aim of the controller is to generate an appropriate control signal such that the system follows a given bounded reference  $y_r$ . The tracking error is defined as  $e = y_r - y$ , and together with its  $n - 1$  derivatives it forms the vector  $\mathbf{e} = [e, \dot{e}, \dots, e^{(n-1)}]$ . The feedback linearizing controller (Slotine and Li, 1991) is defined so that it cancels the nonlinearity of the system (8):

$$u = \frac{1}{g(\chi)} [-f(\chi) + y_r^{(n)} + \boldsymbol{\lambda}^T \mathbf{e}]. \quad (9)$$

Function  $g(\chi)$  in (8) is assumed to be  $g(\chi) \neq 0$  for  $\forall \chi \in U_c$ , where  $U_c$  denotes the controllability region. By substituting (9) into (8) we obtain the closed-loop system governed by

$$e^{(n)} + \lambda_1 e^{(n-1)} + \dots + \lambda_n e = 0 \quad (10)$$

with the constants  $\lambda_i$ ,  $i = 1, 2, \dots, n$  appropriately chosen such that the roots of the polynomial  $s^n + \lambda_1 s^{(n-1)} + \dots + \lambda_n = 0$  are in the open left-half of the complex plane. This implies that  $\lim_{t \rightarrow \infty} e(t) = 0$ , which means that the output converges asymptotically to the desired reference.

For the feedback linearizing control based on the estimated states, the control law is written as

$$u = \frac{1}{g(\hat{\chi})} [-f(\hat{\chi}) + y_r^{(n)} + \boldsymbol{\lambda}^T \mathbf{e}]. \quad (11)$$

By substituting (11) into (8), we obtain the error dynamics

$$\dot{\hat{\mathbf{e}}} = \mathbf{A}\hat{\mathbf{e}} + \mathbf{B}\delta + \bar{\mathbf{A}}\hat{\mathbf{e}} \quad (12)$$

with  $\delta$  defined as  $\delta = f(\hat{\chi}) - f(\chi) + (g(\hat{\chi}) - g(\chi))u$ ,  $\hat{\mathbf{e}} = \chi - \hat{\chi}$  the state estimation error, and  $\mathbf{A} \in \mathbb{R}^{n \times n}$ ,  $\mathbf{B} \in \mathbb{R}^{n \times 1}$ ,  $\bar{\mathbf{A}} \in \mathbb{R}^{n \times n}$  defined as

$$\mathbf{A} = \begin{bmatrix} 0 & 1 & 0 & 0 & \dots & 0 & 0 \\ 0 & 0 & 1 & 0 & \dots & 0 & 0 \\ \dots & \dots & \dots & \dots & \dots & \dots & \dots \\ 0 & 0 & 0 & 0 & \dots & 0 & 1 \\ -\lambda_n & -\lambda_{n-1} & \dots & \dots & \dots & \dots & -\lambda_1 \end{bmatrix} \quad (13)$$

$$\bar{\mathbf{A}} = \begin{bmatrix} \lambda_1 & 0 & \dots & 0 \\ 0 & \lambda_2 & \dots & 0 \\ \dots & \dots & \dots & \dots \\ 0 & 0 & \dots & \lambda_n \end{bmatrix} \quad \mathbf{B} = \begin{bmatrix} 0 \\ 0 \\ \vdots \\ 1 \end{bmatrix}.$$

Since the input signal is bounded,  $f(\chi)$  and  $g(\chi)$  are defined on a compact set and are smooth,  $\delta$  can be bounded as follows

$$\delta = f(\hat{\chi}) - f(\chi) + (g(\hat{\chi}) - g(\chi))u = \bar{\Delta}^T \hat{\mathbf{e}} \quad (14)$$

with  $\|\bar{\Delta}\| \leq \rho$

for some  $\rho > 0$ . The error dynamics can then be written as

$$\dot{\hat{\mathbf{e}}} = \mathbf{A}\hat{\mathbf{e}} + \bar{\mathbf{B}}\hat{\mathbf{e}} \quad (15)$$

where  $\bar{\mathbf{B}} = \mathbf{B}\bar{\Delta} + \bar{\mathbf{A}}$  and  $\|\bar{\mathbf{B}}\| \leq \nu$  for some  $\nu > 0$ .

**Theorem 3:** The nonlinear system (8) is asymptotically stabilized by the control law (11) under Assumption 1, if there exist  $\mathbf{P}_1 = \mathbf{P}_1^T > 0$ ,  $\mathbf{P}_2 = \mathbf{P}_2^T > 0$ ,  $\mathbf{Q}_1 = \mathbf{Q}_1^T > 0$  and  $\mathbf{L}_i$ ,  $i = 1, \dots, M$ , such that

$$\begin{aligned} & \mathbf{P}_2(\mathbf{A}_i - \mathbf{L}_i\mathbf{C}) + (\mathbf{P}_2(\mathbf{A}_i - \mathbf{L}_i\mathbf{C}))^T \\ & \quad + 2\alpha\mathbf{P}_2 + \nu^2\mathbf{I}_n < 0 \\ & \quad \begin{pmatrix} \mathbf{Q}_1 & \mathbf{P}_1 \\ \mathbf{P}_1 & 2\mathbf{I}_n \end{pmatrix} > 0 \\ & \quad \mathbf{A}^T\mathbf{P}_1 + \mathbf{P}_1\mathbf{A} < -\mathbf{Q}_1. \end{aligned} \quad (16)$$

$\alpha > 0$ ,  $\nu > 0$ , and  $\mathbf{I}_n$  is the  $n \times n$  identity matrix.

**Proof:** The Lyapunov function is chosen as

$$V = \frac{1}{2}\mathbf{e}^T\mathbf{P}_1\mathbf{e} + \frac{1}{2}\hat{\mathbf{e}}^T\mathbf{P}_2\hat{\mathbf{e}} \quad (17)$$

where  $\mathbf{e}$  and  $\hat{\mathbf{e}}$  are the tracking and estimation error vectors and  $\mathbf{P}_1, \mathbf{Q}_1 \in \mathbb{R}^{n \times n}$  and  $\mathbf{A}$  in (13) satisfy

$$\mathbf{A}^T\mathbf{P}_1 + \mathbf{P}_1\mathbf{A} < -\mathbf{Q}_1. \quad (18)$$

Using (12)-(18) and the completion of squares  $X^TY + Y^TX \leq X^TX + Y^TY$ , the derivative of the Lyapunov function is obtained as

$$\begin{aligned} \dot{V} &= \frac{1}{2}\dot{\mathbf{e}}^T\mathbf{P}_1\mathbf{e} + \frac{1}{2}\mathbf{e}^T\mathbf{P}_1\dot{\mathbf{e}} + \frac{1}{2}\dot{\hat{\mathbf{e}}}^T\mathbf{P}_2\hat{\mathbf{e}} + \frac{1}{2}\hat{\mathbf{e}}^T\mathbf{P}_2\dot{\hat{\mathbf{e}}} \\ &\leq -\mathbf{e}^T\mathbf{Q}_1\mathbf{e} + \frac{1}{2}(\mathbf{e}^T\mathbf{P}_1\bar{\mathbf{B}}\hat{\mathbf{e}} + \hat{\mathbf{e}}^T\bar{\mathbf{B}}^T\mathbf{P}_1\mathbf{e}) + \\ &\quad \sum_{i=1}^M \frac{1}{2}\omega_i(z)(\hat{\mathbf{e}}^T[\mathbf{P}_2(\mathbf{A}_i - \mathbf{L}_i\mathbf{C})]\hat{\mathbf{e}} + \\ &\quad \hat{\mathbf{e}}^T[(\mathbf{A}_i - \mathbf{L}_i\mathbf{C})^T\mathbf{P}_2]\hat{\mathbf{e}}) \\ &\leq -\mathbf{e}^T\mathbf{Q}_1\mathbf{e} + \frac{1}{2}\mathbf{e}^T\mathbf{P}_1^T\mathbf{P}_1\mathbf{e} + \frac{1}{2}\hat{\mathbf{e}}^T\bar{\mathbf{B}}^T\bar{\mathbf{B}}\hat{\mathbf{e}} + \\ &\quad \sum_{i=1}^M \omega_i(z)\hat{\mathbf{e}}^T[\mathbf{P}_2(\mathbf{A}_i - \mathbf{L}_i\mathbf{C})]\hat{\mathbf{e}} \\ &\leq -\mathbf{e}^T(\mathbf{Q}_1 - \frac{1}{2}\mathbf{P}_1^T\mathbf{P}_1)\mathbf{e} + \\ &\quad \sum_{i=1}^M \omega_i(z)\hat{\mathbf{e}}^T[\mathbf{P}_2(\mathbf{A}_i - \mathbf{L}_i\mathbf{C}) + \frac{1}{2}\nu^2\mathbf{I}_n]\hat{\mathbf{e}} \end{aligned} \quad (19)$$

Given that (16) holds, the terms in the final inequality are always negative definite, meaning that the closed-loop control system is asymptotically stable.

### 3. REAL-TIME CONTROL OF A FLEXIBLE-TRANSMISSION SYSTEM

The flexible transmission system, shown in Figure 1, is controlled to illustrate the real-time performance of the observer-based controller under varying payload.




Fig. 1. Flexible-link system. On the left is the driving motor and on the right the payload.

A DC motor drives a disk, which is connected by an elastic belt to another disk with a payload. Due to the low stiffness of the belt, the tracking of the payload is very difficult compared to a rigid manipulator. The belt stretches when moving the payload, which makes the system difficult to control. The complete model of the system, shown in Figure 1, is

$$\begin{aligned} \ddot{\alpha} &= \frac{-K^2 - bR}{RJ}\dot{\alpha} - \frac{k}{J}(\alpha - \beta) + \frac{K}{RJ}u, \\ \ddot{\beta} &= \frac{k}{J}(\alpha - \beta) + m\frac{gL}{J}\sin(\beta), \\ \dot{m} &= 0. \end{aligned} \quad (20)$$

with  $\alpha$  the angle of the motor,  $\dot{\alpha}$  the angular velocity of the motor,  $\beta$  the angle of the payload,  $\dot{\beta}$  the angular velocity of the payload, and  $m$  the unknown payload. The definitions of the constants in (20) and their approximate values are given in Table 1. The TS observer is constructed by using  $\alpha$

and  $\beta$  as measurements, while  $\dot{\beta}$  and  $m$  are to be estimated. The flexible system can be made feedback linearizable via a simple nonlinear coordinate transformation (Spong and Vidyasagar, 1989) as follows.

$$\begin{aligned} \dot{\chi}_1 &= \chi_2, \\ \dot{\chi}_2 &= \chi_3, \\ \dot{\chi}_3 &= \chi_4, \\ \dot{\chi}_4 &= \psi(\chi) + \phi u, \end{aligned} \tag{21}$$

with

$$\begin{aligned} \psi(\chi) &= -\frac{mgL}{J}\sin(\chi_1)\left[\chi_2^2 + \frac{k}{J} + \frac{mgL}{J}\cos(\chi_1)\right] + \\ &\frac{k}{J}(\chi_3 - \chi_1)\left[\frac{mgL}{J}\cos(\chi_1) - \frac{2k}{J}\right] \\ &+ \frac{-K^2 - bR}{RJ}\chi_2 + \frac{k^2}{J^2R}u, \end{aligned} \tag{22}$$

and

$$\phi = \frac{k^2}{J^2R}. \tag{23}$$

The new state variables correspond to the payload angle, velocity, acceleration and jerk, respectively. The control law is chosen as

$$u = \frac{1}{\phi}(-\psi(\chi) + \xi) \tag{24}$$

where  $\xi = \dot{\chi}_4^* + \lambda_1(\chi_1^* - \chi_1) + \lambda_2(\chi_2^* - \chi_2) + \lambda_3(\chi_3^* - \chi_3) + \lambda_4(\chi_4^* - \chi_4)$ . Using the control input and the tracking error vector  $\mathbf{e} = \chi^* - \chi$ , the error dynamics can be derived as in (12).

Table 1. Parameters of the flexible link

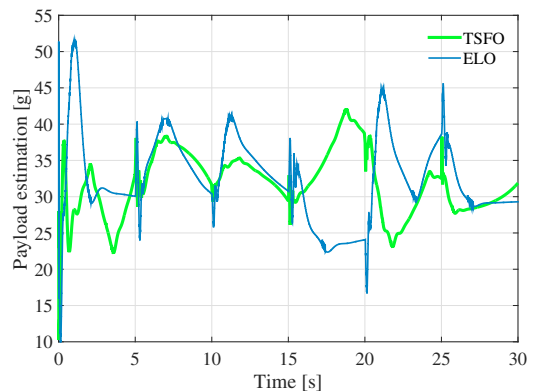
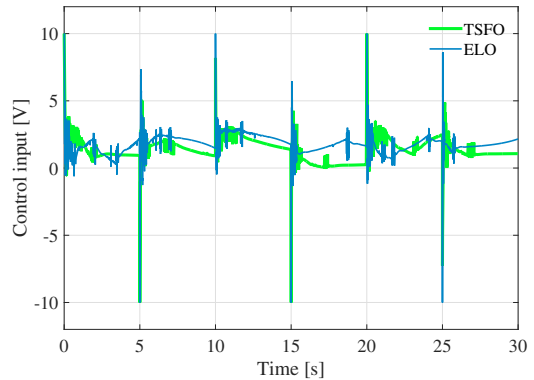
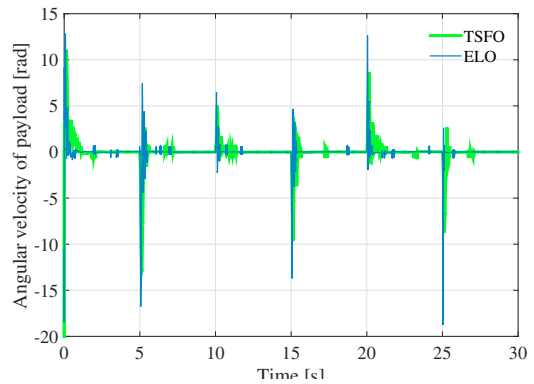
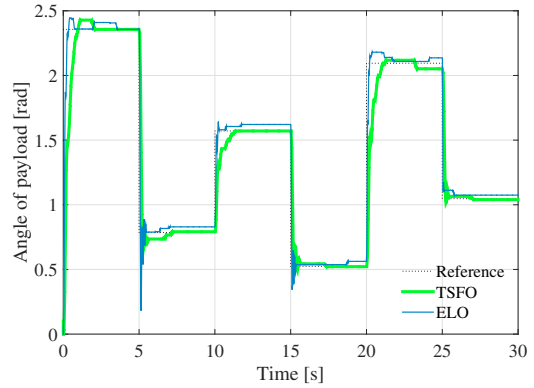
Parameter	Value	
K	Back EMF constant	0.0536 N m/A
b	Mechanical damping	$3 \times 10^{-6}$ kg/s
R	Electric resistance	9.5
J	Rotor moment of inertia	$1.91 \times 10^{-4}$ kg m <sup>2</sup>
k	Belt stiffness	$5 \times 10^{-3}$ N/m <sup>2</sup>
g	Gravitational acceleration	9.81 m/s <sup>2</sup>
L	Payload distance to center of disk	0.042 m

*Constant Payload Case.* The angle of the constant unknown payload is controlled to desired reference angles. We have designed conventional augmented-Luenberger observer-based controller (ELFC) and the proposed TS fuzzy observer-based controller (TSFC). Using equations (16) and (21), and the parameters in Table 1, the feedback linearizing control parameters are determined as  $\lambda_1 = 50$ ,  $\lambda_2 = 15$ ,  $\lambda_3 = 300$ , and  $\lambda_4 = 40$ , respectively.

Table 2. Obtained performances.

Control Method	IAE	IAU
TSFC	1.587	42.452
ELFC	2.281	54.792

Figure 2(a) shows the real-time tracking results of a 30 gram payload. Using TSFC, the payload can be positioned in two seconds with steady-state tracking error less than 0.01 radians. The ELFC provides faster transient response, but with larger steady-state errors. Note that in both approaches, the control accuracy depends on the velocity and payload estimation. The estimated velocities for TSFC and ELFC are shown in Figure 2(b). When the reference changes, the velocity estimated by the ELFC is much



(d) Payload estimates

Fig. 2. Constant-payload case real-time control.

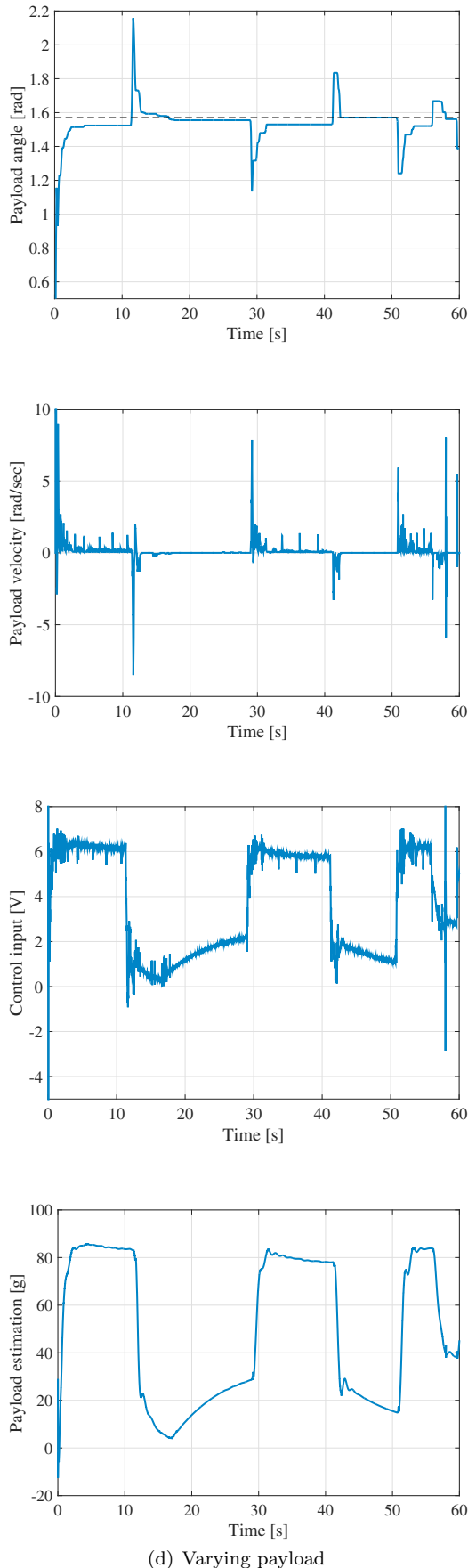


Fig. 3. Varying-payload case real-time control.

larger. The control voltage for the two cases is shown in Figure 2(c). Finally, Figure 2(d) presents the estimated payload. When the reference changes, the estimate of the payload has errors which influence the tracking. Table 2 presents two comparison results for this experiment. The first criterion is the integral of absolute tracking error ( $IAE = \int_0^T |e|dt$ ) and second one is the integral of the required absolute control effort ( $IAU = \int_0^T |u|dt$ ). For both criteria, TSFC provides better experimental results.

*Varying Payload Case.* The transmission system is physically not suitable to pick and place different payloads. Therefore, to be able to show the estimation of different payloads, a constant payload is tracked to the reference  $\frac{\pi}{2}$ , then different payloads are hung up on the opposite side to change the payload value. We use 10, 30 and 68 grams payloads for testing the system. The 68 gram payload is tracked to the constant reference by the controller while other payloads are used to reduce 68 gram payload randomly in time. Due not being able to provide fair comparisons for this experiment, no comparisons are made on the controllers.

The varying payload is presented in Figure 3(d). Although the payload was changed by hand randomly, the proposed TSFC controls the angle of the payload to be held in  $\frac{\pi}{2}$  by producing the required control effort given in Figure 3(c). In less than two seconds after the change of the payload the tracking error is reduced to small values. In Figure 3(a) and Figure 3(b), respectively, the reference tracking of varying payloads and estimated velocities are shown.

#### 4. CONCLUSION

In this paper, a novel TS fuzzy observer-based feedback linearizing controller was introduced for nonlinear SISO systems. The proposed controller was applied to a flexible mechanical transmission system. In the observer-based control, payload and velocity estimates were used and accurate position tracking results have been obtained. The proposed observer-based controller was compared to an output feedback controller based on an extended Luenberger observer and better estimation and control results have been obtained illustrated by the experiments, the proposed observer-based controller is also robust with respect to varying payload and noisy measurements. The proposed observer can also be applied to the general fault estimation of industrial processes.

#### REFERENCES

- Abiko, S. and Yoshida, K. (2004). On-line parameter identification of a payload handled by flexible based manipulator. In *Proceedings of the International Conference on Intelligent Robots and Systems*, volume 3, 2930–2935. Sendai, Japan.
- Bergsten, P., Palm, R., and Driankov, D. (2001). Fuzzy observers. In *The 10th IEEE International Conference on Fuzzy Systems*, volume 2, 700–703. The University of Melbourne, Australia.
- Bergsten, P., Palm, R., and Driankov, D. (2002). Observers for Takagi-Sugeno fuzzy systems. *IEEE Transactions on Systems, Man, and Cybernetics, Part B: Cybernetics*, 32(1), 114–121.



- Chien, M.C. and Huang, A.C. (2007). Adaptive control for flexible-joint electrically driven robot with time-varying uncertainties. *Industrial Electronics, IEEE Transactions on*, 54(2), 1032–1038.
- Corradini, M.L., Fossi, V., Giantomassi, A., Ippoliti, G., Longhi, S., and Orlando, G. (2012). Discrete time sliding-mode control of robotic manipulators: Development and experimental validation. *Control Engineering Practice*, 20(8), 816–822.
- Hashemi, S.M., Abbas, H.S., and Werner, H. (2012). Low-complexity linear parameter-varying modeling and control of a robotic manipulator. *Control Engineering Practice*, 20(3), 248–257.
- Herrera, E., Castillo, B., Ramirez, J., and Ferreira, E.C. (2007). Exact fuzzy observer for a baker's yeast fed-batch fermentation process. In *IEEE International Fuzzy Systems Conference FUZZ-IEEE 2007*, 1–6. London, England.
- Jin, Y. (1998). Decentralized adaptive fuzzy control of robot manipulators. *IEEE Transactions on Systems, Man and Cybernetics-Part B: Cybernetics*, 28(1), 47–57.
- Leahy, M., Johnson, M., and Rogers, S. (1991). Neural network payload estimation for adaptive robot control. *IEEE Transactions on Neural Networks*, 2(1), 93–100.
- Lendek, Z., Babuška, R., and Schutter, B.D. (2010). Fuzzy models and observers for freeway traffic state tracking. In *American Control Conference*, 2278–2283. Baltimore, MD, USA.
- Li, Y., Tong, S., and Li, T. (2013). Adaptive fuzzy output feedback control for a single-link flexible robot manipulator driven dc motor via backstepping. *Nonlinear Analysis: Real World Applications*, 14(1), 483–494.
- Liang, Y.W., Xu, S.D., Liaw, D.C., and Chen, C.C. (2008). A study of TS model-based SMC scheme with application to robot control. *IEEE Transactions on Industrial Electronics*, 55(11), 3964–3971.
- Nho, H.C. and Meckl, P. (2003). Intelligent feedforward control and payload estimation for a two-link robotic manipulator. *IEEE/ASME Transactions on Mechatronics*, 8(2), 277–283.
- Ohtake, H., Tanaka, K., and Wang, H.O. (2001). Fuzzy modeling via sector nonlinearity concept. In *IFSA World Congress and 20th NAFIPS International Conference*, volume 1, 127–132. Vancouver, British Columbia, Canada.
- Oudghiri, M., Chadli, M., and Hajjaji, A.E. (2007). Lateral vehicle velocity estimation using fuzzy sliding mode observer. In *Mediterranean Conference on Decision and Control*, 1–6. Athens, Greece.
- Palm, R. and Bergsten, P. (2000). Sliding mode observer for a Takagi-Sugeno fuzzy system. In *Proc. 9th IEEE International Conference on Fuzzy Systems*, volume 2, 665–670. San Antonio, TX, USA.
- Palm, R. and Driankov, D. (1999). Towards a systematic analysis of fuzzy observers. In *18th International Conference of the North American Fuzzy Information Processing Society*, 179–183. New York, NY, USA.
- Pi, Y. and Wang, X. (2011). Trajectory tracking control of a 6-dof hydraulic parallel robot manipulator with uncertain load disturbances. *Control Engineering Practice*, 19(2), 185–193.
- Rojko, A. and Jezernik, K. (2004). Sliding-mode motion controller with adaptive fuzzy disturbance estimation. *IEEE Transactions on Industrial Electronics*, 51(5), 963–971.
- Savia, M. and Koivo, H.N. (2004). Neural-network-based payload determination of a moving loader. *Control Engineering Practice*, 12(5), 555–561.
- Slotine, J. and Li, W. (1991). *Applied Nonlinear Control*. Prentice-Hall Inc.
- Spong, M.W. and Vidyasagar, M. (1989). *Robot Dynamics and Control*. New York: Wiley.
- Su, C.Y. and Leung, T.P. (1993). A sliding mode controller with bound estimation for robot manipulators. *IEEE Transactions on Robotics and Automation*, 9(2), 208–214.
- Takagi, T. and Sugeno, M. (1985). Fuzzy identification of systems and its applications to modeling and control. *IEEE Transactions on Systems Science and Cybernetics*, 15(1), 116–132.
- Tanaka, K. and Wang, H. (1997). Fuzzy regulators and fuzzy observers: a linear matrix inequality approach. In *Proceedings of the 36th IEEE Conference on Decision and Control*, volume 2, 1315–1320. San Diego, California USA.
- Tanaka, K., Ikeda, T., and Wang, H.O. (1998). Fuzzy regulators and fuzzy observers: relaxed stability conditions and LMI-based designs. *IEEE Transactions on Fuzzy Systems*, 6(2), 250–265.
- Wai, R.J. and Yang, Z.W. (2008). Adaptive fuzzy neural network control design via a TS fuzzy model for a robot manipulator including actuator dynamics. *IEEE Transactions On Systems, Man, And Cybernetics-Part B: Cybernetics*, 38(5), 1326–1346.