



Delft University of Technology

## Curtailling invisibility of health and safety risks

Lindhout, Paul; Reniers, G.L.L.M.E.

### DOI

[10.18757/jiss.2022.1.6152](https://doi.org/10.18757/jiss.2022.1.6152)

### Publication date

2022

### Document Version

Final published version

### Published in

Journal of Integrated Security and Safety Science

### Citation (APA)

Lindhout, P., & Reniers, G. L. L. M. E. (2022). Curtailling invisibility of health and safety risks. *Journal of Integrated Security and Safety Science*, 2(1). <https://doi.org/10.18757/jiss.2022.1.6152>

### Important note

To cite this publication, please use the final published version (if applicable). Please check the document version above.

### Copyright

Other than for strictly personal use, it is not permitted to download, forward or distribute the text or part of it, without the consent of the author(s) and/or copyright holder(s), unless the work is under an open content license such as Creative Commons.

### Takedown policy

Please contact us and provide details if you believe this document breaches copyrights. We will remove access to the work immediately and investigate your claim.



# CURTAILING INVISIBILITY OF HEALTH AND SAFETY RISKS

Paul Lindhout <sup>a,b</sup>, Genserik Reniers <sup>b,c,d\*</sup>

a Department of Care Ethics, University of Humanistic Studies, The Netherlands

b Faculty of Applied Economic Sciences and Engineering Management (ENM), University of Antwerp, Belgium

c Safety and Security Science Section, Faculty of Technology, Policy and Management, Delft University of Technology, The Netherlands

d Center for Corporate Sustainability (CEDON), KULeuven, Belgium

\* Genserik Reniers, [G.L.L.M.E.Reniers@tudelft.nl](mailto:G.L.L.M.E.Reniers@tudelft.nl)

Copyright © 2022 Paul Lindhout, Genserik Reniers

This work is published by TU Delft OPEN under the CC-BY 4.0 license. The license means that anyone is free to share (to copy, distribute, and transmit the work), to remix (to adapt the work) if the original authors are given credit

DOI: [10.18757/jjss.2022.1.6152](https://doi.org/10.18757/jjss.2022.1.6152)



## Keywords

Invisibility concept  
Health & safety  
Management  
Situational awareness  
Accident scenario  
Safety culture

## Abstract

Risk control in many areas in society is based on known danger and avoidance of predicted accidents. Between accidents as predicted and accidents as they actually occur, there is a gap however. This gap hides a multitude of relevant safety information which might therefore not be considered in safety management systems, risk inventories and accident scenarios. Hence, it might help to pay attention to the gap of "invisible" phenomena and mechanisms and study the concept of "invisibility". Wondering about the role of invisibility in this respect, the authors explore literature using a scoping review approach, in search of invisibility concepts: ways in which full or partial invisibility exists in a variety of areas relevant to safety. Some 202 of such concepts are found. They can be grouped into 22 frequently found types of invisibility, each capable of hiding relevant safety information. Using a theoretical object-path-observer model, deconstruction of invisibility concepts into their constituting parts, and a proposed systematic combination process, an inventory with many more invisibility concepts can be generated than presently found in literature.

This provides a new tool to search for currently hidden safety information and scenarios in the gap. Several examples of newly generated scenarios are discussed. The methodical limitations of this study make the current results indicative only. Both the 22 most frequently found invisibility types and the generation of new object, path and observer property combinations are recommended for use in safety management practice. Further research is recommended to gather more complete data for justification of an invisibility concepts classification.

---

## RESEARCH HIGHLIGHTS

- Many accidents happen via not previously identified scenarios, this is pointing at a scenario-gap
  - In order to find such scenarios the authors explore ways to assess the contribution of invisibility
  - To this end a method is proposed which is based on known types of invisibility in many areas
  - A new tool is described to search for hitherto invisible safety information and scenarios
  - Insight in how invisibility occurs in safety management practice will improve hazard identification
-

## 1. Introduction

For ages, people have been dreaming about using invisibility to ones own advantage, while at the same time fearing invisible enemies. Some of these thoughts turned out to be not merely a fantasy but real possibilities and hazards. An example of this is the significant underreporting of language problem related accidents (LPRA) (Lindhout, Kingston & Reniers, 2019). It became clear that although this type of accidents is a manifest problem, the world observing this seems to be *turning a blind eye*.

A few notes, taken then with the intention to explore this point of view in relation to safety management, sparked several further studies, a.o. on company *risk appetite* and *assessing the unknown* (Lindhout & Reniers, 2017A), on introducing psychological *nudges* in the process industry (Lindhout & Reniers, 2017B), on structuring *inarticulate experiences* in qualitative health research (Lindhout, Teunissen & Visse, 2020), on an *unknown risk inventory technique* (Lindhout, 2019), and on *systematically reducing unknown risk* (Lindhout, Kingston, Hansen, & Reniers, 2020).

These studies made us aware of the importance for safety experts to focus on the '*scenario gap*', the gap between accidents as predicted and accidents as they actually occur (Lindhout, 2019). The risks, emerging from this gap as unpredicted yet actually happening accident scenarios, are also referred to as '*atypical accident scenarios*' (Paltrinieri et al., 2013-A; 2013-B). Similarly, Krausmann & Necci (2021) discuss extreme outliers among accidents, the so called 'Black swans', and argue that Natech risks (technological accidents triggered by natural hazards), hitherto being considered as unthinkable, or an "Act-of-God", can be reduced, starting from "corporate mindfulness of the risk". Extremely unlikely events also come with high uncertainty levels, in leading to their disposition as residual risks (Taleb, 2010).

In 2020, the results of our study on mapping *pandemic safety management* (Lindhout & Reniers, 2020) underlined the importance of invisible hazards, of awareness of their scenarios, of

prevention and of listening to *weak signals* (Delatour et al., 2013).

In fact there is an ongoing history of scientific publications on risk identification in safety research since World War II. In the 1950s, disasters were assumed to always have some sort of *warning phase* at the beginning of their sequence of events, followed by an *incubation period*. In the 1960s and seventies, organizations' incapability to cope with emergent, unknown and uncertain dangers, led to difficulties to decide which dangers to prioritize for action. These problems were seen as an intelligence failure, meaning a lack of information exchange and insufficient collective awareness of its coherence, causing *failure of foresight* (Turner, 1976). Some 44 years later, an ESReDA (2020) project group pointed at the necessity of *foresight* in safety management and of attention for *early warning signals*. This illustrates the longevity of these problems.

Safety science embraced a range of safety theories, organizational theories, and human behaviour theories in the last 100 years of its history (Swuste et al., 2010; 2014). Currently, human error (Reason, 1990; Williams, 1986; Rasmussen, 1990), technological complexity (Perrow, 1984), complex organizations or systems (Turner, 1976; Hopkins, 1999; LaPorte & Consolini, 1991; Leveson et al., 2009), organizational imperfections, social and ethnographic aspects (Bourrier, 2011) and socio-technical systems (Hollnagel, 2012; Cuel et al., 2016) are all regarded as relevant for safety and for accident causality.

Accident history has shown however, that in spite of ongoing developments in safety thinking (Lindhout, 2019), a category of unforeseen, previously *unrecognized atypical* scenarios remains (Paltrinieri et al., 2013-A; 2013-B). Leveson et al. (2014, p73) conclude: "*the potential for additional approaches should be explored*".

Recently, various new methods for systematic risk inventory and prediction were developed, e.g. better use of recorded accident cases for prediction via risk horoscopes (Bellamy et al., 2015), better use of early warning signals collected from

investigated accidents via the DyPASI technique (Paltrinieri et al., 2013-A), application of systems-theory in hazard analysis to check for new or missing risk factors, e.g. software bugs and human error, via the STAMP/STPA technique (Leveson et al., 2014) and an increased capability to model complex socio-technical systems via the FRAM method (Hollnagel, 2012; Patriarca et al., 2017).

These sources intend to make better use of available risk notions, past events, available signals, identified risks, existing accident data and methods available to safety management. The authors believe the sources describe well proven approaches which will stimulate the thinking during risk assessments. None of them explicitly or pro-actively checks for missing safety information during a risk identification process however.

We argue that it is logical to assume that the unknown, invisible, unlikely, unrealistic, unpredictable, unimaginable, unbelievable, unrecognized, uncertain, unthinkable, impossible, unidentified, newly emerging, inevitable, irreducible and residual risk related scenarios, are all hidden in the *scenario gap*.

Looking at this compilation of terms, extracted from current safety literature, we feel that building “generative” safety cultures in organizations still has many hurdles to overcome. Pro-active searching for hazards should be normal practice for safety engineers. Organizations with little “*risk appetite*” now make conscious decisions to not even attempt to pass some of these hurdles (Gjerdrum and Peter, 2011).

We feel that two of the terms stand out: “*unknown*” and “*invisible*”, since both seem often used as an argument when deciding not to act. Both these terms can - at first glance - appear to be insurmountable obstacles for safety engineers. After we studied the “*unknown*” obstacle and discovered that safety engineers can “*systematically reduce unknown risks*” (Lindhout, 2019; Lindhout et al., 2020), we became convinced that probably all of the extracted terms can be challenged, and can be overcome as an obstacle via new practical tools and techniques to unveil and

prevent accident scenarios hidden in the scenario gap.

The “*invisibility*” obstacle is the subject of this study. Rather than safety engineers claiming that there are no further scenarios to add to an organizations’ risk inventory because they see no reason to do so, they could systematically wonder what could be hidden in the gap because it is invisible to them for some reason. If the many ways in which invisibility can exist are identified, deconstructed and recombined to what we will call existing or new “*invisibility concepts*”, the places which might be hiding something relevant to accident scenarios in an organization will stand out. This tool allows safety engineers to systematically search those places for causes leading to scenarios which are hitherto invisible.

All this made us wonder about a new *invisibility* oriented point of view, extending beyond *turning a blind eye*, and not just settling for shortcomings as they are observed, followed by corrective actions, but also questioning the completeness of such observations. This is in line with a *generative approach* to safety management and a proactive search for hazards (Parker, Lawrie & Hudson, 2006).

The administrative and organisational problems encountered in our LPRA study findings (Lindhout, Kingston, & Reniers, 2019) rather well compare to *invisibility* as it occurs in e.g. physics, biology and military tactics. Besides the physical aspects, the observers’ attitude, situational awareness, prejudice and limitations are likely to play a role. As Turilli & Floridi (2009, p105) describe it, there is also “*a condition of information invisibility*” to be included here. Also LaPorte & Consolini (1991) talk about the challenge to make administrative processes failure free. Bourrier (2011, p.12) underlines the importance of exploring the administrative and engineering processes in complex systems, since “*we depend on these invisible webs of teams, decisions, technology, infrastructures, and yet we know almost nothing about their daily operations.*”

Based on these considerations the authors explore the possibilities of reducing, diminishing, constraining and curtailing *invisibility* since that hides hitherto undiscovered accident scenarios in the scenario gap. The assumption here is that if the ways how invisibility might occur – the invisibility concepts – are known and understood, there are also possibilities to assess whether such ways can hide hitherto not identified accident scenarios, simply because during risk identification activities nothing about such scenarios was visible, observable or noticeable.

Being invisible is appealing to the imagination (Woolley & Brown, 2015). We argue that it is imagination which can help the safety engineer to expose invisible hazards lurking in the scenario gap. Preferably this should be done before those hazards can lead to yet more unpredicted major accidents, rather than leaving companies and society unprotected against uncontrolled risks originating from hazards deemed ‘invisible’. Considering that “unknown risks” aren’t as unknown as one might expect, since they can be approached, analysed and reduced in a systematic way (Lindhout et al., 2020), we wonder whether “invisible hazards” could also be identified, exposed and brought under control in some systematic way. This study departs from the optimistic notion that unsafety almost always shows in one way or another before a major accident occurs.

Especially our earlier studies dealing with unknown risks (Lindhout, 2019) added to our surmise that ‘*concepts on how to achieve invisibility*’ as a subject can be dealt with in much the same way as is being done in other inventory and classification oriented studies. It took quite a while before we could actually start though.

We started to wonder if it would be possible to develop a tool to find causes leading to scenarios currently residing in places where they are invisible due to an *invisibility concept* ‘at work’.

In the beginning of 2021, at home, in lockdown, collectively fighting today’s biggest invisible enemy Covid-19, and eagerly waiting for vaccination, we

decided to further explore ‘*invisibility concepts*’, guided by the following question: *Could - after separation of the realistic wheat from the fantasy chaff - making an inventory of invisibility concepts lead to a meaningful classification and to insight as to how this could contribute to industrial safety management?*

## 2. Methods

The research question is first of all a commitment to make an inventory of ideas how invisibility could be achieved. Ways to select realistic concepts and to characterize their quality in a similar manner must be found next. This requires a model, a definition and suitable appraisal scales, allowing clustering of similar ‘*invisibility concepts*’. To achieve this, data gathering is done via literature search, followed by analysis using meta-synthesis (Cronin et al., 2008; Timulak, 2014; Polit & Beck, 2006).

Because of the generic nature of this study a non-specialized database is most suitable for literature search. Google Scholar and its associated proprietary databases were therefore selected.

This indicates that a scoping review (Smith et al., 2015) approach is needed, using multiple successive searches with progressively refined combinations of search terms to gather potentially relevant sources from a wide variety of areas. A process following the approach of Byrne (2016) and Byrne, Daykin & Coad (2016) is then used to select admissible sources.

### 2.1 Inclusion/exclusion

This research cannot be done in a meaningful way without admitting several non-scientific information sources to this study (Wessels, 1997; Cronin et al., 2008). The generic nature of the subject makes the use of Google Scholar as a general database both practical and suitable since it provides access to multiple other databases.

Any concept of invisibility according to the definition used here can either be put to good use, or be exploited for e.g. unethical, immoral or

criminal activities. Since this is a conscious choice of a user, and technically not part of invisibility concepts, this notion is not further investigated. This means also that in the present study we do not distinguish invisibility concepts by their intended use, e.g. for safety management or for security measures.

## 2.2 Theoretical model

Arguably, the word 'invisibility' is not only saying something about an object that people cannot see. Some part of invisibility is located on the path towards the observer and yet another part resides at the observer. Many psychological observer flaws play a role e.g. prejudice, bias, short-sightedness, lack of focus, being pre-occupied with other things, a lack of questioning attitude, and so on. Also medical issues, psychiatric problems or substance abuse may cause the observer to perceive an object in strange, unexpected ways. The generic situation of 1) an object, 2) a path transferring visual information about it, and 3) an observer, resembles the communication theory setting. This linear

communication model was first published by Claude E. Shannon (1948). There, information flows along a path via sender, transmission and receiver in one direction.

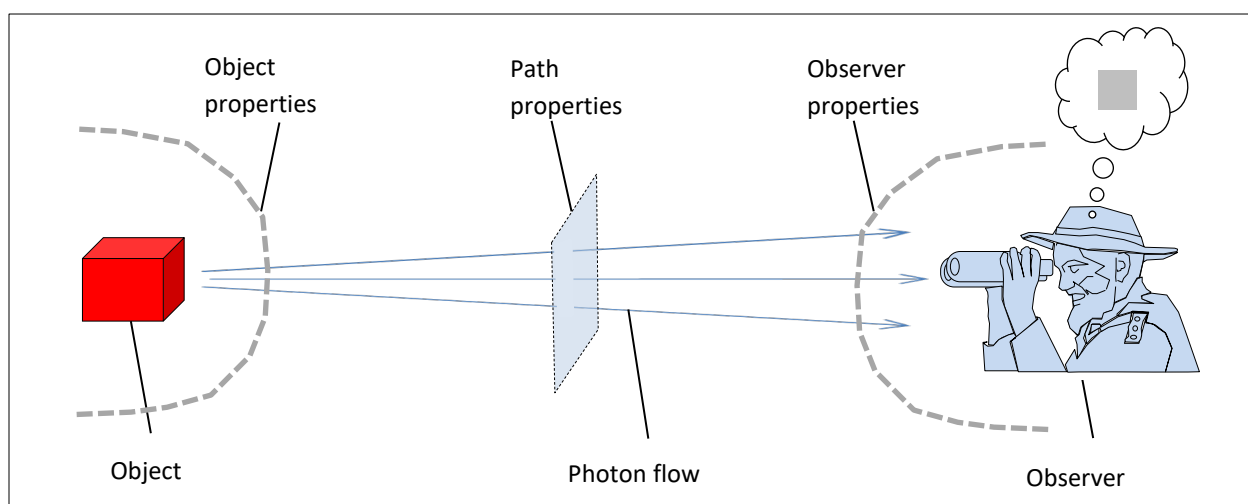
The application of this situational model to *invisibility* leads to three main research aspects: firstly, the properties of the emitting object,

secondly the flaws or interruptions in the transmission path between the object and the observer, and thirdly, the properties of the observer, influenced by e.g. limitations, attitude, prejudice or epistemic injustice (Fricker, 2017; Groot, Haveman & Abma, 2020; Groot & Abma, 2021), see (Figure 1).

*Visibility* implies the presence of a flow of light. Although the human eye is only sensitive to a narrow wavelength band, the visible light between infra-red and ultra-violet, the meaning of *visibility* in practice is often extended to a wider band in the electro-magnetic spectrum. Nowadays, the human eye can be assisted by many kinds of technical means (Font-Casadó, 2017), e.g. infra-red camera, x-ray equipment, telescope, microscope, all processing photons.

Between full visibility and invisibility is poor visibility. Therefore, *invisibility* is not merely a condition of the object not emitting any photons or the result of poor transmission along the path, but is regarded here as a variable degree of failure to observe the object by a fallible observer.

As a measure of performance of an *invisibility concept* the *non-visibility percentage* (NVP) is chosen here. This approach allows *invisibility* to be expressed by e.g. a numerical value, here a percentage, where 0% means fully visible and 100% means completely invisible.



**Figure 1 Design of a theoretical Invisibility Concepts Model (ICM) showing a flawed observation.**

The above leads to the definition of *invisibility* being used here:

*Invisibility is the degree of ineffectiveness of observation of an object, either with the naked human eye or technology assisted.*

Several theoretical and practical issues require attention when aiming for an inventory and classification of invisibility concepts (Cronin et al., 2008; Sanderson & Croft, 1999).

### **A typology of invisibility concepts**

Although dipping a transparent object in an equally transparent liquid with the same refractive index will render the object invisible, this is not the kind of invisibility suggested in “*The invisible man*”. A chemical concept is suggested there, whereas the dipped object is invisible due to a physical, or more specific, an optical effect. Separating concepts by their nature or kind into a typology is at the base of an inventory and classification. This requires simple text analysis to recognize synonyms and group invisibility concepts as they emerge from the findings (Timulak, 2014).

### **Some form of credibility scale to appraise concepts**

Lay information sources indicate many directions to look for invisibility concepts. Seen from an applied physics and engineering background, some directions seem credible, feasible or plausible at first glance, while others immediately appear unrealistic or even impossible.

A simple scale with indicative percentages is used to appraise the credibility of concepts. At the top end of the appraisal scale, representing the most credible ones, is ‘well proven existing concepts’-100%. At the bottom end the most incredible ‘sheer magic’-0% ones will be placed. In between the scale shows ‘rather unlikely’-1%, ‘seems plausible’-10%, ‘possible in theory’-25%, ‘being tested’-50%, and ‘demonstrated principle’-99%, which are appearing in order of increasing credibility and indicative percentages.

### **A performance measure to assess achieved invisibility**

The term ‘invisibility’ will need a rather precise definition since something can be not seen, hardly seen, seen but not recognized, seen but not noticed or seen but creating a false impression. Hence, amazingly, invisibility appears to come in different degrees and qualities. A fundamental choice can be made here between invisibility as a characteristic property of an object, as a path related problem, or as a flaw associated with the observer. Here, invisibility is – like beauty in the eye of the beholder – seen as a result observed by the observer. This makes *ineffectiveness of observation* a suitable measure of invisibility performance as it can be operationalized as a percentage.

For example: a bright red square box, observed from a distance through a haze, with help of binoculars, will appear as a light greyish pink square to the observer. The object’s main characteristics ‘bright red’ and ‘box’ are lost, only ‘square’ is being observed. The ineffectiveness of this observation can be expressed as 2 out of 3, or 67% invisibility.

### **A theoretical model to uniformly accommodate a variety of invisibility concepts**

Exploring invisibility and providing a structure to collect the findings requires a model. An adapted version of the Shannon (1948) linear communication model is chosen as the starting point (Shannon & Weaver, 1949). An object, an observer and a photon flow between them must be at the core of a physics inspired model. In the model the photons are leaving the object in a way determined by object properties. Underway, in the direction of the observer, the photons are thought to be affected by path properties. When arriving at the observer, the observer properties are decisive for how the photons are received. Finally, the observer limitations and attitude determine what happens to the photons received, in terms of recognition and interpretation. Together the influence of all three groups of properties adds up to a degree of ineffectiveness of the observation.



At this point it is necessary to stretch the model a little beyond the mechanics of strictly physical observation processes. E.g. accident statistics can be showing something else than the whole truth. The accident would be the object here. The information stream in the administrative process now represents the photon flow. The observer in this case is the manager receiving the information and acting on it. Poor accident statistics can be caused by any combination of flaws in these three process steps, just like in the physical process. In order to accommodate such administrative and human behaviour aspects, the model can be thought to use a flow of imaginary “*informatons*” or “*behaviorons*” instead of photons. In this way, the model allows gathering all kinds of invisibility concepts in a practical and uniform manner. It also enables straight forward comparisons between concepts and clustering them on basis of similarity.

This scoping review is used to explore an area which is not structured as a body of knowledge (Ören, 2005) and has no unified set of terms, the result can only be a preliminary inventory and typology. Neither of these two is likely to be complete as data saturation cannot be achieved within the limitations of the chosen method.

### 3. Results

Data gathering from literature was conducted in several consecutive searches (table 1). Details about the screening process are shown in figure 2.

#### 3.1 Scoping search

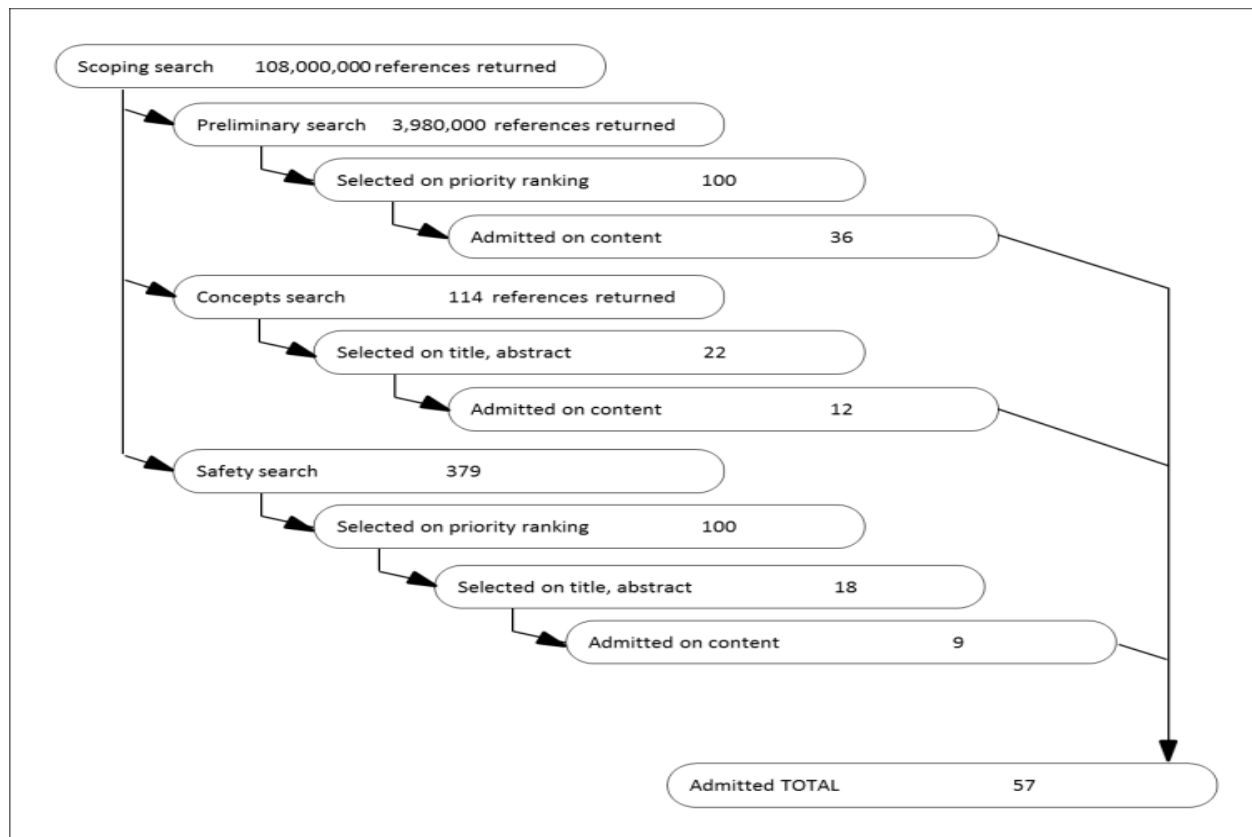
Exploring *invisibility concepts* via literature search seems a daunting task at first glance. An initial search via Google on January 18, 2021, generates a stunning number of 108,000,000 references.

The term ‘*invisibility concept*’ is not only mentioned in a wide variety of subject matter, originating from many scientific disciplines and societal areas, but also both in lay sources and in scientific sources. Narrowing down the search to scientific sources with Google Scholar, and searching only in titles however, shows that ‘*invisibility concept*’ as the explicitly mentioned key subject of research is found only once: Woolley & Brown (2015) claim that children develop invisibility as a concept between 3 and 7 years of age and learn to distinguish two sides: the real world and fantasy.

Also Beyazit & Ayhan (2020) look at the importance of concepts in the cognitive development and socialisation of young children and place this in the context of acquiring knowledge (Taylor, 2005).

**Table 1 Search terms and successive searches**

	Scoping search	Invisibility concept (search in all source types)
A	Preliminary search	Invisible, book, motion, picture, biology, mimicry, military tactics, visible, light, invisibility cloak (searching directions and terms)
B	Concepts search	“Invisibility concept” in source texts from a wide range of areas (in support of an inventory)
C	Safety search	Invisibility, administrative, industrial, safety, management, health, statistics, records, underreporting, hazard, NOT: hospital, psychiatry (where invisibility relates to safety)



**Figure 2** Flow chart showing literature selection process

### 3.2 Preliminary search

When looking for ‘invisibility’ some five categories of sources stand out. People immediately associate them with invisibility. These categories are not intended to be complete, let alone exhaustive. This preliminary search is intended to pave the way for safety specific searches by establishing frequently used terms. We have limited this search to five categories – books, motion pictures, biology, physics, and military tactics – for practical reasons. For example the societal invisibility of groups or making something or somebody invisible via ICT, software, virtual reality and social media are not included.

The five categories explored here provide a starting point for finding invisibility concepts in literature. The findings comprise invisibility concepts varying from pure phantasy to evidence based physics, all of these areas are considered usable as a start for further exploration.

### Books

A classic and probably best known example of a book about using and abusing invisibility is titled

*“The invisible man”*, written by the British science fiction author Herbert George Wells (1897).

Here, invisibility is caused by unexplained chemistry (Bangham & Kaplan, 2016).

In the world famous of book series *“The Lord of the Rings”*, by John Ronald Reuel Tolkien (1937; 1954A; 1954B; 1955), the wearer of the magic ring becomes invisible as soon as it is put on a finger. In the *“Ring des Nibelungen”* written by Richard Wagner (1876) it is a magic helmet which makes the wearer invisible. As a reminiscence of Greek, Nordic and Welsh mythology, the power of invisibility appears as a returning theme in literature (Perkowitz, 2011). An *‘invisibility cloak’*, as it was used by Harry Potter the first time in *“... the Philosophers Stone”* story (Rowling, 1997), still

is an inspiring concept that stimulates the imagination of people engaging in art (Bialkowski, 2018), fiction, non-fiction (Webb, 2017) and in science (Fleury et al., 2015).

### **Motion pictures**

The book of Wells (1897) inspired the entertainment industry to create an impressive volume of comic strips, movies and TV-series, starting from "*The invisible man*", a motion picture directed by James Whale (1933). The most recent example is a remake, written and directed by Leigh Wannell (2019). Starting from Gene Roddenberry's (1979) first "*Star Trek*" movie, many science fiction motion pictures and TV-series episodes, showed entire space-ships being made invisible from the outside by the flick of a switch. The motion picture "*Predator*", a science fiction action story about a cloaked alien hunter, written by Jim and John Thomass (1987), sparked not only several sequels but also a vanishing Bond car, appearing in Ian Flemings' (2002) movie "*Die another day*". Several technical cloaking attempts, using camera's and flat TV screens to make a moving car invisible, were shown on TV (Mercedes, 2012; Top Gear, 2015). Pablo Giorgelli's (2017) prize winning motion picture with the title "Invisible" illustrates the anticipated social dimension of the desire to be invisible.

### **Biology**

Some animals can imitate objects in their environment and by doing so, hide themselves in plain sight (Alcock, 2013). Many of these animals move very slow or simply sit still, using an appearance of e.g. a leaf, twig, rock or sand. Other animals expose only a small part of themselves while the rest is hidden underground. Others move very fast, like spiders moving back and forth with a high frequency so they are hardly visible, a bit like aircraft propeller blades. Some animals, like octopus and chameleon, even use amazingly complex coloured skin patterns, changing along with the animals' moving background. In this way they can both be active and still blend in with the background (Josef et al., 2012). Xu et al. (2020)

describe the transparency of crustacean *Cystisoma* as a strategy to be invisible for predators. Raut et al. (2009) describe transparent jelly fish.

Animals also dress up like other animals or plant parts. Some mingle with their visual examples and remain unnoticed. Some 3000 types of stick insects have been identified by biologists, many of them looking like a twig or a leaf. In biology, this way of not being noticed is called imitation or mimicry (BE, 2000).

### **Physics**

Any object can be invisible. The single biggest object people cannot see is the 27% *dark matter* in space which dwarfs the 5% ordinary matter we belong to ourselves. The remaining 68% of outer space is *dark energy*, the invisible "stuff" of space itself CERN (2021). Scientists currently suspect that dark matter consists of sub-atomic particles. Amazingly we cannot see any of it in a direct way. These extremely small assumed particles have no interactions with photons whatsoever. However, thanks to their interaction with gravity at the scale of a galaxy, scientists concluded dark matter exists (CERN, 2021). Any other, more ordinary object in every day life can be *invisible* for many different reasons. In the material world, governed by the laws of physics, invisibility can be due to the object having the same colour, shape or pattern as its environment. Thanks to limitations of human sight, people cannot distinguish such objects from the surrounding scene, although they are present in plain sight. Alternatively, an object could hide in darkness or shadow, be fully transparent, be too small to see or perhaps too big. This is much like the ignored proverbial elephant in the room, e.g. global warming (Judge, 2008). Climate change used to happen too slow to be noticed. Light could be led around an object, thereby taking it out of the observer's sight (Gharghi et al., 2011; Zhang et al., 2011; Zheng et al., 2018).

Light from any object may get lost before it reaches an observer. Once underway, the path of photons is not necessarily a straight line between object and observer. Photons can be absorbed, reflected, refracted, strayed or delayed while crossing

through matter and bent by optically active *metamaterials* (Shalaev, 2008; Coudert & Evans, 2019). A demonstration video shows what such materials can do (HB, 2018). In space, light can be bent under extreme gravity conditions in the proximity of black holes (Cunha & Herdeiro, 2019) resulting in pockets in space, in which objects are invisible from specific positions elsewhere.

An observer may not notice arriving photons for a variety of reasons. An observer might look straight at the object but miss it due to a blind spot. The observer may also be blinded by a bright light shining from just next to the object. The observer might be colour blind and therefore unable to recognize an object by its colour. The object may be too far away or laterally move too fast. An observer can simply look in the wrong direction or at the wrong moment. The arriving number of photons may be too small to exceed the detection threshold of the observer. The object might be too inconspicuous to be noticed by the observer. An object might be among many similar objects and therefore not stand-out enough to be noticed. Examples of this are a single person in a crowd, a single grain of sand on the beach or a single leaf in a forest. Another object may block the view, or the object may be outside the observer's field of view.

Huge distances in outer space make it impossible for recent events on remote objects to be seen from earth. Their light has not yet arrived at the observer. Light from distant objects might never arrive on earth due to expansion of the remote part of outer space itself, faster than the speed of light (Hawking, 1988). Perhaps the major part of space – if it exists at all – remains invisible because it is beyond the calculated 46.5 billion light years radius of currently observable space. In due course the main part of currently observable space will become invisible too as it crosses the event horizon caused by further expansion of space reaching light speed (Davis & Lineweaver, 2003). Today, most of the objects in observable space are seen as they were a long time ago. The further away the longer photons have taken to reach us.

## Military tactics

Everybody knows about the element of surprise, staying hidden behind inconspicuous objects like a tree or a scrub or in a dent in open field, not being seen until just prior to an attack. Not being recognized can be achieved with camouflage. This is allowing soldiers, military equipment or even a command post or living quarters to merge with the forest or field environment (Shell, 2012).

Ensuring that a vehicle, a fighter jet or on a seagoing navy vessel cannot be easily recognized is also possible by using a colour pattern to distract or disguise. In this way military ships can be made unrecognizable from a distance. Old military tactics also include deception and disguise, decoys and diversion, hiding in trenches and using smoke screens. These tricks distort the perception of the observer, make the observer look elsewhere; or block the view of the observer (Kopp, 2005; Cuthill, 2019). Use of new technology such as radar and infra-red cameras rendered a part of these traditional hiding and camouflage techniques useless though. In turn, new stealth technology counteracts radar (Shchelokova et al., 2015). This indicates an interaction similar to biological evolution where predator and prey can be engaged in a co-evolutionary mutual adaptation process trying to do better in respectively finding or avoiding each other (Vermeij, 1994).

## 3.3 Concepts search

Exploring whether scientific literature mentions something which qualifies as an *invisibility concept* is both difficult and relevant. It is difficult because *invisibility concept* is not in use as a widely accepted term among scientists. At the same time it is most relevant in this study, since it indicates that invisibility is e.g. intentionally being pursued as a goal, identified as a subject of interest, recognized as a key property or considered as a relevant aspect. The areas where invisibility relates to safety, resulting from this search, are of a predominantly technical nature. These are:

- *Experiments* with specially designed surfaces structures, special optical and magnetic

materials, nano-grid based optical-, radiofrequency- and microwave cloaks to hide an object have shown some proof of concept for slow moving or static situations. Active cloaking achieves partial invisibility at best. Most concepts deal with small objects, a narrow wavelength band or two dimensions only (Shchelokova et al. 2015; Xu et al., 2020; Teperik et al., 2017; Caravantes et al., 2016; Gaillot et al., 2008; Raut et al., 2009).

- *Limited visibility of routine activities* in socio-technical systems and the people doing these. This work can be partly invisible yet present in plain sight, complicating e.g. assessing malfunctions, taking corrective actions and change management (Cuel et al., 2016). Font-Casadó (2017) reflects in a phenomenological way on how to “observe invisibility” and wonders if an object in plain sight can also be partly invisible.

### 3.4 Safety search

The role of invisibility in relation to safety is explored here without constraints. Invisibility might touch upon safety management in many ways. It may vary from e.g. being a causal factor in accidents, a social problem aspect for specific worker groups and a lack of meaningful deviation data in records or statistics. This search explores explicitly mentioned relations between invisibility and safety resulting in the following areas:

- *Invisible safety hazards*, e.g. electrical hazards Zhao & Lucas (2015), remote or encapsulated installation parts (Alibage, 2020; Perrow, 1984), new technology bringing new safety risks (Nawaz et al., 2019), suffocating, explosive or toxic atmospheres in confined spaces, not only life threatening for a worker but also for fellow workers violating safety procedures in their attempt to rescue a victim (Selman, 2019), heat strain for agricultural workers (Wagoner et al., 2020), radiation (Lindee, 2016).
- *Early warning signals not recognized or not acted upon*, thereby not preventing safety

incidents occurring afterwards, e.g. chemical impurities, contamination, air pressure, vapour, poor maintenance, ageing equipment, poor knowledge management, failure rates, deviations, trends, poor metrics or metrics used as target (Esreda, 2020), darkness, poor visibility (Noy, 2020).

- *Superficial or incomplete accident reporting, records and statistics* which fail to prevent avoidable repeats of known types of incidents, due to e.g. infrequent government inspections, victim language barriers, ignoring new emerging incident types, poor database taxonomy, organisational forgetting, spreading “good-news” biased information, or “most severe incidents” based selective information, or deceptive, false or incomplete information (Lindhout et al., 2019; Barnetson, 2012; Downer, 2014).
- *Administrative processes hiding safety information* e.g. improper work practice, health and safety problems related information (Sarfaty, 2020; Rasmussen et al., 2014; Turilli & Floridi, 2009).
- *Administrative processes hiding people*, e.g. via creation of standardized forms and notebooks, move an individual or a group out of view, shaping records and archives (Bangham & Kaplan, 2016; Jardine, 2016; Lindhout & Reniers, 2021).
- *Administrative processes hiding activities*, e.g. corporate transgression and improper conduct as an industrial safety risk (Lindhout & Reniers, 2021; Bandura et al., 2000).
- *Invisible knowledge and skills of workers*, affecting safety and health due to e.g. workers not raising their voice about hazards due to poor social circumstances and their vulnerability (Wagoner et al., 2020; Wilmsen et al., 2015), or workers contribution to safe work being ignored (Eakin, 2010; Bourrier, 2011).

- *Invisible economical activities*, jeopardize safety management and government inspection all together, e.g. the informal economy (Afolabi, 2019) or a stay at home workforce (Von Oertzen, 2016).
- *Safety culture and safety behaviour*, when treated in a superficial or non-visible way, might consist of rituals and symbols only (Alibage, 2020), and be limited to the outer safety culture layer (Guldenmund, 2000). This can adversely influence safety via unsafe acts, e.g. originating from poor workplace hazard awareness, from lacking records and indicators, from lacking presence of visible safety measures (Azmat, 2020), from disregarded psychosocial safety risks such as absence of and animosity among workers, from assuming the management to take care of safety (Jiménez, 2019), and from workers evading supervision (Anteby & Chan, 2018). We consider the invisibility of both safety hazards and of health and safety measures as safety culture aspects which can be interpreted via the TEAM-model (Vierendeels et al., 2018).

## 4. Analysis

### 4.1 Compilation of invisibility concepts

The 57 sources admitted to this study are screened for text parts describing an *invisibility concept*. Each description found is extracted from the source text and then assessed on how it matches with the ICM model observation process (see figure 1). Next, each description is split-up in descriptions of properties which can be allocated to the applicable object-, path- and observer positions in the ICM

model. Any non-realistic invisibility concepts, e.g. the Tolkien (1937) magic ring and Roddenberry's (1979) spaceship cloak, are excluded from further analysis by using a cut-off criterion of <1% on the credibility scale. Each admitted *invisibility concept* is characterized by a unique short summary identifier text. Finally, in an iterative process, the *invisibility concepts* are clustered on basis of similarity in their identifier texts using meta-synthesis (Timulak, 2014).

The textual data extracts for each invisibility concept found are tabulated in three separate columns for object-, path- and observer property values. Because of the way this set of *invisibility concepts* is obtained, the result must be regarded as indicative only and cannot be used or interpreted as a complete inventory. Nonetheless, this work results in an indicative compilation of realistic *invisibility concepts* (n=202).

More than half of the *invisibility concepts* match with a single column (n=109), that slightly less than half of them consist of a combination of properties in two columns (n=92) and that only a single concept has properties spread over three columns (n=1). Hence, *invisibility concepts* with three "active" columns are rare in literature. Remarkable differences in frequencies between ICM model object, path, observer position combinations are observed (see table 2).

The most frequently found contributor to invisibility are the object properties (150 out of 202 concepts) while the observer properties (74 out of 202) and path properties (72 out of 202) are found to contribute significantly less often. The least found combination is the observer and path properties combination (7 out of 202).

**Table 2** Frequencies of allocated positions in the ICM model

ICM model position (1= "active")			Invisibility concept frequency	Summary description of where invisibility is achieved
Object	Path	Observer		
0	0	0	0	-
0	0	1	24	observer properties and limitations
0	1	0	21	path properties
0	1	1	7	observer and path properties
1	0	0	61	object properties
1	0	1	44	object and observer properties
1	1	0	44	object and path properties
1	1	1	1	object, path and observer properties
Total			202	

## 4.2 Estimated performance

The commonly used term "poor visibility" covers many aspects, e.g. shape, colour, pattern, full or partly in view, and so on. Rather than attempting to develop a complex multi-parameter concept of partial invisibility, we prefer - for practical reasons - to simplify it to a percentage, indicating the estimated effect of an *invisibility concept*. To this end we introduce the *Non Visibility Percentage* (NVP). The NVP value would then vary between 0% (fully visible) to 100% (fully invisible).

In most cases the NVP of *invisibility concepts* found in literature is not, or not accurately, known. The NVP value can only be roughly estimated using the accumulation of contributing visibility reduction effects as encountered by the flow of photons moving from the object towards the observer. Although in some exceptional cases, e.g. 'active cloaking', *amplification* may occur (Shchelokova et al., 2015), most, if not all other *invisibility concepts* manifest themselves as *reduction* effect of transmission along the way from sender towards the observer.

The visibility reduction effects as contributed by object-, path- and observer property values are

modelled as three numerical transmission factors  $f_1$ ,  $f_2$  and  $f_3$  which can simply be multiplied to establish their combined effect, since they reduce transmission sequentially.

Each transmission reduction factor is limited to between 0 (=full invisibility achieved) and 1 (=no effect on visibility). The actual values of reduction factors are highly dependent on situation and conditions for a given invisibility concept. In order to be able to compare performance of both existing and newly conceived *invisibility concepts*, the transmission factors which are not readily available from literature, are roughly estimated by using a simple transmission factors scale:

- 1.00 full transmission (=no effect on visibility)
- 0.90 minor reduction effect
- 0.50 somewhat reduced transmission
- 0.10 significant reduction effect
- 0.01 almost complete reduction effect
- 0.00 no transmission (=fully invisible)

The estimated NVP for *invisibility concept*  $i$  then follows from:

$$NVP(i) = 100 * (1 - f_{1,i} * f_{2,i} * f_{3,i}) \quad [\%]$$

Example: for a soldier looking at camouflaged military equipment on the other side of a field, through a morning haze, with no obstacles limiting the field of view, the NVP can be estimated from:

$$NVP = 100 * (1 - 0.1[\text{camouflage}] * 0.5[\text{haze}] * 1[\text{free view}]) = 95\%$$

### 4.3 Typology

The set of n=202 *invisibility concept* identifier texts, as allocated to object-, path- and observer is grouped into clusters, based on similarity. E.g. a safety related activity or piece of information may not be noticed due to poor work quality monitoring, or due to workers in the supply chain not being aware of its relevance.

This clustering process leads to some 22 *invisibility types*, groups of similar *invisibility concepts*, listed in table 3. Detailed descriptions, identifying the boundaries between types, are presented in table

4. As shown in table 3, these 22 invisibility types are ranked by their frequency in literature, e.g. “invisibility cloaks” were encountered 17 times and are ranked 3<sup>rd</sup> after “ignored” (19 times) and “not noticed” (18 times).

The performance of each invisibility concept group type must be expressed as an NVP% range. This is because the estimated performances of the individual invisibility concepts, included within a cluster of an invisibility concept group type, may differ considerably.

Table 3 shows an indicative NVP performance range per invisibility type, originating from the minimum and maximum estimated NVP values within each type group. E.g. for the 17 invisibility concepts based on “cloaks”, found in literature, the NVP estimates vary between 90% and 99%. For the 18 “not noticed” invisibility concepts the NVP estimates vary between 50% and 99.5%.

**Table 3 Invisibility concepts (n=202) clustered into 22 invisibility types with estimated performance range [NVP %] and contribution of object-, path- and observer properties [frequency counts].**

NR	Invisibility type description	Frequency type count	Performance NVP %			Contributing factor counts			
			min	average	max	f1 object	f2 path	f3 observer	
1	ignored	19	90	98,7	99,5	18	16	3	
2	not noticed	18	50	93,6	99,5	18	14	3	
3	cloak	17	90	91,1	99	17	0	0	
4	emission distorted	16	50	60,6	99,9	16	12	0	
5	emission reduced	15	50	80,1	99	15	1	2	
6	observer weakness	13	10	83,0	100	6	1	13	
7	cannot see danger	11	99	99,0	99,1	11	0	11	
8	mimic shape & colour	11	50	86,4	90	11	0	3	
9	path blocked	10	90	93,8	100	7	3	0	
10	not standing out	9	50	90,0	99,99	9	0	6	
11	observer bias	9	90	90	90	0	0	9	
12	observer subjective	7	99,5	99,9	99,95	0	7	7	
13	out of view	7	90	95,1	99	2	5	2	
14	transmission reduced	7	50	85,6	99	0	7	0	
15	observer looking away	6	90	94,7	99,1	3	0	5	
16	emission blocked	5	90	95,4	99	5	0	0	
17	poor view	5	90	90	90	0	0	5	
18	time effect	5	10	58,8	100	4	2	2	
19	transmission distorted	4	90	92,3	99	0	4	0	
20	blinding by	3	90	90,7	91	3	0	3	
21	fast movement	3	10	63,3	90	3	0	0	
22	emission zero	2	100	100	100	2	0	0	
		+ Total n=	202				+ 132	+ 56	+ 71



The sometimes low end of an estimated NVP range does not jeopardise the effectiveness of an entire invisibility type however, since there are individual invisibility concepts with estimated NVP's above 90% within each type.

An example of this is type NR 14 "transmission reduced". Some 7 concepts of these were found in literature. Their estimated NVP performance ranges from 50% to 99%. As reduced transmission is primarily related to path properties, hence all 7 of them are allocated under f2 path.

Another example is type NR 18 "time effect". Here the NVP performance ranges from 10% to 100%. Out of the 5 concepts found in literature, several consist of a combination of f1 object, f2 path or f3 observer properties, in this case 4, 2 and 2 respectively. The table 3 right hand side columns show the factor f1, f2, f3 counts reflecting the object-, path- and observer contributions to each type.

At first glance a strong presence of object property based invisibility types can be recognized on top of the frequencies list (NR 1 - 5), either combined with path properties or not. A second group of invisibility types standing out is observer properties based, part of them combined with object properties (NR 6 - 11).

Finally, this analysis shows that the 10 most frequently found *invisibility types* represent over 68% of the 202 invisibility concepts found from literature. We include a detailed description of each of the 22 invisibility types in table 4. This mentions causes, conditions and activities which are found in literature, leading to invisibility of safety related information and hence to potential scenarios. The 22 types are kept as they emerged from clustering the 202 concepts found in literature on similarity. We kept the 22 emerging types and checked for overlaps and only minor overlaps were found which we corrected by refining the boundaries

between the types. This results in a first set of invisibility types.

#### 4.4 Finding new invisibility concepts

Looking at the "not noticed" invisibility type in table 3, the total number of invisibility concepts in this type group, found from literature, is 19. Out of these, all 19 have an object property, some 15 also have a path property and 3 have an observer property. This not only illustrates that the invisibility types may significantly differ, as was suspected on basis of table 2. It also suggests that, besides these existing combinations derived from literature, there could be more combinations of object-, path- and observer property values generated from the deconstructed data from the 202 invisibility concepts found.

Although it is likely that not every possible combination of currently known property values identified from the three columns of the 202 concepts will be meaningful, there can – certainly in theory – be relevant, yet unexplored within the methodical limitations in this study. It would seem likely that also new and hitherto unknown, invisibility concepts can be generated from them.

To incorporate those as a possibility, the three properties – object, path and observer – can be regarded as independent variables. This implies that any single chosen combination of specific object-, path- and observer property values constitutes an invisibility concept (See Figure 3).

It is logical to assume that the property value ranges, as derived from the current incomplete set of 202 concepts, are themselves also incomplete. Hence, the actual ranges can only be wider. Some 150 object property values were identified, some 72 path property values and some 74 observer property values. (Note: also "null" property must be considered in each column since a concept may consist of 1, 2 or 3 active columns, hence: 150+1, 72+1, 74+1 properties).

**Table 4 Detailed descriptions of 22 invisibility types as clustered from invisibility concepts found in literature**

NR	Invisibility type description	NR	Invisibility type description
1	Ignored deviation presence in installation, procedure or process, ignored incidents analysis, actions, metrics, records, reports, statistics, trends, ignored persisting major problem, organizational memory loss/forgetting, plant ageing, plant maintenance cost cutting effects, poor knowledge management, ignored worker experiential knowledge	12	Observer subjective due to acquaintance, complex instruction, independent analysis, lay observer, mechanical, prejudice, social norms
2	Not noticed danger due to complex installation, dehydration, electricity, heat strain, new technology/risk, poor safety measures, poor work quality monitoring, psycho-social, poor work relations, violence, superficial change, very slow, lack of awareness, poor work conditions, worker abuse, worker deception	13	Out of view due to economic/political bias, use of standard forms/notebooks, social groups out of view, victims out of view, administrative process flaw
3	Cloak using shroud, screen, layer, metamaterial, mirror, grid, IR /RF waves, transformation, submerging	14	Transmission reduced by dust cloud, fog, haze, medium scattering, reflective objects, smoke screen
4	Emission distorted due to coating or surface pattern, due to not telling in incident reporting/statistics because of "good news" bias, fear for job, fear to speak, vulnerability/migrant, claim, compliance, regulator inspection, financial compensation, absence of employers, selected cases, poor safety performance, poor indicators.	15	Observer looking away due to salient thing, looking selective, looking elsewhere by chance, look in other direction, is distracted, looking at wrong moment by chance
5	Emission reduced due to darkness, shadow, insulation, stealth surfaces, by poor database taxonomy, incomplete statistics, poor access to data, superficiality, discrimination, underreporting, language barrier, non-transparency, ineffective safety improvement	16	Emission blocked by baffle, cover, dent, trench, staying out of sight
6	Observer weakness due to blind spot, blinking, colour blind, limited fov, mental delusion, substance abuse, not all wavelengths, poor eyesight, poor night vision, sensitivity threshold, too small things	17	Poor view due to bias, lack of concentration, pre-occupation, prejudice, superficial lack of focus
7	Cannot see danger due to combustible vapour, gas, toxicity, oxygen, pressure or contamination and spatial confinement	18	Time effect due to blind moments, delay in medium, long distance, synchronicity
8	Mimic shape and colour by adapting skin properties, camouflage nets, covering, imitate characteristics of surroundings, colour pattern, wear camouflage clothing & mask, same colour as background, same pattern, same shape.	19	Transmission distorted due to atmospheric reflections (fata morgana), light beam, lensing, interference
9	Path blocked by blindfold, dents, scrubs, trees, object in front, by informal enterprise activities	20	Blinding by bright spot or bright background
10	Not standing out because of many in crowd, forest, beach, not socializing, be inconspicuous, evading cameras, workers laying low, workers in routine job	21	Fast movement due to high velocity, moving back & forth
11	Observer bias to protect reputation, shed doubt, use deceptive expert knowledge, false knowledge, ignorance, influence by institutions, protect future interests, label it exceptional, deem it tolerable	22	Emission zero due to non-interaction or full absorption

## 4.5 Huge potential

If these property ranges would consist of fully independent parameter values only, the number of theoretically possible combinations of these three value ranges is  $(151 \cdot 73 \cdot 75 =) 826.725$ , which far exceeds the number of 202 combinations in the invisibility concepts derived from literature in this study. If these parameter ranges would only be some 50% independent, the number of combinations drops to some 99.900 and for 25% to about 12.488, still far higher than the currently found number of concepts. This suggests the presence of a huge potential, far exceeding the 202 currently identified ones, of as yet undiscovered invisibility concepts. Possibly there are also more clusters, hence invisibility concept group types, than the 22 identified here. Such new concepts, found via new combinations of object, path and observer properties, are interesting for further research.

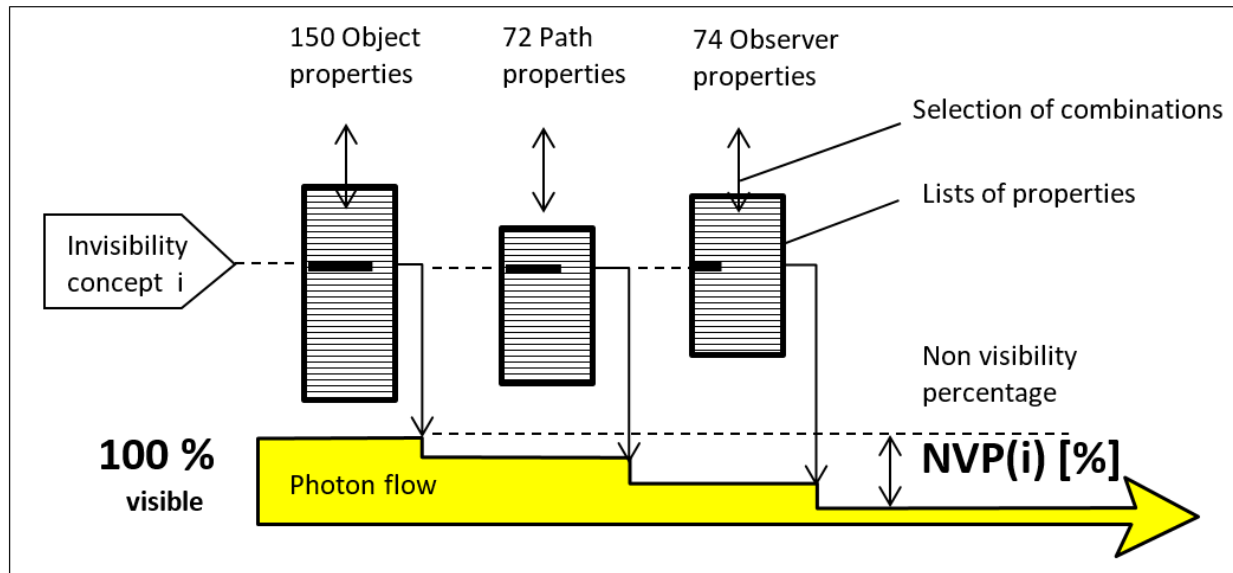
## 4.6 Invisibility concept generator tool design

This work could be done by systematically generating and exploring the many possible new combinations achieving NVP values up to 100% using the tool design depicted in Figure 3.

To illustrate the potential of this approach with the ICM model and combinations of independent object, path and observer parameter values, several example combinations were generated with estimated NVP percentages over 90%. They are not coinciding with the 202 *invisibility concepts* found from literature. These examples are:

1. An inconspicuous object might not be noticed by an observer instructed to look for salient things
2. Something happening very slow may take a long time to reach the observers' sensitivity threshold
3. An event might not get noticed by an observer via a path including a flawed administrative process
4. A path suffering from interference will cause difficulties for an observer with insufficient training
5. An object with a directional property might not be recognized by lay observers
6. A repeat incident previously not analysed due to administrative flaws is not recognized
7. A toxic vapour in a morning haze is unlikely to be spotted by a prejudiced observer
8. Directionally moving across interference of transmission with poor training on electrical danger
9. Time varying object not maintained due to cost cut while observer unable to interpret view
10. Poor access to accident data due to darkness and observer looking in other direction

Some of these examples look familiar and some may appear strange to safety specialists. Some examples require imagination as to how these property combinations could happen in practice. Some examples do not make sense. Hence, the usage of this generator tool must be accompanied by some sort of selection mechanism.



**Figure 3** Non visibility percentage NVP [%] of a newly generated *invisibility concept i*, derived from a new combination of existing object-, path- and observer property values

## 5. Discussion

This explorative, subjective and incomplete study of invisibility concepts and their potential relevance for safety management can only have indicative results. A complete inventory and classification of *invisibility concepts* relevant for safety management cannot be made at this point, given the methodical limitations of the present study and the high number of possible object, path and observer property combinations. Nonetheless, this first, still preliminary inventory and typology of invisibility concepts could be used to improve safety management by using the findings of this study as a starting point. A more comprehensive future study may expose more rare invisibility types and could result in combinations of currently found types, e.g. for practical reasons.

### 5.1 Examples with relevance for safety management

Many of the 202 *invisibility concepts* and their object-, path- and observer property values can be related to safety via simple logical reasoning. Although there might be subjectivity in each concept assessment, their existence points at an

area where safety management might be vulnerable for invisible, hence unknown danger.

### 5.2 Towards practical use

The findings in this study can be used in several ways. The first way would be to use the insights in how invisibility is deliberately achieved - or just happening - most frequently. In practice, a safety manager could e.g. use the top-10 of invisibility types listed in table 3 to explore invisible dangers thus far hidden in the scenario gap. This can support risk assessment and lead to a more complete set of accident scenario descriptions.

Alternatively, as a second way, a company specific relevant selection of the 150, 72 and 74 object, path and observer properties could be used to generate new combinations following the generator tool approach shown in figure 3. Such new combinations allow searching the scenario gap more thoroughly on a generic level. Estimated NVP percentages could be used to prioritize the search results.

A third way would be to extend the lists of object, path and observer properties. A closer look into a specific situation might lead to additional company, process, organisation or technology specific

property values, since these may not have been found in this study due to the generic approach chosen and due to exclusion of several areas via search criteria. Adding such new properties to a company specific concept generator list, is recommended. The generator tool approach can be used for a wide variety of settings, e.g. technical installations, administrative processes and human interactions, even more thoroughly and on a situation specific level. Estimated NVP percentages can be used here too.

### 5.3 Safety culture aspects

Safety culture has its own invisible domains – climate and motivation – adversely affecting attitude and inquisitiveness when looking for danger (Meyer and Reniers, 2016). This is referred to as a “*lack of risk appetite*” (Gjerdrum and Peter, 2011). The quality of risk assessments is vulnerable for non-observable parameters such as knowledge, skills and perception (Lindhout & Reniers, 2017A).

The TEAM-model of safety culture describes three measurable domains in an unmeasurable environment within the perimeter of safety culture (Vierendeels et al., 2018; Guldenmund, 2010). Hence, we argue that the presence of invisible hazards and the non-presence of visible safety measures are both aspects of *observable safety*, in particular of procedures and behaviour of people. Furthermore, we contend that non-action on unexplored invisible danger can be regarded as a flaw in risk assessment practice.

The introduction of systematic risk reduction activities, focusing on invisibility related danger, would need to be started from this notion. This

could be done in any of the three ways as sketched in the above, and from invisibility concept types found.

### 5.4 Limitations

The 202 invisibility concepts found in this study are, due to the methods chosen in this exploratory study and the narrative nature of the data,

vulnerable to subjective interpretation and may have some unforeseen overlaps. New research and other methods may lead to more elaborate data and a choice for different clusters than now presented in table 4.

Nonetheless, the core of 22 invisibility types found in this study will be useful as a tool for safety professionals searching for places in organizations where causes and scenarios related to safety may be hidden because of an *invisibility concept* ‘at work’.

### 5.5 Further work

Not all object, path and observer property values are applicable in each situation. Part of the property combinations may be not meaningful at all or be not relevant to safety. Systematically generating 826.725 combinations, assessing which of those combinations are meaningful and then exploring their bearing on safety is a daunting task.

Moreover, the lists of object, path and observer property descriptions are probably not exhaustive. Further research is most likely adding to their numbers which will then become higher than the 150, 72 and 74 respective counts we found in this study. This implies that future research may lead to a number of possible combinations well in excess of the present estimate of 826K.

## 6. Conclusion

Invisibility plays a role in safety management. Over 200 invisibility concepts were found from literature in a wide range of areas in society. By means of a theoretical model these could be described in a uniform way and then clustered on basis of similarity into 22 invisibility types. This indicative analysis shows that object properties are the most frequently found factors contributing to invisibility. Object properties take part in some 2/3<sup>rd</sup> of cases found, while combinations with either path or observer properties occur somewhat less often, in roughly 1/3<sup>rd</sup> of cases. Combinations of all three - object, path and observer - properties, are rare.

It is expected that many – hundreds of thousands – more combinations between the three kinds of properties can be generated, out of which many can be meaningful and worth analysing. This will provide not only an insight in vulnerability for invisibility scenarios but also a means to reduce the gap between accident scenarios as predicted and as actually occurring. Alternatively, a safety manager can apply the 22 most frequently found invisibility

types in risk assessment and in accident scenario descriptions.

Further research is recommended, firstly to gather more complete data in order to be able to justify a classification of invisibility concepts, and secondly to find a method for selecting meaningful property combinations.

## References

Afolabi F. (2019). Workplace Health and Safety in the Informal Sector: A Case Study of Nigeria Informal Entrepreneurs. International conference on Applied Research in Business, Management and Economics. 12-14 December, 2019, Barcelona, Spain.

Alcock, J. (2013). *Animal Behavior: An Evolutionary Approach*, 10th ed. Sunderland, MA: Arizona State University. Sinauer Associates, Inc. ISBN: 978-0-87893-966-4

Alibage, A.A. (2020). Achieving High Reliability Organizations Using Fuzzy Cognitive Maps - the Case of Offshore Oil and Gas. PhD Thesis. Paper 5606. 12-7-2020. Portland State University, Portland, USA.

Anteby, M., & Chan, C. K. (2018). A self-fulfilling cycle of coercive surveillance: Workers' invisibility practices and managerial justification. *Organization Science*, 29(2), 247-263.

Azmat, Y. (2020). Influence of Human Factors on the safety performance in Saudi Arabian Construction industry. PhD Thesis. March 2020. University of Salford, Manchester, Manchester, UK.

Bandura, A., Caprara, G.V., & Zsolnai, L. (2000). Corporate Transgressions through Moral Disengagement. *Journal of Human Values*, 6(1), 57-64.

Bangham, J., & Kaplan, J., Eds. (2016). *Invisibility and Labour in the Human Sciences*. Max Planck Institute for the History of Science, Berlin.

Barnetson, B. (2012). The validity of Alberta safety statistics. *Just Labour*.

BE (2000). Biodiversity explorer, Iziko Museums of South Africa. [accessed jan 11, 2021] [https://www.biodiversityexplorer.info/insects/p\\_hasmida/index.htm](https://www.biodiversityexplorer.info/insects/p_hasmida/index.htm)

Bellamy, L. J., Damen, M., Manuel, H. J., Aneziris, O. N., Papazoglou, I. A., & Oh, J. I. (2015). Risk horoscopes: Predicting the number and type of serious occupational accidents in The Netherlands for sectors and jobs. *Reliability Engineering & System Safety*, 133, 106-118.

Beyazit, U., & Ayhan, A.B. (2020). Concept development in early childhood. *Elementary Education Online* 19(2), 1091-1104

Bialkowski, L. (2018). From Artist Gone Underground to Occupational Realism. Remarks on Artistic Strategies Based on Invisibility. *Art Inquiry*, 2018 (20), 83-98.

Bourrier, M. (2011). The legacy of the high reliability organization project. *Journal of contingencies and crisis management*, 19(1), 9-13.

Byrne, E., Daykin, N., & Coad, J. (2016). Participatory Photography in Qualitative Research: A Methodological Review. *Visual Methodologies*, 4(2), 1-12.

Byrne, J. A. (2016). Improving the peer review of narrative literature reviews. *Research integrity and peer review*, 1(1), 12.

Caravantes, J., Mediavilla, P., Tazón, A., Fernández, T., & Vassal'lo J. (2016). New shield structure for retrodirective and invisible applications. *Microwave and Optical Technology Letters*, 58(11), 2570-2577.

CERN (2021). Dark matter. <https://home.cern/science/physics/dark-matter> [Accessed jan 17, 2021]

Coudert, F. X., & Evans, J. D. (2019). Nanoscale metamaterials: meta-MOFs and framework materials with anomalous behavior. *Coordination Chemistry Reviews*, 388, 48-62.

Cronin, P., Ryan, F. & Coughlan, M. (2008). Undertaking a literature review: a step-by-step approach. *British journal of nursing*, 17(1), 38-43.

Cuel, R., Orabona, G., & Ponte, D. (2016). Changing Complex Sociotechnical Infrastructures: The Case of ATM. 6th STS Italia Conference, Sociotechnical Environments, Trento, Italy, November 24–26, 2016. Pp 473-484.

Cunha, P. V., & Herdeiro, C. A. (2018). Shadows and strong gravitational lensing: a brief review. *General Relativity and Gravitation*, 50(4), 42.

Cuthill, I. C. (2019). Camouflage. *Journal of Zoology*, 308(2), 75-92.

Davis, T. M., & Lineweaver, C. H. (2004). Expanding Confusion: common misconceptions of cosmological horizons and the superluminal expansion of the Universe. *Publications of the Astronomical Society of Australia*, 21(1), 97-109.

Delatour, G., Laclémence, P., Calcei, D., & Mazri, C. (2014). Safety performance indicators: a questioning diversity. In 6. International Conference on Safety , Environment in Process, Power Industry, CISAP-6, Vol. 36, p 55-60. AIDIC.

Downer, J. (2014). *On the institutional invisibility of nuclear disaster*.

Eakin, J. (2010). Towards a 'standpoint' perspective: health and safety in small workplaces from the perspective of the workers.

*Policy and Practice in Health and Safety*, 8(2), 113-127.

Esreda (2020). Foresight in Safety, Enhancing Safety: The Challenge of Foresight. ESReDA Project Group, EUR 30441 EN, Publications Office of the European Union, Luxembourg, ISBN 978-92-76-25189-7, doi:10.2760/814452, JRC122252.

Fleming, I. (2002). Die another day. Motion picture. 20<sup>th</sup> Century Fox.

Fleury, R., Monticone, F., & Alu, A. (2015). Invisibility and cloaking: Origins, present, and future perspectives. *Physical Review Applied*, 4(3), 037001.

Font Casadó, M. (2017). Visual communication paradigm/s. Master's thesis, EINA Centre Universitari de Desseny I Art de Barcelona, Espana.

Fricker, M. (2017). Evolving concepts of epistemic injustice. In: Kidd, I.J., Medina, J. and Pohlhaus Jr, G., (eds.) *Routledge Handbook of Epistemic Injustice*. Routledge Handbooks in Philosophy. Routledge, pp. 53-60. ISBN 9781138828254.

Gaillot, D. P., Croënne, C., Zhang, F., & Lippens, D. (2008). Transformation optics for the full dielectric electromagnetic cloak and metal–dielectric planar hyperlens. *New Journal of Physics*, 10(11), 115039.

Gharghi, M., Gladden, C., Zentgraf, T., Liu, Y., Yin, X., Valentine, J., & Zhang, X. (2011). A carpet cloak for visible light. *Nano letters*, 11(7), 2825-2828.

Giorgelli, P. (2017). Invisible. Motion picture. AireCine & Good Fortune Films.

Gjerdrum, D., & Peter, M. (2011). The New International Standard on the Practice of Risk Management – A Comparison of ISO 31000:2009 and the COSO ERM Framework. *Risk Management*, 2011(21), 8-12.

Groot, B., & Abma, T. (2021). Boundary Objects: Engaging and Bridging Needs of People in Participatory Research by Arts-Based Methods. *Int. J. Environ. Res. Public Health*, 2021, 18, 7903. <https://doi.org/10.3390/ijerph18157903>

- Groot, B., Haveman, A., & Abma, T. (2020). Relational, ethically sound co-production in mental health care research: epistemic injustice and the need for an ethics of care. *Critical Public Health*, <https://www.tandfonline.com/doi/pdf/10.1080/09581596.2020.1770694>
- Guldenmund, F. W. (2000). The nature of safety culture: a review of theory and research. *Safety science*, 34(1-3), 215-257.
- Guldenmund, F. (2010). *Understanding and Exploring Safety Culture*. Oosterwijk: Uitgeverij Boxpress.
- Hawking, S. (1988). *A brief history of time. From Big Bang To Black Holes*. Bantam Dell Publishing Group.
- HB (2018). Quantum Stealth "invisibility cloak" can conceal people and entire buildings. Hyperstealth Biotechnology [https://www.youtube.com/watch?v=VvX84o\\_e7vs](https://www.youtube.com/watch?v=VvX84o_e7vs) [accessed Jan 19, 2021]
- Hollnagel, E. (2012). *FRAM, the functional resonance analysis method: modelling complex socio-technical systems*. Ashgate Publishing, Ltd.
- Hopkins, A. (1999). The limits of normal accident theory. *Safety Science*, 32(2), 93-102.
- Jardine, B. (2016). Mechanical Subjectivity: Mass-Observation and the Scientific Citizen in Interwar Britain. In: Bangham, J., & Kaplan, J., (Eds.) (2016). *Invisibility and Labour in the Human Sciences*. Max Planck Institute for the History of Science, Berlin. Pp.25-38.
- Josef, N., Amodio, P., Fiorito, G., & Shashar, N. (2012). Camouflaging in a complex environment—octopuses use specific features of their surroundings for background matching. *PLoS One*, 7(5), e37579.
- Judge, A. (2008). Climate Change and the Elephant in the Living Room. [www.laetusinpraesens.org](http://www.laetusinpraesens.org) [accessed jan 11, 2021]
- Kopp, C. (2005). Classical deception techniques and perception management vs. the four strategies of information warfare. In Proceedings of the 6th Australian Information Warfare & Security Conference (pp. 81-89).
- Krausmann, E., & Necci, A. (2021). Thinking the unthinkable: a perspective on Natech risks and Black Swans. *Safety science*, 139, 105255.
- LaPorte, T. and Consolini, P.M. (1991), 'Working in Practice But Not in Theory: Theoretical Challenges of 'High-Reliability Organizations'', *Journal of Public Administration Research and Theory*, 1(1), 19-47.
- Leveson, N., Dulac, N., Marais, K., & Carroll, J. (2009). Moving beyond normal accidents and high reliability organizations: A systems approach to safety in complex systems. *Organization studies*, 30(2-3), 227-249.
- Leveson, N., Wilkinson, C., Fleming, C., Thomas, J., & Tracy, I. (2014). A comparison of STPA and the ARP 4761 safety assessment process. MIT PSAS Technical Report, Rev 1.
- Lindee, S. (2016). Invisible/Visible radiation: Skin in the Game at Hiroshima and Fukushima. In: Bangham, J., & Kaplan, J., (Eds.) (2016). *Invisibility and Labour in the Human Sciences*. Max Planck Institute for the History of Science, Berlin. Pp.52-64.
- Lindhout, P. (2019). Unknown risk: The safety engineer's best and final offer?, *Chemical Engineering Transactions*, 77, 847-852. <https://www.cetjournal.it/index.php/cet/article/view/CET1977142>
- Lindhout, P., & Reniers, G. (2017). Risk validation by the regulator in Seveso companies: Assessing the unknown. *Journal of Loss Prevention in the Process Industries*, 49, 78-93. [https://repository.uantwerpen.be/docman/irua/e4cd15/144470\\_2019\\_02\\_23.pdf](https://repository.uantwerpen.be/docman/irua/e4cd15/144470_2019_02_23.pdf)
- Lindhout, P., & Reniers, G. (2017B). What About Nudges in the Process Industry? Exploring a new safety management tool. *Journal of Loss Prevention in the Process Industries*, 2017 (50 A), 243-256.



<http://www.sciencedirect.com/science/article/pii/S0950423017304722>

Lindhout, P., & Reniers, G. (2020). Reflecting on the safety zoo: Developing an integrated pandemics barrier model using early lessons from the Covid-19 pandemic. *Safety Science*, 130, 104907. <https://www.sciencedirect.com/science/article/pii/S0925753520303040>

Lindhout, P., & Reniers, G. (2021). Involving moral and ethical principles in safety management systems. *International journal of environmental research and public health*, 18(16), 8511. <https://www.mdpi.com/1660-4601/18/16/8511/pdf>

Lindhout, P., Kingston-Howlett, J. C., & Reniers, G. (2019). Learning from language problem related accident information in the process industry: a literature study. *Process Safety and Environmental Protection*. <https://doi.org/10.1016/j.psep.2019.06.017>

Lindhout, P., Kingston, J., Hansen, F.T., & Reniers, G. (2020). Reducing unknown risk. The Safety Engineers' new horizon. *Journal of Loss Prevention in the Process Industries* 2020(1), 1-26. <https://doi.org/10.1016/j.jlp.2020.104330>

Lindhout, P., Teunissen, G.J., & Visse, M. (2020). Inarticulate Experiences in Qualitative Health Research: Bounds and Bounty of Expression Types. *International Journal of Qualitative Methods*, Volume 19: 1-14. <https://dx.doi.org/10.1177/1609406920978107>

Mercedes (2012). Invisible car. <https://youtu.be/Y1l2xaZN5Rk> [accessed jan 11, 2021]

Meyer, T., & Reniers, G.L.L. (2016). *Engineering risk management*. 2nd ed. Berlin: Walter De Gruyter GmbH. ISBN 978-3-11-041803-3.

Nawaz, W., Linke, P., & Koç, M. (2019). Safety and sustainability nexus: A review and appraisal. *Journal of Cleaner Production*, 216, 74-87.

Noy, I. Y. (2020). Misperception and visual illusion as contributing factors in nighttime crashes. *Theoretical Issues in Ergonomics Science*, 21(3), 312-326.

Ören, T.I. (2005). Toward the Body of Knowledge of Modeling and Simulation. Interservice/Industry Training, Simulation, and Education Conference, I/ITSEC. 2005. Paper No. 2025.

Paltrinieri, N., Tugnoli, A., Buston, J., Wardman, M., & Cozzani, V. (2013-A). Dynamic procedure for atypical scenarios identification (DyPASI): a new systematic HAZID tool. *Journal of Loss Prevention in the Process Industries*, 26(4), 683-695.

Paltrinieri, N., Dechy, N., Salzano, E., Wardman, M., & Cozzani, V. (2013-B). Towards a new approach for the identification of atypical accident scenarios. *Journal of Risk Research*, 16(3-4), 337-354.

Parker, D., Lawrie, M., & Hudson, P. (2006). A framework for understanding the development of organisational safety culture. *Safety science*, 44(6), 551-562.

Patriarca, R., Bergström, J., & Di Gravio, G. (2017). Defining the functional resonance analysis space: Combining Abstraction Hierarchy and FRAM. *Reliability Engineering & System Safety*, 165, 34-46.

Perkowitz, S. (2011). *Slow Light: Invisibility, Teleportation and Other Mysteries of Light*. World Scientific.

Perrow, C. (1984). *Normal accidents : living with high-risk technologies*. New York: Basic Books.

Polit, D., & Beck, C. (2006). *Essentials of Nursing Research: Methods, Appraisal and Utilization*. 6th edn. Lippincott Williams and Wilkins, Philadelphia.

Rasmussen, J. (1990). Human error and the problem of causality in analysis of accidents. *Philosophical Transactions of the Royal Society of London. B, Biological Sciences*, 327(1241), 449-462.

Rasmussen, H., Hasle, P., & Andersen, P. (2014). Safety representatives' roles and dilemmas in the

Danish oil and gas industry. *Policy and Practice in Health and Safety*, 12(1), 17-34.

Raut, S., Patwardhan, A., & Henry, R. (2009). Development of Pseudo-Layer. November 2009 IEEE International Conference on Technologies for Practical Robot Applications (pp. 75-77). IEEE.

Reason, J. (2000). Human error: models and management. *Bmj*, 320(7237), 768-770.

Reason, J. (1990). Human error: causes and consequences New York: Cambridge University Press.

Roddenberry, G. (1979). Star Trek, The Motion Picture. Motion picture. CBS Studios Inc.

Rowling, J.K. (1997). *Harry Potter and the Philosopher's Stone*. Bloomsbury: London, UK. ISBN 0-7475-3269-9

Sanderson, M., & Croft, B. (1999). Deriving concept hierarchies from text. Proceedings of the 22nd annual international ACM SIGIR conference on Research and development in information retrieval, August 1999. (pp. 206-213).

Sarfaty, G. A. (2020). Translating Modern Slavery into Management Practice. *Law & Social Inquiry*, 45(4), 1027-1051.

Selman, J. S. (2019). *Work-related Traumatic Fatal Injuries Involving Confined Spaces* (Doctoral dissertation, Curtin University).

Shalaev, V. M. (2008). Transforming light. *Science*, 384-386.

Shannon, C. E. (1948). A Mathematical Theory of Communication, Part I. *Bell Systems Technical Journal*, 27, pp. 379-423.

Shannon, C. E., & Weaver, W. (1949). *A Mathematical Model of Communication*. Urbana, IL: University of Illinois Press.

Shchelokova, A. V., Melchakova, I. V. E., Slobozhanyuk, A. P., Yankovskaya, E. A., Simovski, C. R., & Belov, P. A. (2015). Experimental realization of invisibility cloaking. *Physics-Uspekhi*, 58(2), 167.

Shell, H. R. (2012). *Hide and seek: Camouflage, photography, and the media of reconnaissance*. MIT Press.

Smith, S. K., Mountain, G. A. & Hawkins, R. J. (2015). A scoping review to identify the techniques frequently used when analysing qualitative visual data. *International Journal of Social Research Methodology*, 19 (6), 693-715. ISSN 1364-5579.

Swuste, P. H. J. J., van Gulijk, C., & Zwaard, A. W. (2010). Safety metaphors and theories, a review of the occupational safety literature of the US, UK and The Netherlands, till the first part of the 20th century. *Safety Science*, 48, 1000-1018

Swuste, P., Van Gulijk, C., Zwaard, W., & Oostendorp, Y. (2014). Occupational safety theories, models and metaphors in the three decades since World War II, in the United States, Britain and the Netherlands: A literature review. *Safety science*, 62, 16-27.

Taleb, N. N. (2010). *The Black Swan – The impact of the highly improbable*, second ed. Penguin, London.

Taylor, L. (2005). *Introducing cognitive development*. U.S.A.: Psychology Press.

Teperik, T. V., Burokur, S. N., de Lustrac, A., Sabanowski, G., & Piau, G. P. (2017). Experimental validation of an ultra-thin metasurface cloak for hiding a metallic obstacle from an antenna radiation at low frequencies. *Applied Physics Letters*, 111(5), 054105.

Thomass, J., Thomass, J. (1987). Predator. Motion picture. 20<sup>th</sup> Century Fox.

Timulak, L. (2014). Qualitative meta-analysis. In: Flick, U. (Ed.) (2014) Mapping the field. The SAGE Handbook of Qualitative Data Analysis, Pp. 481-495. London UK: Sage Publications Ltd.

Tolkien, J.R.R. (1937). The Hobbit. London: George Allen & Unwin Ltd.

Tolkien, J.R.R. (1954A). The Fellowship of the Ring. London: George Allen & Unwin Ltd.

- Tolkien, J.R.R. (1954B). *The Two Towers*. London: George Allen & Unwin Ltd.
- Tolkien, J.R.R. (1955). *The Return of the King*. London: George Allen & Unwin Ltd.
- Top Gear (2015). Invisible car. <https://www.youtube.com/watch?v=6SQ3pdgo-Wo> [accessed jan 11, 2021]
- Turilli, M., & Floridi, L. (2009). The ethics of information transparency. *Ethics and Information Technology*, 11(2), 105-112.
- Turner, B. A. (1976). The development of disasters—a sequence model for the analysis of the origins of disasters. *The Sociological Review*, 24(4), 753-774.
- Vermeij, G. J. (1994). The evolutionary interaction among species: selection, escalation, and coevolution. *Annual review of ecology and systematics*, 25(1), 219-236.
- Vierendeels, G., Reniers, G., van Nunen, K., & Ponnet, K. (2018). An integrative conceptual framework for safety culture: The Egg Aggregated Model (TEAM) of safety culture. *Safety science*, 103, 323-339.
- Von Oertzen, C. (2016). Hidden Helpers: Gender, Skill, and the Politics of Workforce Management for Census Compilation in Late Nineteenth-Century Prussia. In: Bangham, J., & Kaplan, J., Eds. (2016). *Invisibility and Labour in the Human Sciences*. Max Planck Institute for the History of Science, Berlin. Pp.47-50.
- Wagner, R. (1876). *Ring des Nibelungen*. Mainz: Schott's Söhnen.
- Wannell, L. (2019). *The invisible man*. Motion picture. 20<sup>th</sup> Century Fox.
- Wagoner, R. S., López-Gálvez, N. I., de Zapien, J. G., Griffin, S. C., Canales, R. A., & Beamer, P. I. (2020). An occupational heat stress and hydration assessment of agricultural workers in North Mexico. *International journal of environmental research and public health*, 17(6), 2102.
- Webb, S. (2017). *Invisibility*. In *All the Wonder that Would Be* (pp. 179-202). Springer, Cham.
- Wells, H. G. (1897). *The invisible man*. London: C. A. Pearson.
- Wessels, R. H. A. (1997). Het belang en toegankelijkheid van grijze literatuur [The importance and accessibility of grey literature]. *Informatie Professional*, 1(3), 28-32.
- Whale, J. (1933). *The invisible man*. Motion picture. Universal.
- Williams, J.C. (1986). HEART, A proposed method for assessing human error. Bradford: University of Bradford.
- Wilmsen, C., Bush, D., & Barton-Antonio, D. (2015). Working in the shadows: safety and health in forestry services in Southern Oregon. *Journal of forestry*, 113(3), 315-324.
- Woolley, J. D., & Brown, M. M. (2015). The development of children's concepts of invisibility. *Cognitive development*, 34, 63-75.
- Xu, S., Dong, F. Y., Guo, W. R., Han, D. D., Qian, C., Gao, F., ... , & Sun, H. B. (2020). Cross-wavelength invisibility integrated with various invisibility tactics. *Science advances*, 6(39), eabb3755.
- Zhang, B., Luo, Y., Liu, X., & Barbastathis, G. (2011). Macroscopic invisibility cloak for visible light. *Physical Review Letters*, 106(3), 033901.
- Zhao, D., & Lucas, J. (2015). Virtual reality simulation for construction safety promotion. *International journal of injury control and safety promotion*, 22(1), 57-67.
- Zheng, B., Zhu, R., Jing, L., Yang, Y., Shen, L., Wang, H., ... , & Chen, H. (2018). 3D Visible-light invisibility cloak. *Advanced Science*, 5(6), 1800056.

## Addendum List of object path and observer properties

### Object properties

absenteeism of workers  
 ageing plant  
 Avoidance of claims  
 be among many similar in a forest  
 be inconspicuous  
 be transparent  
 camouflage nets military equipment  
 cloak cameras and projectors  
 company compliance attitude on accident statistics  
 complex installation sections  
 cover uniform for short whites  
 create a diversion  
 plant in declining state  
 deviation installation noticed  
 deviation process noticed  
 disappear for short whites  
 evade camera field of view  
 explosive atmosphere confined  
 hard to identify employers accident statistics  
 having a big ignored problem in group of persons  
 heat insulation  
 hidden unobserved informal enterprise  
 hide in dent or trenches  
 hide under snow cover  
 high air pressure in container, invisible from outside  
 imitate rock  
 change implemented superficially  
 incomplete statistics for Language Problem Related Accidents  
 insufficient safety measures  
 irregular informal enterprise  
 language problem hazards  
 little attention for environmental damage  
 low oxygen content, invisible  
 maintenance cost cutting on plant  
 metamaterial screen  
 move directional  
 moving fast hi speed  
 new technology with new unknown risks  
 non-specific database taxonomy  
 only looking at most severe cases in accident statistics  
 opposite cameras & LED screens  
 less emission (plasmonics antennas)  
 poor knowledge management  
 poor safety performance data  
 poor work relations among workers  
 present a salient decoy  
 pseudo layer cameras screens  
 quality of work problems among workers  
 records of incidents  
 road dangers - unknown  
 same colour as background  
 same shape as closest objects  
 skin actively matches environment under water - octopus  
 stand in shadow  
 statistics of incidents  
 stay out of sight  
 stealth shape material surfaces airplane  
 superficiality of accident reports  
 toxic gas, invisible air toxic gas, confined space  
 transformation optics  
 trends in incidents  
 underreporting of accidents  
 unknown object properties  
 abuse of workers in work practice (slavery, trafficking)  
 analysis of incidents  
 be among many in a crowd  
 be before a high intensity light background  
 be small among many on a beach  
 be very small  
 change very slow  
 come from the suns direction  
 complex compensation rules after accident  
 contamination with invisible chemicals  
 covert regulator inspection  
 deception of workers  
 worker dehydration signs not clear  
 deviation procedures noticed  
 is dipped in same refraction index transparent fluid  
 electrical hazards  
 explosive atmosphere  
 few regulator inspections accident statistics  
 has time variation  
 heat insulating suit  
 heat strain signs not clear  
 hide behind baffle  
 hide under shroud  
 hide under water surface  
 Illegal-, black market-, clandestine-, informal enterprise  
 imitate twig or leaf  
 in backyard informal enterprise  
 initiate action incidents  
 interrupted place / time in sync  
 lack of Health Safety & Environment awareness  
 large distance, far away  
 little help for victims of disaster  
 low oxygen content, invisible in air confined space  
 memory loss in organization  
 move back and forth fast  
 moving away fast  
 Nano-scale metal grid  
 no photon interaction  
 not affecting light  
 only prosecuting easy legal cases in accident statistics  
 opposite cameras & plasma screens  
 poor access to accident data  
 poor metrics  
 poor validity of indicators  
 poor working circumstances  
 presenting only "good news"  
 psycho-social risks among workers  
 recently happened far away (celestial) event  
 reports about incidents  
 role unclear safety representative workers  
 same pattern  
 skin actively matches environment in jungle- chameleon  
 stand between reflecting mirrors  
 standing in a crowd  
 stay between scrubs/trees  
 staying out of field of view  
 stealth shape material surfaces navy vessel  
 toxic gas, invisible  
 toxic vapour cloud, invisible  
 transparent scattering cancellation  
 underground, subterranean  
 unexpected failure of installation  
 unorganized

unreported, shadow  
 use bright light to outshine  
 use flash light in sync  
 use special colours  
 use thermal IR blanket  
 using camouflage clothing/mask  
 victim language barriers  
 wave flow device  
 worker fear for retaliation  
 worker vulnerable - low social economic situation  
 workers avoiding socializing  
 workers unaware of own position while abused

use a paint colour pattern  
 use darkness at night  
 use retroreflective cover  
 use stealth reflective cover  
 use wavelength  
 vapour cloud, invisible fuel  
 violence among workers  
 worker experiential Health Safety & Environment knowledge  
 worker vulnerable - immigrant  
 workers afraid to speak  
 workers laying low  
 workers with routine tasks

## Path properties

administrative flaw deviation installation information  
 administrative flaw deviation process information  
 administrative flaw identifying dehydration risk  
 administrative flaw in records and archives information  
 administrative flaw incidents analysis information  
 administrative flaw incidents records information  
 administrative flaw incidents statistics information  
 administrative flaw maintenance cost cut information  
 administrative flaw objective procedures information  
 administrative flaw plant ageing information  
 administrative flaw poor knowledge management information  
 administrative flaw psychosocial behaviour  
 administrative flaw psychosocial poor work relations behaviour  
 administrative flaw subjective processing information  
 administrative flaw unexpected failure information  
 administrative process flawed for a social group information  
 delay time in medium  
 disturbing light beam distorting transmission  
 fog absorption poor transmission  
 hot air - fata morgana distorted view  
 interference distorting transmission  
 light bending by gravity  
 path blocked by blindfold  
 scattering in medium reducing transmission  
 smoke screen absorption poor transmission  
 standardized forms flawed for an individual  
 standardized notebooks flawed for an individual  
 supply chain info exchange  
 supply chain poor info exchange deception  
 supply chain poor info exchange Health Safety & Environment  
 sustainability goal overrules new risks

administrative flaw deviation procedures information  
 administrative flaw fair treatment of individuals information  
 administrative flaw identifying heat strain risk  
 administrative flaw incident initiating actions information  
 administrative flaw incidents poor metrics information  
 administrative flaw incidents reports information  
 administrative flaw incidents trends information  
 administrative flaw no separation observer-analyst information  
 administrative flaw org. memory loss information  
 administrative flaw plant declining information  
 administrative flaw poor standards of conduct information  
 administrative flaw psychosocial absenteeism information  
 administrative flaw psychosocial violence behaviour  
 administrative flaw subjective system information  
 administrative flaw work quality monitoring  
 darkness reduces sight  
 dents, scrubs, trees reduce field of view  
 dust cloud poor transmission  
 haze reduces transmission  
 inner safety culture layers not influencing behaviour  
 large distance delay time  
 other object in front blocks transmission  
 reflective objects scatter transmission  
 scrubs and trees reduce transmission  
 standardized forms flawed for a social group  
 standardized notebooks flawed for a social group  
 strayed in dust cloud poor transmission  
 supply chain poor info exchange abuse  
 supply chain poor info exchange fear to speak  
 supply chain poor info exchange worker position

## Observer properties

avoidance of discrimination charge - language issues  
 bias considered exceptional  
 bias cultivating doubt  
 bias false knowledge  
 bias influence by institutions  
 bias protect future interests  
 blind spot  
 blinded by close bright light  
 blinking, eyes closed  
 cannot distinguish has same pattern  
 cannot interpret field of view  
 cannot see all wavelengths  
 cannot see danger explosion contaminant in substance  
 cannot see danger explosive atmosphere confined space  
 cannot see danger hi air pressure  
 cannot see danger low oxygen confined space  
 cannot see danger toxic gas confined space  
 cannot see small things

bias avoid stain on reputation  
 bias considered tolerable  
 bias deceptive expert knowledge  
 bias ignorance  
 bias organisational forgetting  
 blind moments  
 blinded by bright background  
 blinded by the sun  
 cannot distinguish has same colour  
 cannot distinguish has same shape  
 cannot notice inconspicuous  
 cannot see danger due to unknown object prop  
 cannot see danger explosion fuel vapour cloud  
 cannot see danger explosive atmosphere  
 cannot see danger low oxygen air  
 cannot see danger toxic gas  
 cannot see danger toxic vapour cloud  
 cannot single out among many

cannot single out among many same	cannot single out in crowd
cannot single out in crowd	is colour blind
economic political bias with respect to environmental damage	economic political bias with respect to help to victim
follow subjective complex instructions	has inverse time variation synchronicity
ignorance of language issues	ignoring elephant in the room
insufficient awareness of poor safety measures	insufficient training (electricity danger)
insufficiently understood workplace	lay observers subjectivity
limited field of view	looks at salient things
looks at selective things only	looks at something else by chance
looks at wrong moment by chance	looks in other direction
looks selectively at flaws only	mechanical subjectivity
mental delusion	mental flaw due to substance abuse
poor eyesight	poor view due to bias
poor view due to not concentrated	poor view due to prejudice
poor view superficial, lack of focus	prejudice subjectivity against individual
pre-occupied with other things	sensitivity threshold not reached
short-sightedness	subjective knows individual
subjective norms, moral, political, legal, ethical, field of view	subjectivity due to observer-analyst not separated
take dominant position ignoring worker knowledge	unknown vision limitations