

Restless Tuneup of High-Fidelity Qubit Gates

Rol, M. A.; Bultink, C. C.; O'Brien, T. E.; De Jong, S. R.; Theis, L. S.; Fu, X.; Luthi, F.; Vermeulen, R. F.L.; De Sterke, J. C.; Bruno, A.

Publication date

2017

Document Version

Final published version

Published in

Physical Review Applied

Citation (APA)

Rol, M. A., Bultink, C. C., O'Brien, T. E., De Jong, S. R., Theis, L. S., Fu, X., Luthi, F., Vermeulen, R. F. L., De Sterke, J. C., Bruno, A., Deurloo, D., Schouten, R. N., Wilhelm, F. K., & Dicarolo, L. (2017). Restless Tuneup of High-Fidelity Qubit Gates. *Physical Review Applied*, 7(4), Article 041001.

Important note

To cite this publication, please use the final published version (if applicable).
Please check the document version above.

Copyright

Other than for strictly personal use, it is not permitted to download, forward or distribute the text or part of it, without the consent of the author(s) and/or copyright holder(s), unless the work is under an open content license such as Creative Commons.

Takedown policy

Please contact us and provide details if you believe this document breaches copyrights.
We will remove access to the work immediately and investigate your claim.

Restless Tuneup of High-Fidelity Qubit Gates

M. A. Rol,^{1,2} C. C. Bultink,^{1,2} T. E. O'Brien,³ S. R. de Jong,^{1,2} L. S. Theis,⁴ X. Fu,¹ F. Luthi,^{1,2} R. F. L. Vermeulen,^{1,2} J. C. de Sterke,^{5,1} A. Bruno,^{1,2} D. Deurloo,^{6,1} R. N. Schouten,^{1,2} F. K. Wilhelm,⁴ and L. DiCarlo^{1,2}

¹*QuTech, Delft University of Technology, P.O. Box 5046, 2600 GA Delft, The Netherlands*

²*Kavli Institute of Nanoscience, Delft University of Technology, P.O. Box 5046, 2600 GA Delft, The Netherlands*

³*Instituut-Lorentz for Theoretical Physics, Leiden University, P.O. Box 9506, 2300 RA Leiden, The Netherlands*

⁴*Theoretical Physics, Saarland University, 66123 Saarbrücken, Germany*

⁵*Topic Embedded Systems B.V., P.O. Box 440, 5680 AK Best, The Netherlands*

⁶*Netherlands Organisation for Applied Scientific Research (TNO), P.O. Box 155, 2600 AD Delft, The Netherlands*

(Received 22 November 2016; revised manuscript received 18 February 2017; published 24 April 2017)

We present a tuneup protocol for qubit gates with tenfold speedup over traditional methods reliant on qubit initialization by energy relaxation. This speedup is achieved by constructing a cost function for Nelder-Mead optimization from real-time correlation of nondemolition measurements interleaving gate operations without pause. Applying the protocol on a transmon qubit achieves 0.999 average Clifford fidelity in one minute, as independently verified using randomized benchmarking and gate-set tomography. The adjustable sensitivity of the cost function allows the detection of fractional changes in the gate error with a nearly constant signal-to-noise ratio. The restless concept demonstrated can be readily extended to the tuneup of two-qubit gates and measurement operations.

DOI: [10.1103/PhysRevApplied.7.041001](https://doi.org/10.1103/PhysRevApplied.7.041001)

I. INTRODUCTION

Reliable quantum computing requires the building blocks of algorithms, quantum gates, to be executed with low error. Strategies aiming at quantum supremacy without error correction [1,2] require $\sim 10^3$ gates, and thus gate errors $\sim 10^{-3}$. Concurrently, a convincing demonstration of quantum fault tolerance using the 17- and 49-qubit surface-code encoding [3,4] under development by several groups worldwide requires gate errors one order of magnitude below the $\sim 10^{-2}$ threshold of surface code [5,6].

The quality of qubit gates depends on qubit coherence times and the accuracy and precision of the pulses realizing them. With the exception of a few systems known with metrological precision [7], pulsing requires meticulous calibration by closed-loop tuning, i.e., pulse adjustment based on experimental observations. Numerical optimization algorithms have been implemented to solve a wide range of tuning problems with a cost-effective number of iterations [8–13]. However, relatively little attention has been given to quantitatively exploring the speed and robustness of the algorithms used. This becomes crucial with more complex and precise quantum operations, as the number of parameters and requisite precision of calibration grow.

Though many aspects of tuning qubit gates are implementation independent, some details are specific to physical realizations. Superconducting transmon qubits are a promising hardware for quantum computing, with gate times already exceeding coherence times by 3 orders of magnitude. Conventional gate tuneup relies on qubit initialization,

performed passively by waiting several times the qubit energy-relaxation time T_1 or actively through feedback-based reset [14]. Passive initialization becomes increasingly inefficient as T_1 steadily increases [15,16], while a feedback-based reset is technically involved [17].

In this Letter, we present a gate-tuneup method that dispenses with T_1 initialization and achieves tenfold speedup over the state of the art [9] without active reset. Restless tuneup exploits the real-time correlation of quantum-nondemolition (QND) measurements to interleave gate operations without pause, and the evaluation of a cost function for numerical optimization with adjustable sensitivity at all levels of gate fidelity. This cost function is obtained from a simple modification of the gate sequences of conventional randomized benchmarking (CRB) to penalize both gate errors within the qubit subspace and any leakage from it. We quantitatively match the signal-to-noise ratio of this cost function with a model that includes measured T_1 fluctuations. Restless tuneup robustly achieves T_1 -dominated gate fidelity of 0.999, verified using both CRB with T_1 initialization and a first implementation of gate-set tomography (GST) [18] in a superconducting qubit. While this performance matches that of conventional tuneup, restless tuneup is tenfold faster and converges in one minute.

II. RESTLESS CONCEPT AND SPEEDUP

In many tuneup routines [Fig. 1(a)], the relevant information from the measurements can be expressed as the fraction ϵ of nonideal outcomes (m_n). In conventional gate

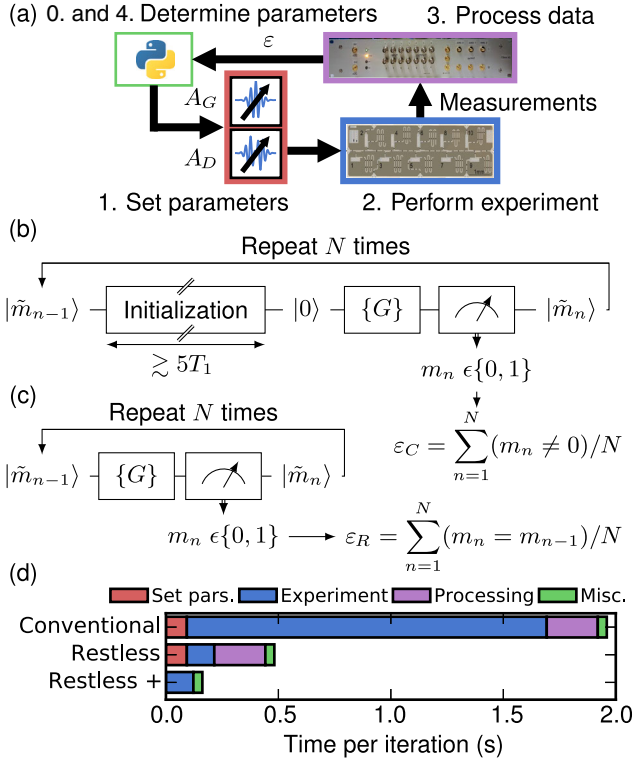


FIG. 1. (a) A general qubit-gate-tuneup loop. In conventional tuneup (b), the qubit is initialized before measuring the effect of $\{G\}$. In restless tuneup (c), the qubit is not initialized, and instead m_{n-1} is used to estimate the initial state ($|\tilde{m}_{n-1}\rangle$). (d) Benchmark of various contributions to the time per iteration in conventional and restless tuneup, without and with technical improvements (see text for details).

tuneup, a qubit is repeatedly initialized in the ground state $|0\rangle$, driven by a set of gates ($\{G\}$) whose net operation is ideally identity, and measured [Fig. 1(b)]. The conventional cost function is the raw infidelity,

$$\epsilon_C = \sum_{n=1}^N (m_n \neq 0)/N.$$

The central idea of restless tuning [Fig. 1(c)] is to remove the time-costly initialization step, by measuring the correlation between subsequent QND measurements and interleaving gate operations without any rest [19]. For example, when the net ideal gate operation is a bit flip, we can define the error fraction

$$\epsilon_R = \sum_{n=2}^N (m_n = m_{n-1})/N. \quad (1)$$

We demonstrate the restless tuneup of derivative-removal-by-adiabatic-gate (DRAG) pulses [20] on the transmon qubit recently reported in Ref. [12] (a summary of device parameters is in Ref. [21]). We choose DRAG pulses

(duration $\tau_p = 20$ ns) for their proven ability to reduce gate error and leakage [26,27] with few-parameter analytic pulse shapes. These pulses consist of Gaussian (G) and derivative of Gaussian (D) envelopes of the in- and quadrature-phase components of a microwave drive at the transition frequency f between qubit levels $|0\rangle$ and $|1\rangle$. These components are generated using four channels of an arbitrary waveform generator (AWG), frequency up-conversion by sideband modulation of one microwave source, and two in-phase-quadrature (I - Q) mixers. The G and D components are combined inside a vector switch matrix (VSM) [28] (details in Ref. [21]). A key advantage of this scheme using four channels is the ability to independently set the G and D amplitudes (A_G and A_D , respectively), without uploading new waveforms to the AWG.

To measure the speedup obtained from the restless method, we must take the complete iteration into account. The traditional iteration of a tuneup routine involves the following: (1) setting parameters (four channel amplitudes on a Tektronix 5014 AWG); (2) acquiring $N = 8000$ measurement outcomes; (3) sending the measurement outcomes to the computer and processing them; and (4) miscellaneous overhead that includes determining the parameters for the next iteration, as well as saving and plotting data. In Fig. 1(d), we visualize these costs for an example optimization experiment. We intentionally penalize the restless method by choosing a large number of gates (~ 550). Even in these conditions, restless sequences reduce the acquisition time from 1.60 to 0.12 s. However, the improvement in total time per iteration (from 1.98 to 0.50 s) is modest due to 0.38 s of overhead.

We take two steps to reduce overhead. The 0.23 s required to send all measurement outcomes to the computer and then calculate the error fraction is reduced to < 1 ms by calculating the fraction in real time, using the same field-programmable gate-array system that digitizes and processes the raw measurement signals into bit outcomes. The 0.09 s required to set the four channel amplitudes in the AWG is reduced to 1 ms by setting A_G and A_D in the VSM. With these two technical improvements, the remaining overhead is dominated by the miscellaneous contributions (40 ms). This reduces the total time per restless (conventional) iteration to 0.16 s (1.64 s).

III. RESTLESS RANDOMIZED BENCHMARKING AS COST FUNCTION

A quantity of common interest in gate tuneup is the average Clifford fidelity F_{Cl} , which is typically measured using CRB. In CRB, $\{G\}$ consists of sequences of N_{Cl} random Clifford gates, including a final recovery Clifford gate that makes the ideal net operation identity. Following [29], we compose the 24 single-qubit Clifford gates from the set of π and $\pm\pi/2$ rotations around the x and y axes, which requires an average of 1.875 gates per Clifford. Gate errors make ϵ_C increase with N_{Cl} as [30,31]

$$1 - \varepsilon_C = A(p_{\text{Cl}})^{N_{\text{Cl}}} + B. \quad (2)$$

Here, A and B are constants determined by state-preparation-and-measurement (SPAM) error, and $1 - p_{\text{Cl}}$ is the average depolarizing probability per gate, making $F_{\text{Cl}} = \frac{1}{2} + \frac{1}{2}p_{\text{Cl}}$. Extracting F_{Cl} from a CRB experiment involves measuring ε_C for different N_{Cl} and fitting Eq. (2). However, for tuning it is sufficient to optimize ε_C at one choice of N_{Cl} , because $\varepsilon_C(N_{\text{Cl}})$ decreases monotonically with F_{Cl} [9].

In the presence of leakage, CRB sequences and ε_C are not ideally suited for restless tuneup. Typically, there is significant overlap in the readout signals from the first ($|1\rangle$) and second ($|2\rangle$) excited state of a transmon. A transmon in $|2\rangle$ can produce a string of identical measurement outcomes until it relaxes back to the qubit subspace. If the ideal net operation of $\{G\}$ is identity, the measurement outcomes can be indistinguishable from ideal behavior. Although the leakage on single-qubit gates is typically small (10^{-5} – 10^{-3} per Clifford for the range of A_D considered [27,28]), a simple modification to the sequence allows penalizing leakage. By choosing the recovery Clifford for restless randomized benchmarking (RRB) sequences so that the ideal net operation of $\{G\}$ is a bit flip, leakage produces an error. This simple modification makes ε_R a better cost function.

We now examine the suitability of the restless scheme for optimization (Fig. 2). Plots of the average $\varepsilon_R(N_{\text{Cl}})$ [$\bar{\varepsilon}_R(N_{\text{Cl}})$] at various F_{Cl} (controlled via A_G) behave similarly to ε_C in CRB. Furthermore, ε_R is minimized at the same A_G as ε_C , with only a shallower dip because of

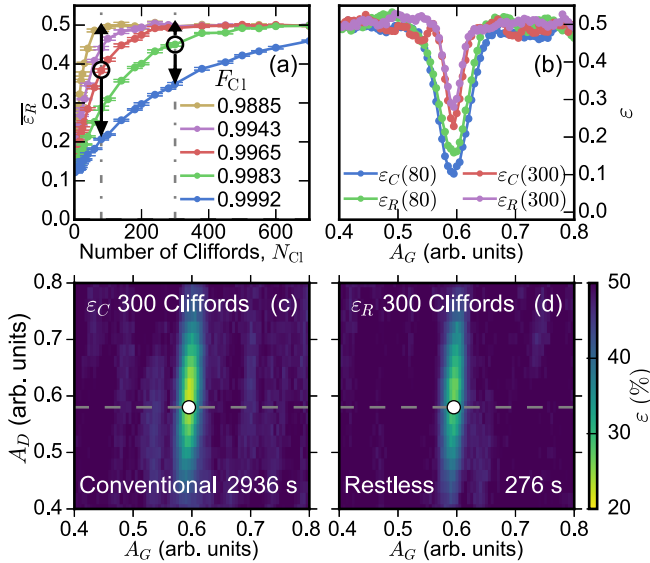


FIG. 2. (a) Average error fraction of RRB for different F_{Cl} vs N_{Cl} . (b) ε_C and ε_R as a function of A_G for $N_{\text{Cl}} = 80$ and $N_{\text{Cl}} = 300$. The curves are denoted by a dashed line in (c),(d). (c), (d) ε for $N_{\text{Cl}} = 300$ as a function of A_G and A_D . White circles indicate minimal ε . The total acquisition time is shown at the bottom right.

SPAM. The (A_G , A_D) landscapes for both cost functions [Figs. 2(c) and 2(d)] are smooth around the optimum, making them suitable for numerical optimization. The fringes far from the optimum arise from the limited number of seeds (always 200) used to generate the randomized-benchmarking sequences. Note that while the landscapes are visually similar, the difference in time required to map them is striking: ~ 50 min for ε_C vs < 5 min for ε_R at $N_{\text{Cl}} = 300$.

The sensitivity of ε_R to the tuning parameters depends on both the gate fidelity and N_{Cl} . This can be seen in the variations between curves in Fig. 2(a). In order to quantify this sensitivity, we define a signal-to-noise ratio. For signal we take the average change in the error fraction, $\Delta \bar{\varepsilon}_R = \bar{\varepsilon}_R(F_{\text{Cl}}^b) - \bar{\varepsilon}_R(F_{\text{Cl}}^a)$, from F_{Cl}^a to $F_{\text{Cl}}^b \approx \frac{1}{2} + \frac{1}{2}F_{\text{Cl}}^a$ (halving the infidelity). For noise we take $\overline{\sigma_{\varepsilon_R}}$, the average standard deviation of ε_R between F_{Cl}^a and F_{Cl}^b . We find that the maximal signal-to-noise ratio remains ~ 15 for an optimal choice of N_{Cl} that increases with F_{Cl}^a (Fig. 3 and details in Ref. [21]). This allows tuning in logarithmic time, since reducing error rates $p \rightarrow p/2^M$ requires only M optimization steps.

A simple model describes the measurement outcomes as independent and binomially distributed with error probability ε_R , as per Eq. (2) with $\varepsilon_C \rightarrow \varepsilon_R$. This model captures all the essential features of the signal. However, it only quantitatively matches the noise at high N_{Cl} . Experiment shows an increase in noise at low N_{Cl} . In this range, ε_R is dominated by SPAM, which is primarily due to T_1 . We surmise that the increase stems from T_1 fluctuations [32] during the acquisition of statistics in these RRB experiments. To test this

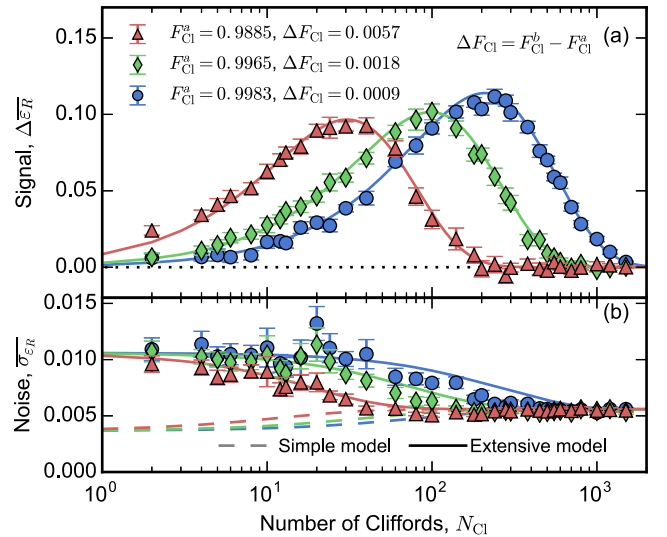


FIG. 3. (a) Signal $\Delta \bar{\varepsilon}_R$ for a halving of the gate infidelity, plotted as a function N_{Cl} at $F_{\text{Cl}}^a \sim 0.989$ (red), 0.996 (green), and 0.998 (blue). (b) Noise dependence on N_{Cl} at the same fidelity levels. Added curves are obtained from the two models described in the main text.

hypothesis, we develop an extensive model incorporating T_1 fluctuations into the calculation of both signal and noise [21]. We find good agreement with experimental results using independently measured values of $\overline{T_1}$ and σ_{T_1} . The good agreement confirms the nondemolition character of the measurement previously reported in Ref. [12].

IV. PERFORMANCE AS A TUNEUP PROTOCOL

Following its validation, we now employ ε_R in a two-step numerical optimization protocol (Fig. 4). We choose the Nelder-Mead algorithm [33] as it is derivative free and easy to use, requiring only the specification of a starting point and initial step sizes. The first step using $\varepsilon_R(N_{\text{Cl}} = 80)$ ensures convergence even when starting relatively far from the optimum, while the second step using $\varepsilon_R(N_{\text{Cl}} = 300)$ fine tunes the result. We test the optimization for four realistic starting deviations from the optimal parameters ($A_D^{\text{opt}}, A_G^{\text{opt}}$). A_G is chosen at both approximately 6% above and below A_G^{opt} , selected as a worst-case estimate from a Rabi oscillation experiment. A_D is chosen at both approximately half and double A_D^{opt} . The initial step sizes are $\Delta A_G \approx -0.03A_G^{\text{opt}}$, $\Delta A_D \approx -0.25A_D^{\text{opt}}$ for the first step, and $\Delta A_G \approx -0.01A_G^{\text{opt}}$, $\Delta A_D \approx -0.08A_D^{\text{opt}}$ for the second step.

We assess the accuracy of the above optimization and compare to traditional methods. A CRB experiment [Fig. 4(c)] following two-parameter restless optimization indicates $F_{\text{Cl}} = 0.9991$. This value matches the average achieved by

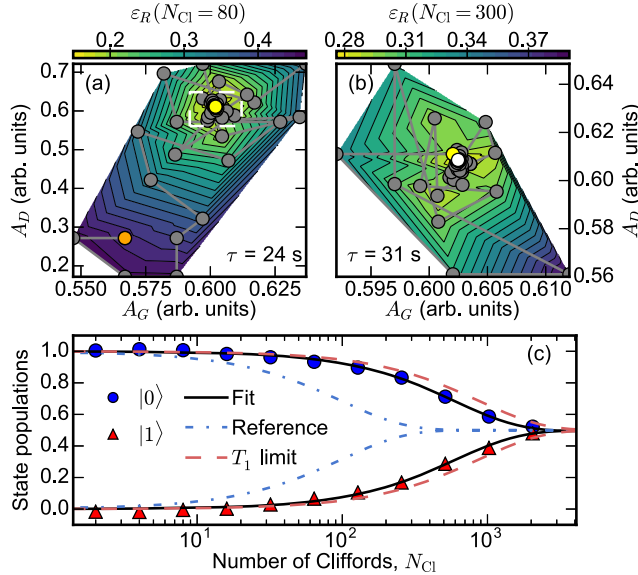


FIG. 4. Two-parameter restless tuneup using a two-step optimization, first at $N_{\text{Cl}} = 80$ (a) and then at $N_{\text{Cl}} = 300$ (b). Contour plots show a linear interpolation of ε_R . The starting point, intermediate result, and final result are marked by orange, yellow, and white dots, respectively. (c) CRB of tuned pulses ($F_{\text{Cl}} = 0.9991$), compared to $F_{\text{Cl}}^{(T_1)} = 0.9994$ and $F_{\text{Cl}} = 0.995$ for reference.

TABLE I. Tuning protocol performance. Mean (overlined) and standard deviations (denoted by σ) of F_{Cl} , time to convergence τ , and number of iterations N_{it} for restless and conventional tuneups with two and three parameters. The average T_1 measured throughout these runs and the corresponding average $F_{\text{Cl}}^{(T_1)}$ are also listed.

	Two-parameter (A_G, A_D)		Three-parameter (A_G, A_D, f)	
	Conventional	Restless	Conventional	Restless
$\overline{F_{\text{Cl}}}$	0.9991	0.9991	0.9990	0.9990
$\sigma_{F_{\text{Cl}}}$	3×10^{-5}	3×10^{-5}	0.0001	0.0001
$\overline{\tau}$	660 s	59 s	610 s	66 s
σ_{τ}	110 s	11 s	110 s	13 s
$\overline{N_{\text{it}}}$	400	370	370	420
$\sigma_{N_{\text{it}}}$	70	70	70	80
$\overline{F_{\text{Cl}}^{(T_1)}}$	0.9994		0.9993	
$\overline{T_1}$	21.4 μs		19.3 μs	

both restless and conventional tuneups for the different starting conditions. We also implement GST to independently verify results obtained using CRB. From the process matrices we extract the average GST Clifford fidelity, $F_{\text{Cl}}^{\text{GST}} = 0.99907 \pm 0.00003$ (0.99909 ± 0.00003) for restless (conventional) tuneup [21], consistent with the value obtained from CRB.

The robustness of the optimization protocol is tested by interleaving tuneups with CRB and T_1 measurements over eleven hours (summarized in Table I, and detailed in Ref. [21]). Both tuneups reliably converge to $F_{\text{Cl}} = 0.9991$, close to the T_1 limit [34]:

$$F_{\text{Cl}}^{(T_1)} \approx \frac{1}{6} (3 + 2e^{-\tau_c/2T_1} + e^{-\tau_c/T_1}) = 0.9994, \quad (3)$$

with $\tau_c = 1.875\tau_p$. However, restless tuneup converges in one minute, while conventional tuneup requires eleven.

It remains to test how restless tuneup behaves as additional parameters are introduced. Many realistic scenarios also require tuning the drive frequency f . As a worst case, we take an initial detuning of ± 250 kHz. The initial step size in the first (second) step is 100 kHz (50 kHz). The three-parameter optimization converges to $F_{\text{Cl}} = 0.9990 \pm 0.0001$ for both restless and conventional tuneups. We attribute the slight decrease in F_{Cl} achieved by three-parameter optimization to the observed reduction in average T_1 .

V. SUMMARY

In summary, we develop an accurate and robust tuneup method achieving a tenfold speedup over the state of the art [9]. This speedup is achieved by avoiding qubit initialization by relaxation, and by using real-time correlation of measurement outcomes to build the cost function for numerical optimization. We apply the restless concept to

the tuneup of Clifford gates on a transmon qubit, reaching a T_1 -dominated fidelity of 0.999 in one minute, verified by conventional randomized benchmarking and gate-set tomography. We show experimentally that the method can detect fractional reductions in gate error with nearly constant signal-to-noise ratio. An interesting next direction is to develop an algorithm that makes optimal use of this tunable sensitivity while maintaining the demonstrated robustness. The enhanced speed combined with the generic nature of the optimizer would also allow exploring other, more generic nonadiabatic gates without analytic pulse shapes, in a fashion analogous to optimal control theory [35,36]. Immediate next experiments will extend the restless concept to the tuneup of two-qubit controlled-phase gates [37,38] exploiting interactions with noncomputational states [39], in which leakage errors often dominate ($\sim 10^{-2}$). In this context, we anticipate that the RRB modification and the ϵ_R cost function will prove essential to reaching 0.999 fidelity. Finally, we also envision applying the restless concept to the simultaneous tuneup of single-qubit gates in the many-qubit setting (e.g., a logical qubit).

ACKNOWLEDGEMENTS

We thank R. Sagastizabal for experimental assistance, C. Dickel, J. Helsen, and S. Poletto for discussions, A. Johnson for support with Microsoft QCoDeS, and K. Ruddinger, E. Nielsen, and R. Blume-Kohout for support with GST/pyGSTi. This research is supported by the Office of the Director of National Intelligence (ODNI), Intelligence Advanced Research Projects Activity (IARPA), via the U.S. Army Research Office Grant No. W911NF-16-1-0071. Additional funding provided by the ERC Synergy Grant QC-lab, the China Scholarship Council (X.F.) and Microsoft Corporation Station Q. The views and conclusions contained herein are those of the authors and should not be interpreted as necessarily representing the official policies or endorsements, either expressed or implied, of the ODNI, IARPA, or the U.S. Government. The U.S. Government is authorized to reproduce and distribute reprints for Governmental purposes notwithstanding any copyright annotation thereon.

-
- [1] S. Boixo, S. V. Isakov, V. N. Smelyanskiy, R. Babbush, N. Ding, Z. Jiang, J. M. Martinis, and H. Neven, Characterizing quantum supremacy in near-term devices, [arXiv:1608.00263](https://arxiv.org/abs/1608.00263).
 - [2] Pierre-Luc Dallaire-Demers and Frank K. Wilhelm, Quantum gates and architecture for the quantum simulation of the fermi-hubbard model, *Phys. Rev. A* **94**, 062304 (2016).
 - [3] Clare Horsman, Austin G Fowler, Simon Devitt, and Rodney Van Meter, Surface code quantum computing by lattice surgery, *New J. Phys.* **14**, 123011 (2012).

- [4] Yu Tomita and Krysta M. Svore, Low-distance surface codes under realistic quantum noise, *Phys. Rev. A* **90**, 062320 (2014).
- [5] Austin G. Fowler, Matteo Mariantoni, John M. Martinis, and Andrew N. Cleland, Surface codes: Towards practical large-scale quantum computation, *Phys. Rev. A* **86**, 032324 (2012).
- [6] John M. Martinis, Qubit metrology for building a fault-tolerant quantum computer, *npj Quantum Inf.* **1**, 15005 (2015).
- [7] B. E. Anderson, H. Sosa-Martinez, C. A. Riofrío, Ivan H. Deutsch, and Poul S. Jessen, Accurate and Robust Unitary Transformations of a High-Dimensional Quantum System, *Phys. Rev. Lett.* **114**, 240401 (2015).
- [8] D. J. Egger and F. K. Wilhelm, Adaptive Hybrid Optimal Quantum Control for Imprecisely Characterized Systems, *Phys. Rev. Lett.* **112**, 240503 (2014).
- [9] J. Kelly, R. Barends, B. Campbell, Y. Chen, Z. Chen, B. Chiaro, A. Dunsworth, A. G. Fowler, I.-C. Hoi, E. Jeffrey, A. Megrant, J. Mutus, C. Neill, P. J. J. O'Malley, C. Quintana, P. Roushan, D. Sank, A. Vainsencher, J. Wenner, T. C. White, A. N. Cleland, and John M. Martinis, Optimal Quantum Control Using Randomized Benchmarking, *Phys. Rev. Lett.* **112**, 240504 (2014).
- [10] J. Kelly, R. Barends, A. G. Fowler, A. Megrant, E. Jeffrey, T. C. White, D. Sank, J. Y. Mutus, B. Campbell, Yu Chen, Z. Chen, B. Chiaro, A. Dunsworth, E. Lucero, M. Neeley, C. Neill, P. J. J. O'Malley, C. Quintana, P. Roushan, A. Vainsencher, J. Wenner, and John M. Martinis, Scalable *in situ* qubit calibration during repetitive error detection, *Phys. Rev. A* **94**, 032321 (2016).
- [11] D. T. McClure, Hanhee Paik, L. S. Bishop, M. Steffen, Jerry M. Chow, and Jay M. Gambetta, Rapid Driven Reset of a Qubit Readout Resonator, *Phys. Rev. Applied* **5**, 011001 (2016).
- [12] C. C. Bultink, M. A. Rol, T. E. O'Brien, X. Fu, B. C. S. Dikken, C. Dickel, R. F. L. Vermeulen, J. C. de Sterke, A. Bruno, R. N. Schouten, and L. DiCarlo, Active Resonator Reset in the Nonlinear Dispersive Regime of Circuit QED, *Phys. Rev. Applied* **6**, 034008 (2016).
- [13] Pascal Cerfontaine, Tim Botzem, Simon Sebastian Humpohl, Dieter Schuh, Dominique Bougeard, and Hendrik Bluhm, Feedback-tuned noise-resilient gates for encoded spin qubits, [arXiv:1606.01897](https://arxiv.org/abs/1606.01897).
- [14] D. Ristè, C. C. Bultink, K. W. Lehnert, and L. DiCarlo, Feedback Control of a Solid-State Qubit Using High-Fidelity Projective Measurement, *Phys. Rev. Lett.* **109**, 240502 (2012).
- [15] M. H. Devoret and R. J. Schoelkopf, Superconducting circuits for quantum information: An outlook, *Science* **339**, 1169 (2013).
- [16] C. Wang, C. Axline, Y. Y. Gao, T. Brecht, Y. Chu, L. Frunzio, M. H. Devoret, and R. J. Schoelkopf, Surface participation and dielectric loss in superconducting qubits, *Appl. Phys. Lett.* **107**, 162601 (2015).
- [17] D. Ristè and L. DiCarlo, Digital feedback in superconducting quantum circuits, [arXiv:1508.01385](https://arxiv.org/abs/1508.01385).
- [18] Robin Blume-Kohout, John King Gamble, Erik Nielsen, Kenneth Rudinger, Jonathan Mizrahi, Kevin Fortier, and Peter Maunz, Demonstration of qubit operations below a

- rigorous fault tolerance threshold with gate set tomography, *Nat. Commun.* **8** (2017).
- [19] Except $3.25 \mu\text{s}$ needed for passive depletion of photons left over from the $1\text{-}\mu\text{s}$ measurement [12].
- [20] F. Motzoi, J. M. Gambetta, P. Rebentrost, and F. K. Wilhelm, Simple Pulses for Elimination of Leakage in Weakly Non-linear Qubits, *Phys. Rev. Lett.* **103**, 110501 (2009).
- [21] See Supplemental Material at <http://link.aps.org/supplemental/10.1103/PhysRevApplied.7.041001> for additional data, where it includes Refs. [22–25].
- [22] M. A. Rol, C. Dickel, S. Asaad, C. C. Bultink, R. Sagastizabal, N. K. L. Langford, G. de Lange, B. C. S. Dikken, X. Fu, S. R. de Jong, and F. Luthi, DiCarloLab-Delft/PycQED_py3: Initial public release, *PycQED*, 2016, DOI: 10.5281/zenodo.160327.
- [23] A. C. Johnson *et al.*, QCoDeS/Qcodes: New parameter, *QCoDeS*, 2016, DOI: 10.5281/zenodo.322894.
- [24] T. E. O’Brien, B. Tarasinski, C. C. Bultink, M. A. Rol, R. Versluis, S. Poletto, and L. DiCarlo, “QuSurf logical qubit and its simulated performance with current physical-qubit parameters”, IARPA logiQ M6 report (unpublished).
- [25] Erik Nielsen, Travis Scholten, Kenneth Rudinger, and Jonathan Gross, pyGSTio/pyGSTi: Version 0.9.3, *pyGSTi*, 2016, DOI: 10.5281/zenodo.55595.
- [26] J. M. Chow, L. DiCarlo, J. M. Gambetta, F. Motzoi, L. Frunzio, S. M. Girvin, and R. J. Schoelkopf, Optimized driving of superconducting artificial atoms for improved single-qubit gates, *Phys. Rev. A* **82**, 040305 (2010).
- [27] Zijun Chen, Julian Kelly, Chris Quintana, R. Barends, B. Campbell, Yu Chen, B. Chiaro, A. Dunsworth, A. G. Fowler, E. Lucero, E. Jeffrey, A. Megrant, J. Mutus, M. Neeley, C. Neill, P. J. J. O’Malley, P. Roushan, D. Sank, A. Vainsencher, J. Wenner, T. C. White, A. N. Korotkov, and John M. Martinis, Measuring and Suppressing Quantum State Leakage in a Superconducting Qubit, *Phys. Rev. Lett.* **116**, 020501 (2016).
- [28] S. Asaad, C. Dickel, S. Poletto, A. Bruno, N. K. Langford, M. A. Rol, D. Deurloo, and L. DiCarlo, Independent, extensible control of same-frequency superconducting qubits by selective broadcasting, *npj Quantum Inf.* **2**, 16029 (2016).
- [29] Jeffrey M. Epstein, Andrew W. Cross, Easwar Magesan, and Jay M. Gambetta, Investigating the limits of randomized benchmarking protocols, *Phys. Rev. A* **89**, 062321 (2014).
- [30] Easwar Magesan, J. M. Gambetta, and Joseph Emerson, Scalable and Robust Randomized Benchmarking of Quantum Processes, *Phys. Rev. Lett.* **106**, 180504 (2011).
- [31] Easwar Magesan, Jay M. Gambetta, and Joseph Emerson, Characterizing quantum gates via randomized benchmarking, *Phys. Rev. A* **85**, 042311 (2012).
- [32] Clemens Müller, Jürgen Lisenfeld, Alexander Shnirman, and Stefano Poletto, Interacting two-level defects as sources of fluctuating high-frequency noise in superconducting circuits, *Phys. Rev. B* **92**, 035442 (2015).
- [33] J. A. Nelder and R. Mead, A simplex method for function minimization, *Computer Journal (UK)* **7**, 308 (1965).
- [34] E. Magesan (private communication).
- [35] Steffen J. Glaser, Ugo Boscain, Tommaso Calarco, Christiane P. Koch, Walter Köckenberger, Ronnie Kosloff, Ilya Kuprov, Burkhard Luy, Sophie Schirmer, Thomas Schulte-Herbrüggen, Dominique Sugny, and Frank K. Wilhelm, Training Schrödinger’s cat: Quantum optimal control, *Eur. Phys. J. D* **69**, 279 (2015).
- [36] Shai Machnes, David J Tannor, Frank K Wilhelm, and Elie Assémat, Gradient optimization of analytic controls: The route to high accuracy quantum optimal control, [arXiv:1507.04261](https://arxiv.org/abs/1507.04261).
- [37] L. DiCarlo, M. D. Reed, L. Sun, B. R. Johnson, J. M. Chow, J. M. Gambetta, L. Frunzio, S. M. Girvin, M. H. Devoret, and R. J. Schoelkopf, Preparation and measurement of three-qubit entanglement in a superconducting circuit, *Nature (London)* **467**, 574 (2010).
- [38] R. Barends, J. Kelly, A. Megrant, A. Veitia, D. Sank, E. Jeffrey, T. C. White, J. Mutus, A. G. Fowler, B. Campbell, Y. Chen, Z. Chen, B. Chiaro, A. Dunsworth, C. Neill, P. O’Malley, P. Roushan, A. Vainsencher, J. Wenner, A. N. Korotkov, A. N. Cleland, and John M. Martinis, Superconducting quantum circuits at the surface code threshold for fault tolerance, *Nature (London)* **508**, 500 (2014).
- [39] Frederick W. Strauch, Philip R. Johnson, Alex J. Dragt, C. J. Lobb, J. R. Anderson, and F. C. Wellstood, Quantum Logic Gates for Coupled Superconducting Phase Qubits, *Phys. Rev. Lett.* **91**, 167005 (2003).