

Corrigendum to “Active subspaces for the optimal meanline design of unconventional turbomachinery” (Applied Thermal Engineering (2017) 127 (1108–1118), (S1359431117315466) (10.1016/j.applthermaleng.2017.08.093))

Bahamonde, Sebastian; Pini, Matteo; De Servi, Carlo; Schiffmann, Jürg; Colonna, Piero

DOI

[10.1016/j.applthermaleng.2018.12.099](https://doi.org/10.1016/j.applthermaleng.2018.12.099)

Publication date

2019

Document Version

Final published version

Published in

Applied Thermal Engineering

Citation (APA)

Bahamonde, S., Pini, M., De Servi, C., Schiffmann, J., & Colonna, P. (2019). Corrigendum to “Active subspaces for the optimal meanline design of unconventional turbomachinery” (Applied Thermal Engineering (2017) 127 (1108–1118), (S1359431117315466) (10.1016/j.applthermaleng.2017.08.093)). *Applied Thermal Engineering*, 150, 1353-1355. <https://doi.org/10.1016/j.applthermaleng.2018.12.099>

Important note

To cite this publication, please use the final published version (if applicable).
Please check the document version above.

Copyright

Other than for strictly personal use, it is not permitted to download, forward or distribute the text or part of it, without the consent of the author(s) and/or copyright holder(s), unless the work is under an open content license such as Creative Commons.

Takedown policy

Please contact us and provide details if you believe this document breaches copyrights.
We will remove access to the work immediately and investigate your claim.

Green Open Access added to TU Delft Institutional Repository

'You share, we take care!' - Taverne project

<https://www.openaccess.nl/en/you-share-we-take-care>


Otherwise as indicated in the copyright section: the publisher is the copyright holder of this work and the author uses the Dutch legislation to make this work public.



ELSEVIER

Contents lists available at ScienceDirect

Applied Thermal Engineering

journal homepage: www.elsevier.com/locate/apthermeng

Corrigendum to “Active subspaces for the optimal meanline design of unconventional turbomachinery” [Appl. Therm. Eng. 127 (2017) 1108–1118]



Sebastian Bahamonde^a, Matteo Pini^a, Carlo De Servi^b, Jürg Schiffmann^c, Piero Colonna^{a,*}

^a Propulsion & Power, Delft University of Technology, the Netherlands

^b Flemish Institute for Technological Research (VITO), Mol, Belgium

^c Laboratory for Applied Mechanical Design, École Polytechnique Fédérale de Lausanne, Switzerland

By means of this corrigendum, the authors would like to include relevant information regarding the validation of the meanline turbine model employed in the original article. The improvement regarding the validation of the model was made possible thanks to the contribution of Prof. Jürg Schiffmann. The additional results documented here provide more confidence on the reliability of the model when it applied to mini-ORC turbines. Therefore, we kindly ask the Editor to add his name to the authors list.

The following paragraph extends the one that discusses the meanline validation located in Section 2.

The turbine preliminary design is performed by means of a meanline code, which is based on the loss models listed in Ref. [1]. These models have been developed for conventional turbomachinery operating with fluids in the ideal gas state, featuring subsonic flows and large Reynolds numbers. The meanline code has been validated with the results of literature test cases presenting these characteristics [2]. It has been also compared against an experimentally validated turbine model for *m*ORC machines operating in the subsonic regime [3]. Table 1 shows the information of the machine geometry for which results of the two codes were compared, while Fig. 1 presents the meridional channel of the

DOI of original article: <https://doi.org/10.1016/j.applthermaleng.2017.08.093>

* Corresponding author at: Propulsion & Power, Delft University of Technology, the Netherlands.

E-mail address: P.Colonna@tudelft.nl (P. Colonna).

<https://doi.org/10.1016/j.applthermaleng.2018.12.099>

Available online 04 February 2019

1359-4311/ © 2019 The Author(s). Published by Elsevier Ltd. All rights reserved.

Nomenclature

Symbols

r_0	turbine inlet radius [mm]
r_1	stator outlet radius [mm]
r_2	rotor inlet radius [mm]
b_0	turbine inlet blade height [mm]
r_3	stator outlet mean diameter [mm]
$t_{cl,rt}$	rotor tip clearance [mm]
$t_{te,st}$	stator trailing edge thickness [mm]
$t_{te,rt}$	rotor trailing edge thickness [mm]
N_{st}	stator number of blades

N_{rt}	rotor number of blades
P_0	turbine inlet pressure [bar]
P_3	turbine outlet pressure [bar]
T_0	turbine inlet temperature [°C]
R_s	isentropic degree of reaction
\dot{m}	mass flow [kg/s]

Greek symbols

$\alpha_{1,ge}$	stator outlet geometric angle [°]
$\beta_{3,ge}$	rotor outlet geometric angle [°]
Ω	rotational speed [krpm]

turbine. Table 2 shows the corresponding operating conditions. The results of the total-to-static efficiency computation are presented in Fig. 2.

It can be observed that the efficiency trend obtained with zTurbo is

similar to that computed with the validated EPFL code. The comparison between the two models suggests a deviation lower than 2.5% for all the tested operating conditions. This deviation occurs because each model uses a different set of loss correlations. These correlations are described in Refs. [1,3].

Table 1
Turbine geometry specifications.

$\alpha_{1,ge}$	°	82
r_0	mm	
r_0/r_1	–	1.89
b_0	mm	2
r_1/r_2	–	1.06
r_2/r_3	–	2.17
$\beta_{3,ge}$	°	60
$t_{cl,rt}$	mm	0.1
$t_{te,st}$	mm	0.07
$t_{te,rt}$	mm	0.04
N_{st}	–	5
N_{rt}	–	9

Table 2
Turbine operating conditions.

Sample	P_0 bar	P_3 bar	T_0 °C	R_s –	Ω krpm	\dot{m} g/s
1	31.0	13.6	103	0.67	147	86
2	31.9	13.8	102	0.70	156	89
3	32.2	10.9	102	0.76	181	91
4	32.5	13.3	101	0.71	161	92
5	30.3	12.6	95	0.71	160	86

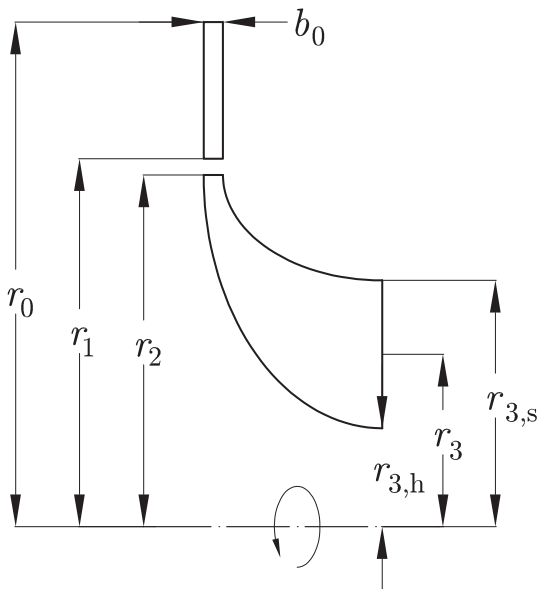


Fig. 1. Turbine meridional channel.

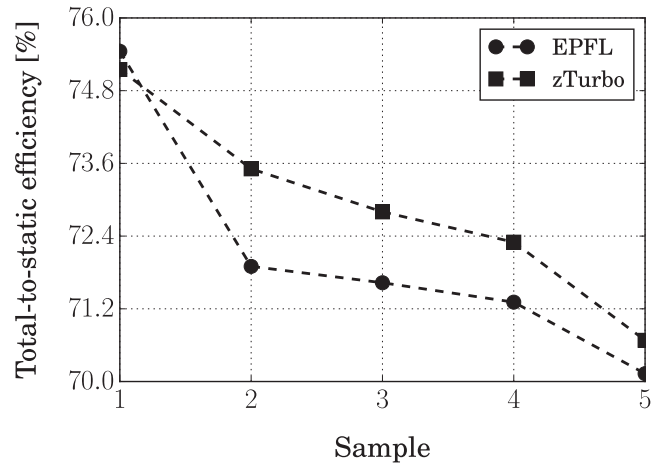


Fig. 2. (a) Total-to-static efficiency for five samples computed with a validated meanline design program [3], and with the meanline code used in this work [1]. (b) Relative deviation with respect to the validated software.

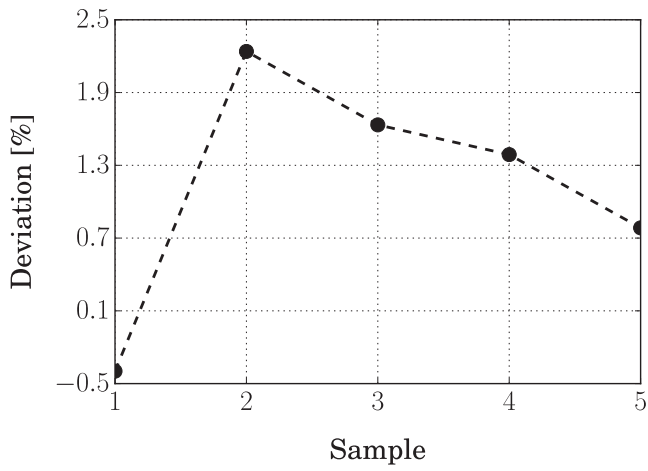


Fig. 2. (continued)

References

- [1] S. Bahamonde, M. Pini, C. De Servi, P. Colonna, Method for the preliminary fluid dynamic design of high-temperature mini-ORC turbines, *J. Eng. Gas Turb Power* 139 (8) (2017) 082606–1–14.
- [2] S. Vitale, Preliminary Design Method for Small Scale Centrifugal ORC Turbines, Master's thesis, Politecnico di Milano, 2012.
- [3] J. Demierre, A. Rubino, J. Schiffmann, Modeling and experimental investigation of an oil-free microcompressor-turbine unit for an organic Rankine cycle driven heat pump, *J. Eng. Gas Turb. Power* 137 (3) (2015) 032602–1–10.