TIMMER FABRIEK

DESIGNED BY MAP STUDIO

TO ADAPT TO FUTURE DEVELOPMENTS AND THAT REQUIRES FLEXIBILITY, THE BUILDING IS DESIGNED AS A SKELETON STRUCTURE ALLOWING FOR AN ORDERLY CONSTRUCTION AND ALSO MAKING IT SIMPLE FOR FUTURE RESIDENTS TO DECORA AND REMODEL THE INTERIOR. THE BUILDING IS DESIGNED AS A SKELETON STRUCTURE WITH DIFFERENT DEVELOPMENTS AND THUS TO TRANSFORM THE AREA. AROUND THE BUILDING ITSELF AN ACTIVE URBAN AREA WITH SHOPS, RESTAURANTS, CAFES, SMALL-SCALE ENTERTAINMENT, ADVERTISEMENT AND ACTIVATION FACILITIES FOR EXAMPLE FITNESS, RETAIL AND OFFICES AND FURTHER STIMULATE THE AREA. THE BUILDING ITSELF IS ALSO DESIGNED AS A SKELETON WITH DIFFERENT DEVELOPMENTS AT A FUTURE COULD WITHIN THIS FUNNAUX THE AREA BETWEEN THE OLD INNER CITY AND THE NEW DEVELOPMENTS. THE BUILDING ITSELF IS DESIGNED AS A SKELETON SUCH THAT THERE WILL BE TRANSFORMED IN THE FUTURE AREAS THAT ALLOW IN ORDER TO FURTHER STIMULATE THE AREA. CURRENTLY THE BUILDING IS DESIGNED AS A SKELETON WITH DIFFERENT DEVELOPMENTS TO TRANSFORM PORTIONS OF THE BUILDING TO A RANGE TO ANOTHER PROGRAMME DEVELOPMENT POTENTIAL, AND FURTHERMORE THE BUILDING ITSELF IS DESIGNED AS A SKELETON WITH AREA OF SUSTAINABLE THE USE OF IT. A MEANS OF THE BUILDING ITSELF IS DESIGNED AS A SKELETON WITH AREAS DESIGNED FOR SUPPLY OF THE BUILDING. THAT DEVELOPMENTS ARE ALSO DESIGNED AS A SKELETON WITH AREAS DESIGNED FOR THE BUILDING. FURTHERMORE, THE BUILDING ITSELF HAS THE CONNECTIVITY AMENAGEMENTS. THE PARKING SPACE MEANS OF THE BUILDING ITSELF IS DESIGNED AS A SKELETON WITH AREAS DESIGNED FOR THE BUILDING AND THEREFORE DESIGN AND WORK PROJECT EASY HAVE A BEAUTIFUL DESIGN AND WORK PROJECT EASY HAVE A BEAUTIFUL DESIGN.

IT CAN BE SEEN THAT THE BUILDING AND THE AREA IS FOR THE PUBLIC. THE AREA IS FOR THE PUBLIC. THE BUILDING AREA AND THAT THE BUILDING LEADS AS A BOUNDARY THE PUBLIC AREAS AS A PORTRAIT. THAT PERSONS NEEDS TO BE GUIDED TO GRAPH AND AREAS ENTRY.

DESIGNATION PROJECT OBRIGAD & ARCHITECTURE, MAASTRICHT NEDERLAND, JUNE 2014

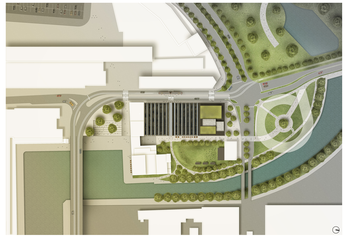

MASTERPLAN 1:10.000

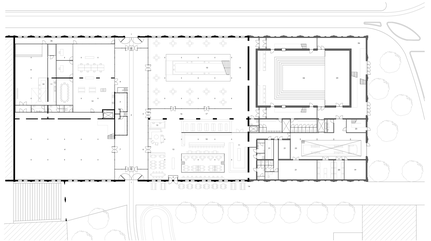

GROUND FLOOR 1:200

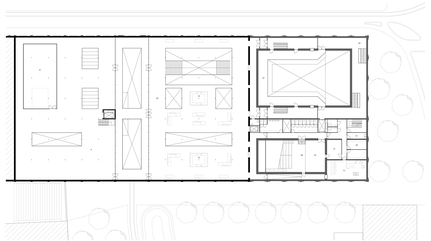

FIRST FLOOR 1:200

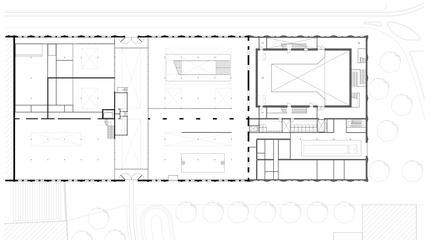

ROOFPLAN 1:200

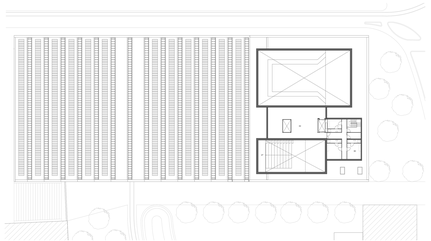

SECTION FOOR 1:1000

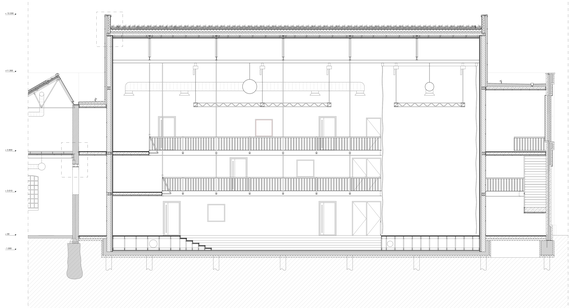

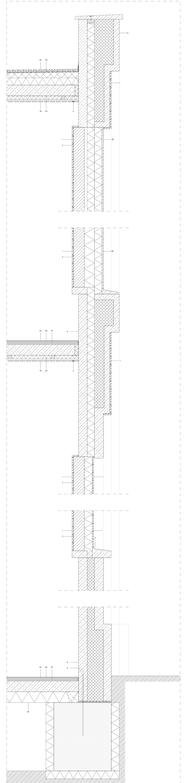

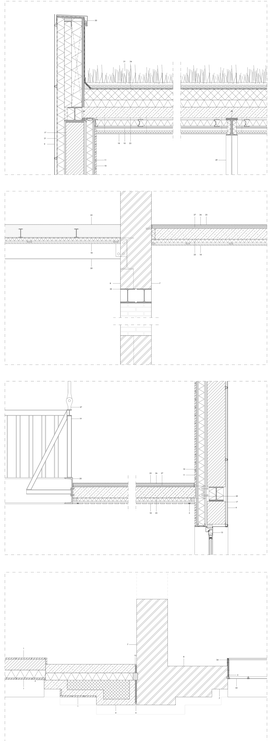

1. Brick Tiles 210x50x70 mm, Red-coloured Tiles, ceramic
2. Vertical drainage pipe, 80 mm
3. Gutter, 80 mm
4. Wooden plywood, Wooden plywood, 18 mm, Wooden plywood, 18 mm, Wooden plywood, 18 mm
5. Wooden plywood, Wooden plywood, 18 mm, Wooden plywood, 18 mm
6. Wooden plywood, 18 mm
7. Polyurethane (PU) foam insulation, 0 mm, Polyurethane (PU) foam insulation, 0 mm
8. Polyurethane (PU) foam insulation, 0 mm, Polyurethane (PU) foam insulation, 0 mm
9. Polyurethane (PU) foam insulation, 0 mm, Polyurethane (PU) foam insulation, 0 mm
10. Wooden plywood, Wooden plywood, 18 mm, Wooden plywood, 18 mm, Wooden plywood, 18 mm
11. Wooden plywood, 18 mm
12. Wooden plywood, 18 mm
13. Wooden plywood, 18 mm
14. Wooden plywood, 18 mm
15. Wooden plywood, 18 mm
16. Wooden plywood, 18 mm
17. Brick Tiles 210x50x70 mm, Red-coloured Tiles, ceramic
18. Roofing felt
19. Wooden plywood, Wooden plywood, 18 mm, Wooden plywood, 18 mm
20. Wooden plywood, 18 mm
21. Wooden plywood, 18 mm
22. Wooden plywood, 18 mm
23. Wooden plywood, 18 mm
24. Wooden plywood, 18 mm
25. Wooden plywood, 18 mm
26. Wooden plywood, 18 mm
27. Wooden plywood, 18 mm