

Certificate Achievement Unlocked
How Does MOOC Learners' Behaviour Change?

Zhao, Yue; Davis, Dan; Chen, Guanliang; Lofi, Christoph; Hauff, Claudia; Houben, Geert-Jan

DOI
[10.1145/3099023.3099063](https://doi.org/10.1145/3099023.3099063)

Publication date
2017

Document Version
Final published version

Published in
Adjunct Publication of the 25th Conference on User Modeling, Adaptation and Personalization, UMAP 2017

Citation (APA)

Zhao, Y., Davis, D., Chen, G., Lofi, C., Hauff, C., & Houben, G.-J. (2017). Certificate Achievement Unlocked: How Does MOOC Learners' Behaviour Change? In *Adjunct Publication of the 25th Conference on User Modeling, Adaptation and Personalization, UMAP 2017* (pp. 83-88). Association for Computing Machinery (ACM). <https://doi.org/10.1145/3099023.3099063>

Important note

To cite this publication, please use the final published version (if applicable).
Please check the document version above.

Copyright

Other than for strictly personal use, it is not permitted to download, forward or distribute the text or part of it, without the consent of the author(s) and/or copyright holder(s), unless the work is under an open content license such as Creative Commons.

Takedown policy

Please contact us and provide details if you believe this document breaches copyrights.
We will remove access to the work immediately and investigate your claim.

Certificate Achievement Unlocked: How Does MOOC Learners' Behaviour Change?

Yue Zhao, Dan Davis, Guanliang Chen, Christoph Lofi, Claudia Hauff and Geert-Jan Houben

Lambda Lab, Web Information Systems, Delft University of Technology
Delft, The Netherlands

{y.zhao-1,d.j.davis,guanliang.chen,c.lofi,c.hauff,g.j.p.m.houben}@tudelft.nl

ABSTRACT

Massive Open Online Courses (MOOCs) play an ever more central role in open education. However, in contrast to traditional classroom settings, many aspects of learners' behaviour in MOOCs are not well researched. In this work, we focus on modelling learner behaviour in the context of continuous assessments with completion certificates, the most common assessment setup in MOOCs today. Here, learners can obtain a completion certificate once they obtain a required minimal score (typically somewhere between 50 – 70%) in tests distributed throughout the duration of a MOOC.

In this setting, the course material or tests provided after “passing” do not contribute to earning the certificate (which is ungraded), thus potentially affecting learners' behaviour. Therefore, we explore how “passing” impacts MOOC learners: *do learners alter their behaviour after this point?* And if so how? While in traditional classroom-based learning the role of assessment and its influence on learning behaviour has been well-established, we are among the first to provide answers to these questions in the context of MOOCs.

CCS CONCEPTS

•Information systems →Data analytics; Clustering; •Applied computing →Interactive learning environments;

KEYWORDS

MOOCs; Learning Analytics; Certificate Achievement

1 INTRODUCTION

For decades, researchers in the learning sciences have explored how the assessment of learning shapes people's learning strategies and behaviours in the classroom [15, 16, 26]. One commonly encountered phenomenon, especially in higher education, is students' adaptation of their learning strategies to the specific assessment tools: while some assessment choices such as multiple-choice questions are driving learners towards *surface learning* strategies (that is, students aim to maximize recall of the material) other assessment types including essay writing are more likely to lead to *deep*

learning, meaning learning that focuses on understanding [24]. Despite this knowledge, many MOOCs today rely to a large extent on a continuously distributed set of multiple choice questions for assessment, due to their inherent scalability (through auto-grading) to very large groups of learners. To illustrate this issue, we manually categorized all 46 university-level computer-science MOOCs¹ offered on the edX platform in October 2016 according to their assessment type as shown in Table 1: 73% rely on multiple-choice questions conjointly with some other assessment technique, while 24% use multiple-choice assessment exclusively without additional evaluation techniques. Only one course abstains from using any kind of multiple choice assessment.

Assessment is a concept closely related to *learner effort* as learners tend to spend most of their learning efforts on course concepts that (they know) are being assessed [8, 22]. Educational researchers have long advocated for the even distribution of learner effort across topics and course weeks [7]. Once again, MOOCs tend not to follow this guideline as shown in Table 1: most MOOCs (31 out of 46) can be passed well before the final course week; on average less than 60% of the total score is sufficient to pass.

Classroom-based learning bears only a passing resemblance to MOOC learning for a variety of reasons including the scale, the heterogeneity of the learner group [10] with respect to age, educational and cultural background as well as the issues of isolation and remoteness that learners face [11]. It is thus an open question, whether the classroom-based findings of assessments and their influence on learning behaviours hold in MOOCs. In this work, we answer this question by empirically exploring *to what extent* MOOC learners' behaviours are impacted by one particular assessment event: the *course passing* event (i.e. the moment the learner accumulate sufficient scores to receive a certificate), which – depending on a MOOC's design – may potentially occur as early as half-way through the course.

Thus, we address the following research question in this work:

- **Do MOOC learners behave differently after clinching a passing grade?**

To this end, we analyze the log traces (our *observable* events from which to infer learning behaviour) of 4,000 MOOC learners that earn a course certificate in one of four different edX MOOCs.

Besides the scientific curiosity that underlie this question we also believe the outcomes of this study will significantly further the discussion on MOOC course designs: Understanding and modeling learner behaviours is a prerequisite for designing MOOCs with adaptive features.

Permission to make digital or hard copies of all or part of this work for personal or classroom use is granted without fee provided that copies are not made or distributed for profit or commercial advantage and that copies bear this notice and the full citation on the first page. Copyrights for components of this work owned by others than ACM must be honored. Abstracting with credit is permitted. To copy otherwise, or republish, to post on servers or to redistribute to lists, requires prior specific permission and/or a fee. Request permissions from Permissions@acm.org.
UMAP'17 Adjunct, July 09-12, 2017, Bratislava, Slovakia
© 2017 Association for Computing Machinery.
ACM ISBN 978-1-4503-5067-9/17/07...\$15.00
<http://dx.doi.org/10.1145/3099023.3099063>

¹We choose this category as it is a popular one on the edX platform.

Table 1: Overview of the summative assessment type(s) and average passing threshold τ_{pass} of all 46 computer science & programming MOOCs (in English, geared at undergraduates) open for enrolment on the edX platform on October 15, 2016. Assessment types include multiple choice (MC), fill-in-the-blank (FB), code submissions (CS), peer reviews (PR) and discussions (D). The column #Early Passing shows the number of courses learners can pass before the final assessment is released.

Assessment Type(s)	#MOOCs	#Early Passing	Avg. τ_{pass}
MC+FB	13	12	50.0%
MC	11	7	59.1%
MC+FB+CS	11	9	52.3%
MC+FB+PR	4	3	57.5%
MC+FB+CS+PR	3	3	63.3%
MC+PR	1	1	70.0%
CS	1	0	65.0%
MC+CS	1	1	50.0%
MC+FB+D	1	1	50.0%

2 BACKGROUND

The impact of assessment on learners' learning and behaviours has long been a topic of research in the education literature [15, 16, 26]. Such studies emphasize the role of assessment as an influence on the learning process, specifically on the manner in which students elect to engage with course content. As pointed out by Gibbs and Simpson, assessment has "an overwhelming influence on what, how and how much students study" [9].

The impact of assessment on learning behaviour manifests itself in a multitude of ways. Newble and Jaeger [19] report that the changes in exam type (rote memorization-based versus application of conceptual knowledge) in a medical school led to changes in students' exam preparation. The most notable change was in their choice of study location; rote memorization-based exams drove students to spend a disproportionate amount of time in the library, whereas the concept application-focused exams led students to prepare and study in hands-on environments such as laboratories. Natriello and Dornbusch [18] found that assessments with higher standards for mastery led to students exerting more effort towards the course. Sambell and McDowell [23] report that students build their own curriculum based on their experience and the types of assessments. A case study by Cooks [4] shows that the change from fixed assessment to flexible assessment (where students could each pick their own grading scheme for the course) affects not only learners' behaviours but also their emotions in the way they approach exams.

Previous works have also found that students engage with assessed course content differently than with unassessed content (e.g., the dreaded "Will this be on the test?" question). For course content expected to be unassessed, students may be "selectively negligent" [8] or "do it in a perfunctory way" [22]. Forbes and Spence [6] examined a study which found that students stopped doing their weekly problem sheets when the teachers were too busy to grade their work. Peer-assessment was evaluated as a potential solution and led to increases in students' engagement levels and higher final exam grades than teacher-graded assessment.

Extrapolating these findings to MOOCs, we expect this behavioural change on assessed vs. unassessed content to manifest itself in a similar manner on learner engagement levels before and after passing. Once learners have reached a passing grade, no further activities are required of them to gain a certificate and thus, their activities or inactivity after passing also allow us to gain some insights into learners' motivations (extrinsic vs. intrinsic).

In the MOOC setting, Kovacs [14] studied how in-video quizzes affect learners' video-watching behaviour through observable events such as video navigation and video seeking. While this investigation enables insights into learners' short-term behavioural changes, our research differs in that we chiefly consider behaviour on a *course-long scale* and how it is affected by the attainment of a passing grade.

3 MOOC DATASET

We analyze the log traces of 4,000 learners who successfully completed one of four MOOCs offered on the edX platform – they are summarized in Table 2. Each course is set up as an xMOOC [20] with weekly releases of lecture videos and graded² quizzes. The quizzes are composed of automatically assessed multiple choice and fill-in-the-blank questions. None of the MOOCs have a final exam. The assessment is exclusively based on the scores learners reached in the graded quizzes. In each MOOC learners can continuously check their scores by accessing their course "Progress" page.

For three of the MOOCs (FP, DA and SEW) the passing threshold is $\tau_{pass} = 60\%$, for SE it is $\tau_{pass} = 58\%$. Previous work [5] has shown that learners who pass a MOOC follow the designed learning path of the course much more closely than learners who do not pass. Based on this insight we assume that the temporal sequence of course activities passers follow is in line with the design of the course.

As the distribution of possible scores shows in Figure 1 (and with $\tau_{pass} = 58\%$ and $\tau_{pass} = 60\%$ in mind), all four MOOCs can be passed well before the final course unit.

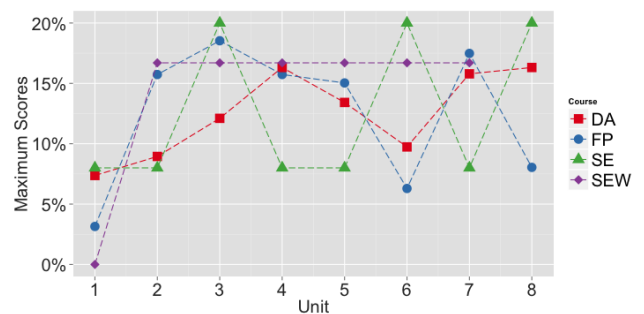


Figure 1: Overview of the fraction of scores that learners can earn in each unit. The passing threshold for SE is $\tau_{pass} = 58\%$, while it is $\tau_{pass} = 60\%$ for the other three MOOCs. Best viewed in color.

²Although some ungraded quizzes exist as well, we ignore them in this analysis, as only activities on graded quizzes bring learners closer to the passing threshold.

Table 2: Overview of the four MOOC datasets analyzed. #Questions refers to graded questions in MOOCs. #Attempts refers to how many attempts a learner has for each graded question. Engaged refers to learners who watched at least one lecture video or answered one question. Compl Rate refers to the completion rate of a MOOC.

ID	Name	Start	End	#Units	#Videos	#Questions	#Attempts	#Learners			Compl Rate
								Registered	Engaged	Passed	
FP	<i>Introduction to Functional Programming</i>	10/2015	01/2016	8	39	285	1	25, 188	9, 900	1, 143	4.54%
DA	<i>Data Analysis: Take It to the MAX()</i>	09/2015	11/2015	8	60	137	2	23, 813	9, 780	1, 156	4.85%
SEW	<i>Treatment of Urban Sewage</i>	04/2016	06/2016	7	79	36	1	11, 006	2, 589	361	3.28%
SE	<i>Solar Energy</i>	09/2015	12/2015	8	61	128	1 – 3	26, 718	12, 723	1, 346	5.04%

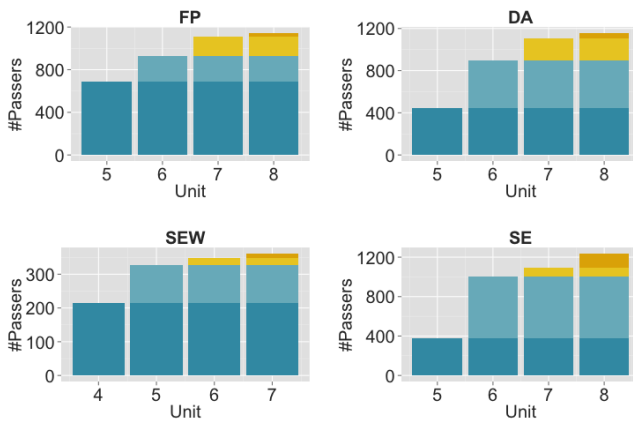


Figure 2: Total number of certificate earners (i.e. “passers”) at the end of each unit.

In Figure 2 we plot the *total* number of learners who earned a certificate by the end of each (weekly) unit – starting at the first possible certificate-earning unit. We make two key observations from this sample of courses: (1) many learners earn the certificate at the earliest opportunity – for both FP and SEW this is true for approximately 60% of the learners, for DA and SE it holds for 40% and 30% of the learners respectively; (2) only a very small minority of learners pass in the final two units.

4 METHODOLOGY

In this section, we first formally define the core concepts which we will use throughout our work and then describe how we conduct the analyses to answer our research question.

4.1 Concept Definitions

MOOCs & MOOC units A MOOC M consists of a sequence of m units, i.e. $M = (U_1, U_2, \dots, U_m)$. Each unit contains videos and/or quizzes and is typically designed to be completed over the course of one calendar week.

Unit- n quizzes & videos According to [1, 13], there are two core components of xMOOCs: (1) lecture videos, and (2) quizzes. Quizzes and lecture videos included in a weekly unit U_i are represented as $U_i = \{V_i, Q_i\}$.

Learner’s Activities We consider quiz scores and time spent on videos as the main measurements for learner activity on a MOOC

platform. The quiz scores in U_i are normalized by the maximum scores of Q_i . The time spent in U_i is normalized by the full video length of V_i .

Passers Passers P are learners who are eligible to receive a MOOC certificate at the end of the MOOC as their assessment scores reach the defined threshold τ_{pass} (independent of the unit they reach the threshold). In the present research, only these learners are considered.

Unit- n passers Given τ_{pass} , unit- n passers P_n are those passers whose achieved assessment scores reach at least τ_{pass} only considering units up to U_n and whose scores up to unit U_{n-1} are not sufficient, i.e. $P_n = \{p \in P \mid \sum_{i=1}^{n-1} Q_i^p < \tau_{pass} \wedge \sum_{i=1}^n Q_i^p \geq \tau_{pass}\}$. Note once more that the actual time the quizzes are completed by the passers can vary (a quiz released in unit n may be completed a week or two after its initial release). This, however, has little impact on our work as passers usually follow the predefined sequences of MOOC units [5].

Pre-passing activities The pre-passing activities of a passer $p \in P_n$ include all quiz & video activities up to & including unit n .

Post-passing activities The post-passing activities of a passer $p \in P_n$ include all quiz and video activities starting in unit $n + 1$. A passer who passes in the final unit has no post-passing activity.

We denote the previously introduced concepts with the respective MOOC label when appropriate, e.g. $P_{5,DA}$ or $P_{6,FP}$ for referring to a specific passer group.

4.2 From Concepts to Analyses

Recall that in a traditional classroom setting learners engage differently with assessed course content than they do with unassessed content [6, 8, 12, 22]. Applying this concept to the MOOC context, we expect to observe a difference in the way learners behave before and after reaching a passing grade.

To address our research question, we operationalize *behaviour* in this case as a learner’s engagement with course quizzes and videos—the two most prominent activities in most MOOC settings [3, 25]. We then identify the unit in which each learner first reached a passing grade and then group learners accordingly. Finally, we plot the distribution of their quiz scores and video watching activities over time.

In the next step, we zoom in and explore the *individual* learner behaviour. In order to determine whether behavioural changes can be observed on individual learners, we represent each passer p by a vector of her normalized quiz scores. Then, we resort to

k-means clustering (also employed in [2, 13] to analyze learners' activities) of all generated vectors in each unit- n passer group. We measure the distance between learner feature vectors by their Euclidean distance³. As we do not know in advance how many different prototypical learner behaviours exist (i.e., the best number of clusters is unknown), we generate multiple k-means clusterings with $k = [1, 2, \dots, 7]$. For each of these seven clusterings, we assess the clustering quality using silhouette coefficients [21], an effective technique for assessing the quality of a clustering result. Our final clustering is the one with the highest silhouette score.

5 RESULTS

5.1 Observation Analysis

The distribution of quiz scores and video consumption for our learners grouped by passing unit are shown in Figure 3 and Figure 4⁴. Here, each row shows the behaviour of one group of passers (e.g. the top row in Figure 3a shows the quiz scoring activities of all $P_{5,FP}$ learners) while each column shows the behaviour of all passers in a particular unit (e.g. the last column of Figure 3a shows the behaviour of all passers in U_8).

Across all courses we find learners who pass in early units (top two rows in each sub-figure of Figure 3) to score in a narrow range of high scores before passing — this is of course a prerequisite for passing early. After the minimum passing threshold is reached, however, the variance of scores increases drastically, with a number of learners starting to score very low. For example, 6% of $P_{5,FP}$ learners (i.e. learners who passed in U_5) score less than 20% of the available points in Q_6 and 22% of $P_{6,FP}$ learners (who passed in week 6) score less than 20% of the available points in Q_7 . In contrast to DA (and SEW — not shown here), in FP (and SE) we observe a larger number of learners who maintain high scores after passing than learners who score low after passing. Concretely for FP, in the final unit U_8 , more than two thirds of the $P_{5,FP}$ passers score 80% or higher on the remaining quizzes.

The video consumption behaviour of passers across MOOCs is also noteworthy: in every MOOC a small to medium fraction of passers does not watch any⁵ of the unit's videos — 3.4% in FP, 3.0% in DA, 10.8% in SEW and 20.0% in SE. In Figure 4, we report on the video watching behaviour of all those passers with at least one video activity in our logs. Across the four courses the trend over time is similar: the number of passers who do not watch lecture videos increases in the final units. With respect to the completeness of lecture video consumption we find a clear divide between DA (& SE — not shown here) and SEW & FP: in DA & SE learners' normalized video consumption peaks around 1.0 (indicating that many learners watch the whole video lecture at normal speed), while in SEW & FP for most passers the normalized duration is below 1.0 indicating that they skip at least parts of the videos.

³We also explored Dynamic Time Warping [27], a specialized distance function for time-series data — this did not yield a higher silhouette score.

⁴Due to space limitations, we only present graphs for a subset of our data. For all analyses conducted in this paper, the full results can be found at <https://yue-zhao.github.io/umap2017/>

⁵We note that an alternative explanation for the zero peak may be that learners download videos for offline learning as suggested by [1], which is not captured in the edX logs. While this may be true for some learners, this cannot explain the change in behaviour after the passing threshold is reached.

We can conclude that learner behaviours on quizzes are distinctive before and after passing. We also find (not unexpectedly) marked differences between the quizzing behaviour of passers and not-yet-passers in the same unit. At the same time, we fail to observe the same clear differences in video consumption. Based on this result, in our subsequent analysis we consider only passers' quiz behaviours.

5.2 Clustering Analysis

Based on the clustering described in Section 4.2 we visualize the resulting normalized quiz score clusters in Figure 5 for the four courses: each unit in each cluster is represented by the average score learners in that cluster achieve in that unit with their respective confidence bands. The key insights of Figure 5 are:

- For passers who pass MOOCs early (i.e. the first two unit- n passers groups), the clusters share very similar activity levels before passing, but begin to differ immediately at the passing unit.
- For nearly all unit- n passer groups and MOOCs, choosing $k = 2$ clusters yields the best clustering fit. This strongly indicates that for early passers, there are two dominant behaviour patterns: “reducing scores” (rapidly declining quiz scores for the units following the passing event) and “keeping scores” (the averaged scores of passers in one cluster stay more or less stable at a high level) after passing.
- There are exceptions to the two-cluster rule: $P_{5,SE}$ and $P_{7,SE}$ split into many small clusters. The latter can be attributed to the overall low number of learners to be clustered. The five clusters observed in $P_{5,SE}$ are explained by the special setup of SE with “exams” appearing in U_3 , U_6 and U_8 which not only cover the material of the current unit but also of previous units. $P_{5,SE}$ fall into different clusters depending on whether or not they “take the exams” in U_6 and U_8 .
- The MOOCs differ in the dominant post-passing behaviour, while for $P_{5,FP}$ and $P_{6,SE}$ the dominant cluster is “keeping scores”, in DA across all groups the “reducing scores” passers dominate over those that keep participating in the assessment (not shown here). This may hint at different motivations for taking the course (gaining knowledge vs. gaining a certificate).
- In $P_{7,DA}$ we also observe a behaviour unique to DA: a group of learners starting off slowly (low scores in U_1 and U_2) and finishing strong (high scores in starting in U_3).

These results show that indeed, we find significant changes in learner behaviour after the passing event. We conducted a similar analysis for video consumption, but as expected based on the observation analysis, we did not find meaningful clusters or behavioural changes after passing.

6 CONCLUSIONS

In this work, we have investigated the impact of the passing-score-achieved event on MOOC learners' behaviours. In our analyses (across four thousand learners in four MOOCs) of learners' activities before and after passing we found the vast majority of passers to pass at the earliest possible point; after passing learners exhibit a certain typology of post-passing behaviours which may be indicative of their motivation (extrinsic vs. intrinsic) for taking the course.

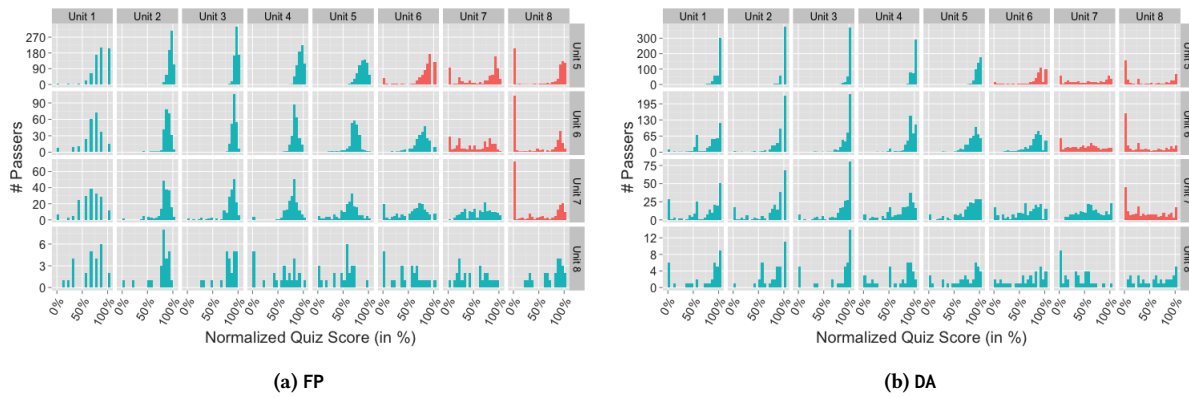


Figure 3: Quiz score distribution: passers are binned according to their passing unit. Rows represent groups of passers, columns represent one particular unit. Red plots show groups of passers that reached the passing threshold in a previous unit.

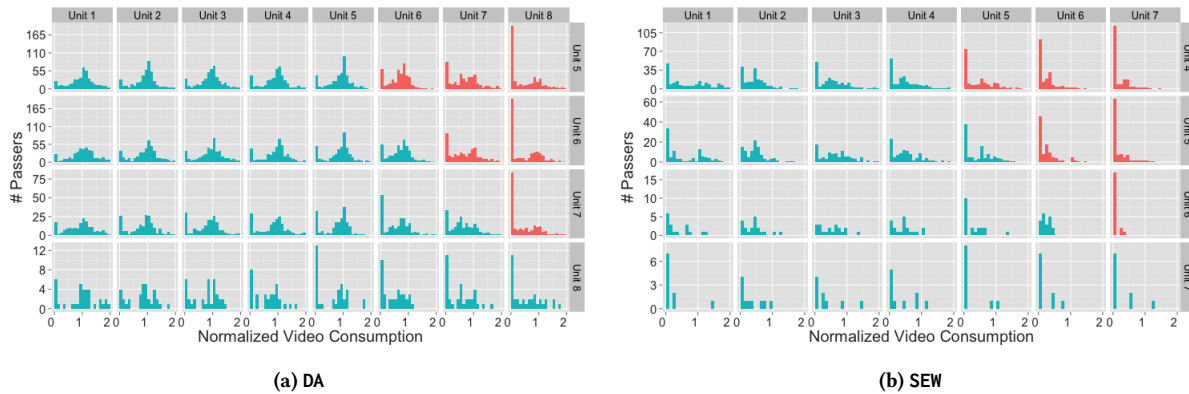


Figure 4: Video consumption distribution: passers are binned according to their passing unit. Rows represent groups of passers, columns represent a particular unit. Red plots show groups of passers that reached the passing threshold in a previous unit.

We also found a subset of learners to heavily reduce their engagement with quiz questions and lecture videos after reaching the point of passing. If we consider this observation in the context of the value or significance of a course certificate, we have a set of learners who have earned a certificate (and can therefore claim mastery of the course subject) but who have only been exposed to 60% of the course materials. Now that universities are beginning to offer official college credits for completing a MOOC [17], this highlights the need for course practitioners to design assessment systems which require learners to display mastery of an entire course’s subjects before earning a certificate.

To our knowledge, this analysis has been the first to specifically focus on the event of passing and the impact of this event on MOOC learners’ behaviours. This is a first step towards gaining more detailed and fine-grained insights into learners’ behaviours and motivation. Future work will expand this exploratory research to a larger number of MOOCs (from different fields, requiring different types of background knowledge) and take learners’ demographic information, prior knowledge and motivations into account (do learners of a certain demographic slow down after passing more than others?). Based on these insights, we aim to create MOOCs

that provide a more tailored and sustained learning experience to MOOC learners than what is common today.

REFERENCES

- [1] Ashton Anderson, Daniel Huttenlocher, Jon Kleinberg, and Jure Leskovec. 2014. Engaging with massive online courses. In *Proceedings of the 23rd international conference on World wide web*. ACM, 687–698.
- [2] Pavlo D Antonenko, Serkan Toy, and Dale S Niederhauser. 2012. Using cluster analysis for data mining in educational technology research. *Educational Technology Research and Development* 60, 3 (2012), 383–398.
- [3] Lori Breslow, David E Pritchard, Jennifer DeBoer, Glenda S Stump, Andrew D Ho, and Daniel T Seaton. 2013. Studying learning in the worldwide classroom: Research into edX’s first MOOC. *Research & Practice in Assessment* 8 (2013), 13–25.
- [4] Averil Cook. 2001. Assessing the use of flexible assessment. *Assessment & Evaluation in Higher Education* 26, 6 (2001), 539–549.
- [5] Dan Davis, Guanliang Chen, Claudia Hauff, and Geert-Jan Houben. 2016. Gauging MOOC Learners’ Adherence to the Designed Learning Path. In *Proceedings of the 9th International Conference on Educational Data Mining*, 54–61.
- [6] D Forbes and J Spence. 1991. An experiment in assessment for a large class. *Innovations in engineering education*. London: Ellis Horwood (1991), 97–101.
- [7] Graham Gibbs. 2006. How assessment frames student learning. *Innovative assessment in higher education* (2006), 23.
- [8] Graham Gibbs and Claire Simpson. 2004. Does your assessment support your students’ learning. *Journal of Teaching and Learning in Higher Education* 1, 1 (2004), 1–30.
- [9] Graham Gibbs and Claire Simpson. 2005. Conditions under which assessment supports students’ learning. *Learning and teaching in higher education* 1 (2005),

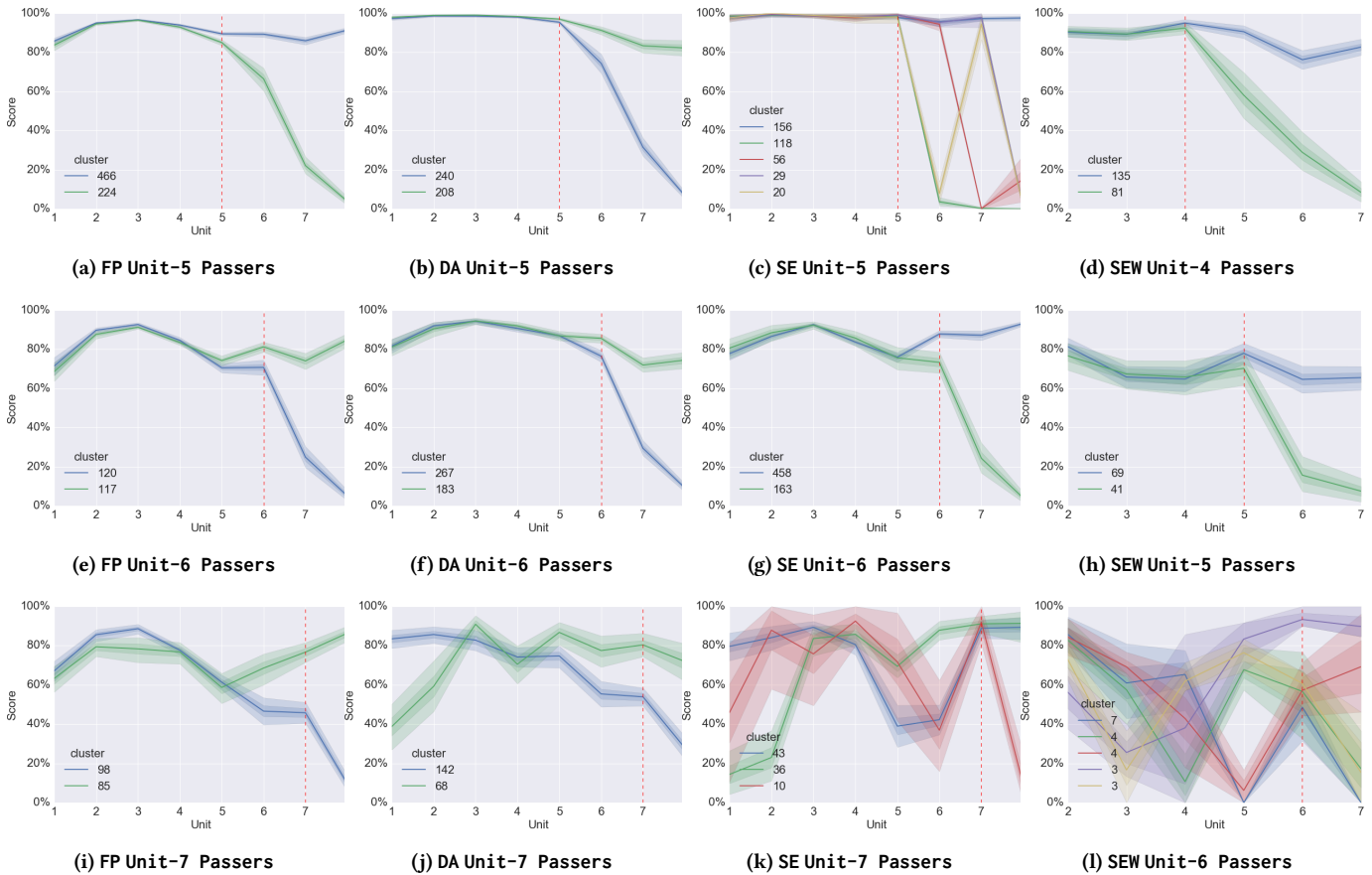


Figure 5: K-means clustering of learners normalized quiz score feature vectors for the first three unit-n passers groups (in SEW, learners' scores can reach τ_{pass} already in Unit 4). The cluster label in each graph shows the number of passers in each cluster. The vertical red line indicates the unit in which passers reached the passing threshold. The shaded areas around the lines show the upper (99%) and lower (70%) confidence bounds. Best viewed in color.

3–31.

[10] Philip J Guo and Katharina Reinecke. 2014. Demographic differences in how students navigate through MOOCs. In *Proceedings of the first ACM conference on Learning@ scale conference*. ACM, 21–30.

[11] Christian Gütl, Rocaél Hernández Rizzardini, Vanessa Chang, and Miguel Morales. 2014. Attrition in MOOC: Lessons learned from drop-out students. In *International Workshop on Learning Technology for Education in Cloud*. Springer, 37–48.

[12] K Innis. 1996. *Diary Survey: how undergraduate full-time students spend their time*. Leeds Metropolitan Univ., Leeds, UK (1996).

[13] René F Kizilcec, Chris Piech, and Emily Schneider. 2013. Deconstructing disengagement: analyzing learner subpopulations in massive open online courses. In *Proceedings of the third international conference on learning analytics and knowledge*. ACM, 170–179.

[14] Geza Kovacs. 2016. Effects of In-Video Quizzes on MOOC Lecture Viewing. In *Proceedings of the Third (2016) ACM Conference on Learning@ Scale*. ACM, 31–40.

[15] Ferenc Marton and R Säljö. 1976. On qualitative differences in learning – ii Outcome as a function of the learner's conception of the task. *British journal of educational psychology* 46, 2 (1976), 115–127.

[16] Carolyn ML Miller and Malcolm Parlett. 1974. Up to the Mark: A Study of the Examination Game. (1974).

[17] Anka Mulder. 2016. MOOCs for Credit .. Goes Live. (2016).

[18] Gary Natriello and Sanford M Dornbusch. 1984. *Teacher evaluative standards and student effort*. Longman Publishing Group.

[19] David I Newble and Kerry Jaeger. 1983. The effect of assessments and examinations on the learning of medical students. *Medical education* 17, 3 (1983), 165–171.

[20] Osvaldo Rodriguez. 2013. The concept of openness behind c and x-MOOCs (Massive Open Online Courses). *Open Praxis* 5, 1 (2013), 67–73.

[21] Peter J Rousseeuw. 1987. Silhouettes: a graphical aid to the interpretation and validation of cluster analysis. *Journal of computational and applied mathematics* 20 (1987), 53–65.

[22] Chris Rust. 2002. The impact of assessment on student learning how can the research literature practically help to inform the development of departmental assessment strategies and learner-centred assessment practices? *Active learning in higher education* 3, 2 (2002), 145–158.

[23] Kay Sambell and Liz McDowell. 1998. The construction of the hidden curriculum: messages and meanings in the assessment of student learning. *Assessment & Evaluation in Higher Education* 23, 4 (1998), 391–402.

[24] Karen Scouller. 1998. The influence of assessment method on students' learning approaches: Multiple choice question examination versus assignment essay. *Higher Education* 35, 4 (1998), 453–472.

[25] Daniel T Seaton, Yoav Bergner, Isaac Chuang, Piotr Mitros, and David E Pritchard. 2014. Who does what in a massive open online course? *Commun. ACM* 57, 4 (2014), 58–65.

[26] Benson R. Snyder. 1970. *The Hidden Curriculum*. Cambridge, Mass., MIT Press.

[27] Xiaoyue Wang, Abdullah Mueen, Hui Ding, Goce Trajcevski, Peter Scheuermann, and Eamonn Keogh. 2013. Experimental comparison of representation methods and distance measures for time series data. *Data Mining and Knowledge Discovery* 26, 2 (2013), 275–309.