A Home on the Horizon

Peeking into a Queer(ed) Collective Home through a series of Triptychs

Sandro van der Hulst
MSc ArchitectureThesis Presentation

15 June 2026

Suzana Milinovic & Robert Gorny

Explore Lab 41

Contents

Introduction

Theory

Queering
Enactment
Co-Creation

act 1

Analysis

De LTS
De School
Het Huis

act 2

Design

Co-Created Stages
Infrastructure of Desire
Fluid Spaces

act 3

Conclusion

Problem

The built environment and therefore the housing system are shaped by heteronormativity — **a system of norms that decides which bodies, relationships, and ways of living are considered acceptable**.

Problem

Housing is a queer issue “precisely because it often dictates whether **we can live openly as queer and love without reprisals.**”

(Ward, 2022)

Problem

"The strictness of the home's norms makes their **disruption all the more certain.**"

(Manalansan, 2024)

Research Question

How can **co-creation** and **performative studies** create a **queer(ed) collective home** as a transitory space of emancipation?

Queer(ing)

"Queer is not only an identity, but **processes, behaviours, and situations** that deviate from, resist, or challenge normative structures."

(Manalansan, 2014)

Queer is not only an identity, but **processes, behaviours, and situations** that deviate from, resist, or challenge normative structures.

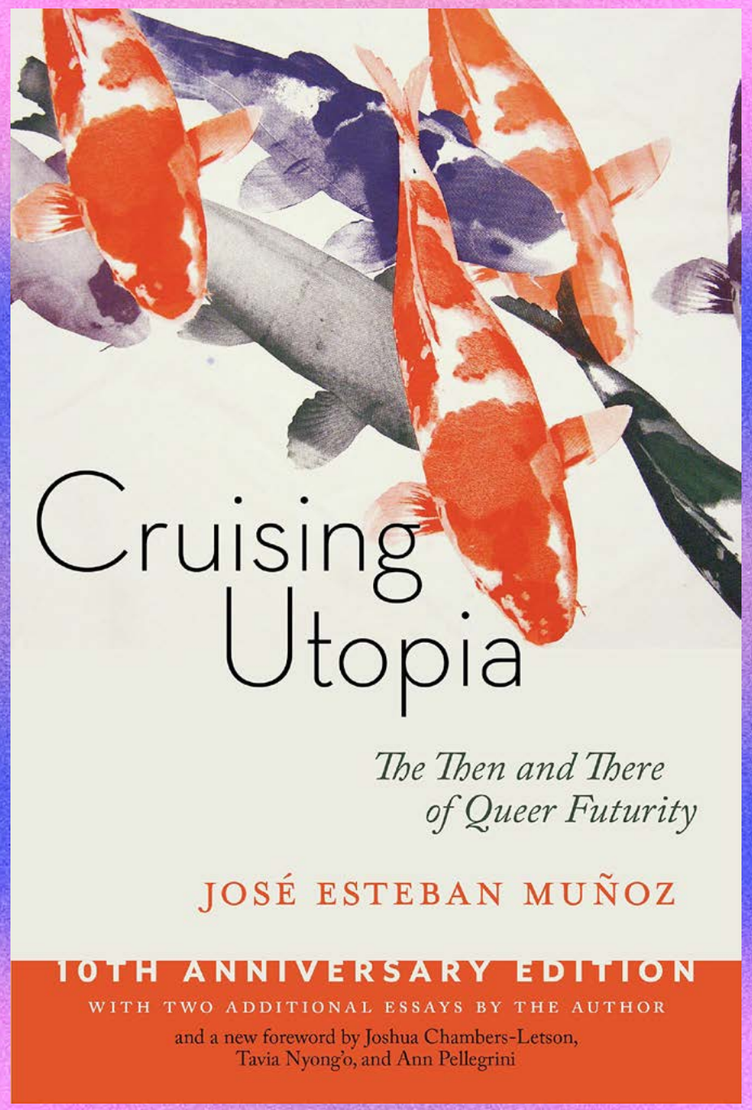

Queerness as a '**point on the horizon**'.

(Munoz, 2009)

Description

Literature

Finding

Queer is not only an identity, but **processes, behaviours, and situations** that deviate from, resist, or challenge normative structures.

Description

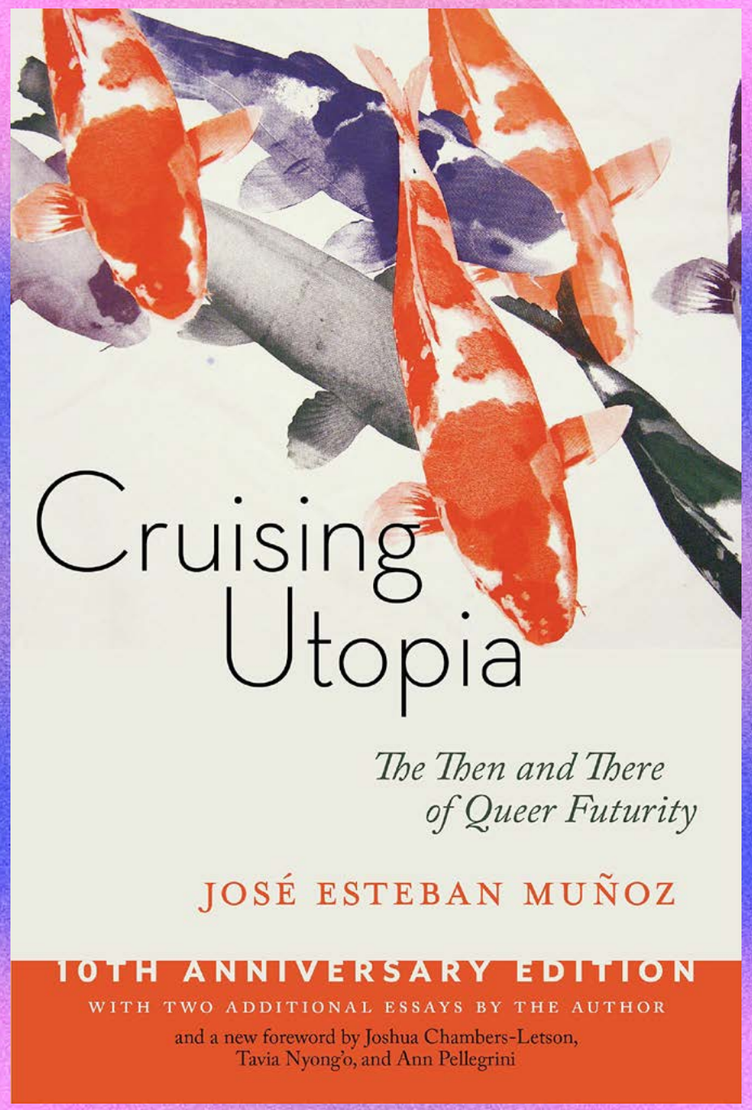

Literature

No Longer Conscious

When queerness is felt through memory.

Finding

Queer is not only an identity, but **processes, behaviours, and situations** that deviate from, resist, or challenge normative structures.

Description

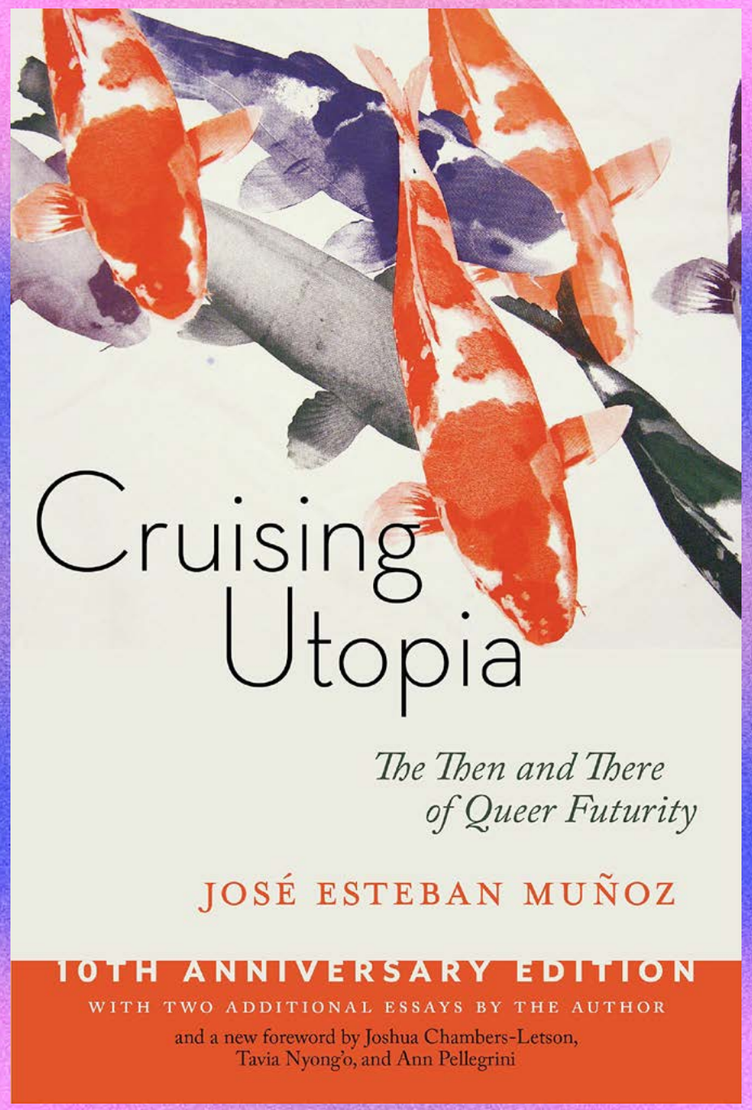

Literature

Here and Now

When queerness is repressed by daily pragmatism.

Finding

Queer is not only an identity, but **processes, behaviours, and situations** that deviate from, resist, or challenge normative structures.

Description

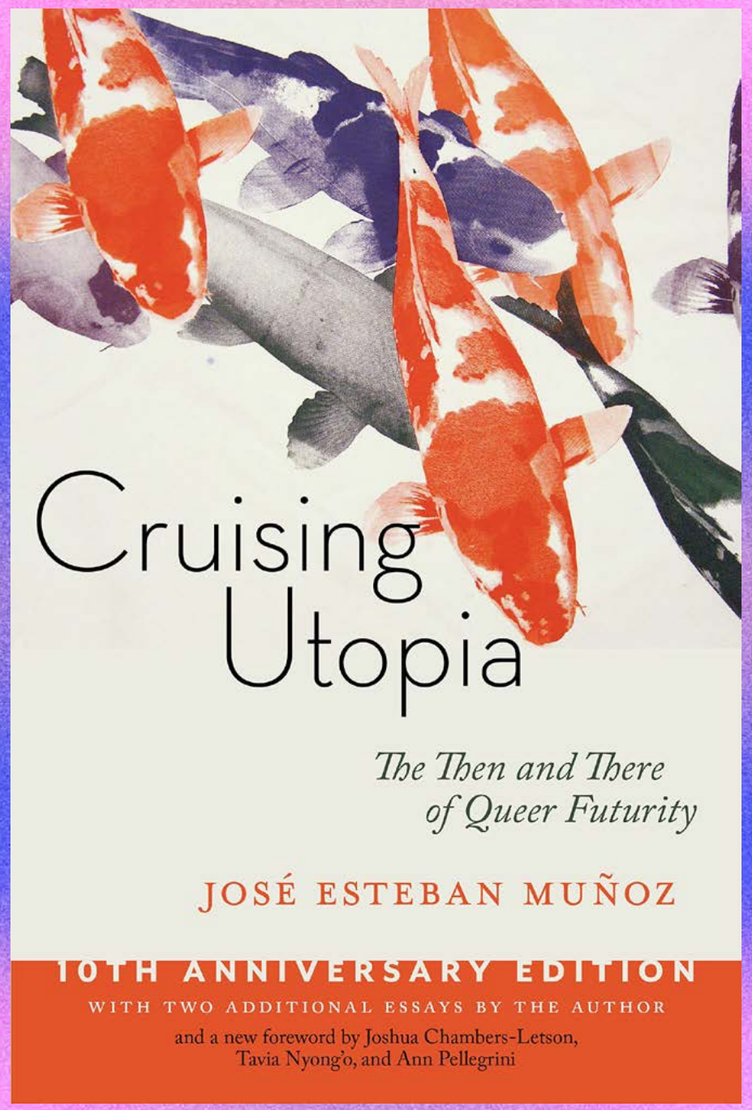

Literature

Making Present

When queerness is felt between queers in shared space

Finding

Queer is not only an identity, but **processes, behaviours, and situations** that deviate from, resist, or challenge normative structures.

Description

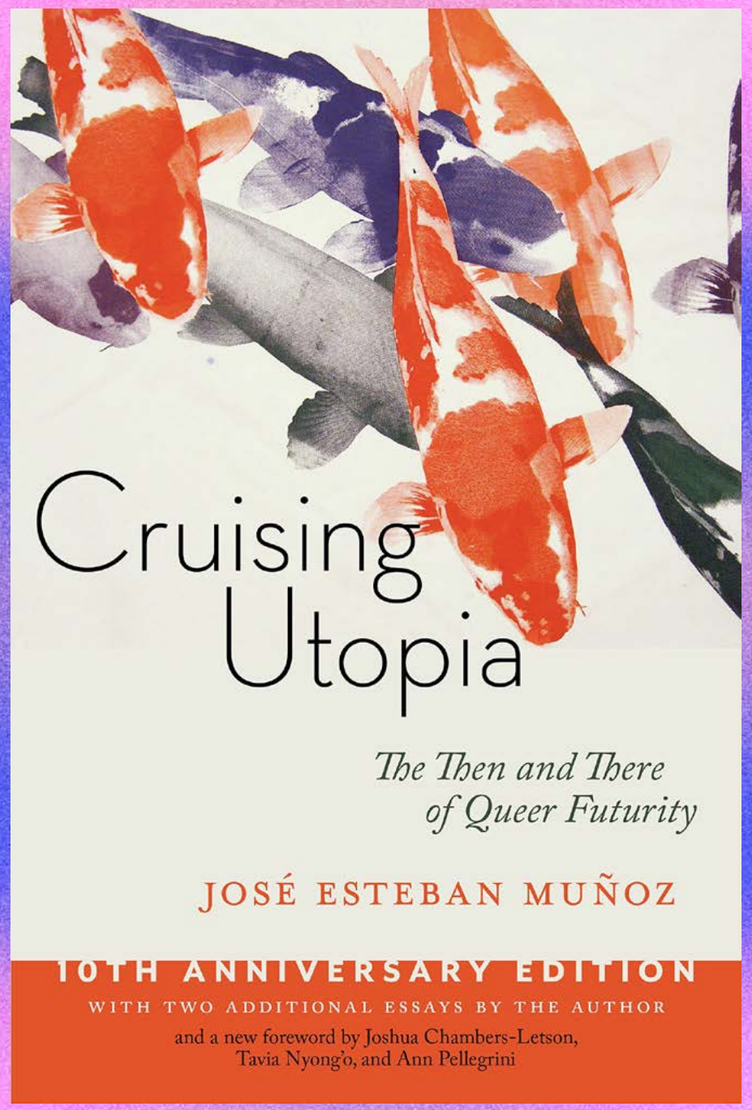

Literature

Then and There

A queer utopian future, never fully reachable, but something to aim toward.

Finding

Queer is not only an identity, but **processes, behaviours, and situations** that deviate from, resist, or challenge normative structures.

Description



Triptych: Care, Production, Proximity & Exchange

Queer(ing)

Queerness as *"a point on the horizon"* never fully reachable, but something to aim toward.

Finding

Exchange
the movement of ideas, goods, care, labour between bodies

Production
the active making and reconfiguring of space and relations



Care
the maintenance, support, and reproduction of social life

Proximity
physical closeness creating exposure, friction, potential

Analytial Framework
Queer(ing)

Exchange
the movement of ideas, goods, care, labour between bodies

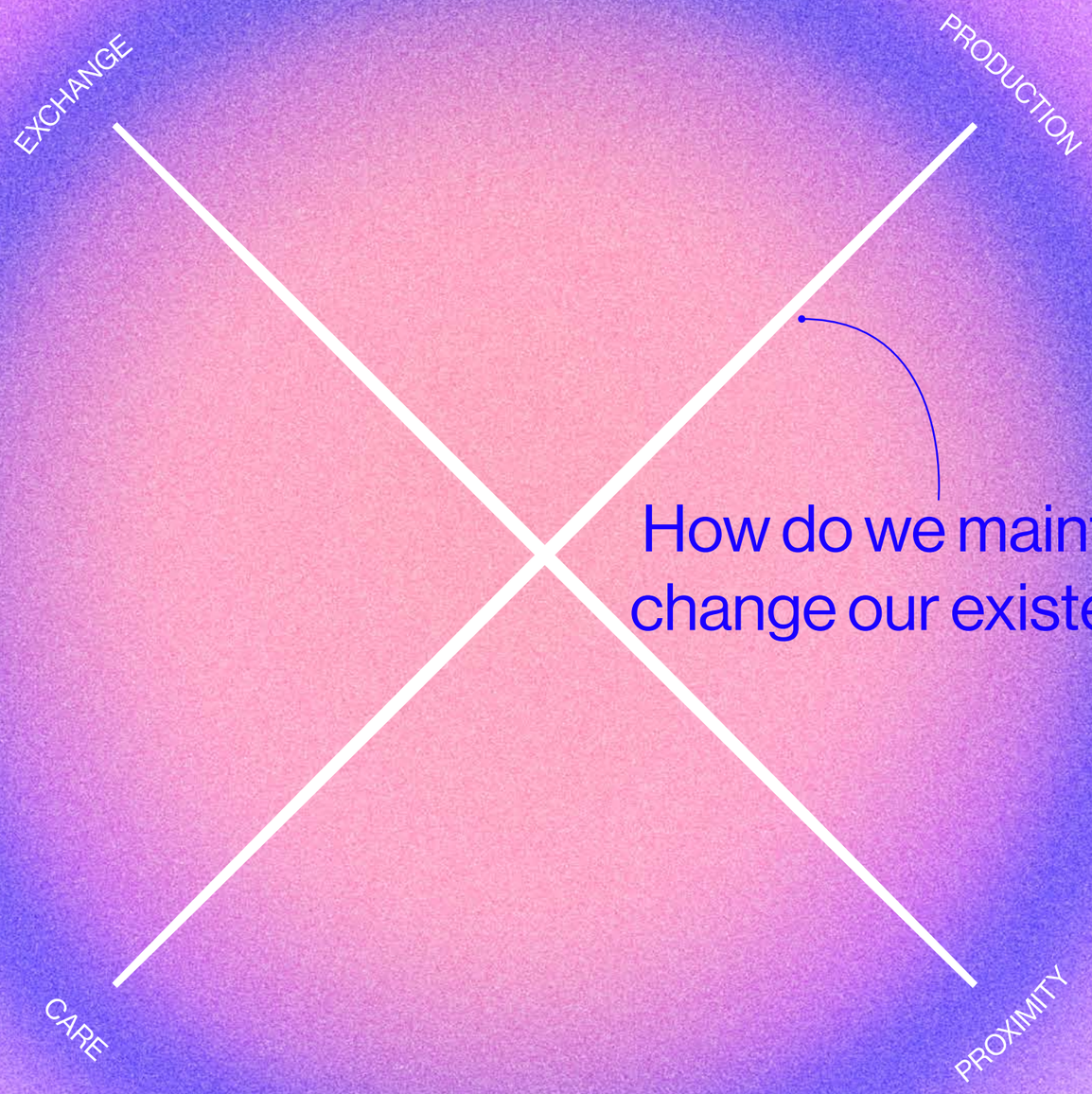

Production
the active making and reconfiguring of space and relations

Care
the maintenance, support, and repro-duction of social life

Proximity
physical closeness creating exposure, friction, potential

Enactment

A performative reading of space enables architects to design environments that “don’t simply repeat repressive structures but **actively resist discrimination and dismantle hierarchies.”**

(Bonnevier, 2014)

A performative reading of space enables architects to design environments that “don’t simply repeat repressive structures but **actively resist discrimination and dismantle hierarchies.”**



Staging

the material container, lighting, props, costumes

Description

Literature

Finding

A performative reading of space enables architects to design environments that “don’t simply repeat repressive structures but **actively resist discrimination and dismantle hierarchies.”**



Peformative Act

speech, gesture, action

Description

Literature

Finding

A performative reading of space enables architects to design environments that “don’t simply repeat repressive structures but **actively resist discrimination and dismantle hierarchies.”**



Performative Force

command, regulation

Description

Literature

Finding

A performative reading of space enables architects to design environments that "don't simply repeat repressive structures but **actively resist discrimination and dismantle hierarchies."**

Description



Triptych: Reading Space

Enactment

The Enactment of Architecture operates on three levels: staging, performative act and performative force.

Finding

Exchange
the movement of ideas, goods, care, labour between bodies

Production
the active making and reconfiguring of space and relations



Care
the maintenance, support, and reproduction of social life

Proximity
physical closeness creating exposure, friction, potential

Analytial Framework
Enactment

Co-creation

"Knowledge must be situated in community initiatives and intersectional experiences, in inclusive and multidisciplinary pedagogy, and in the constant negotiation of the public space"

(Crespo Claudio et al., 2023)

“Knowledge **must be situated in community** initiatives and intersectional experiences, in inclusive and multidisciplinary pedagogy, and in the constant negotiation of the public space”

Description

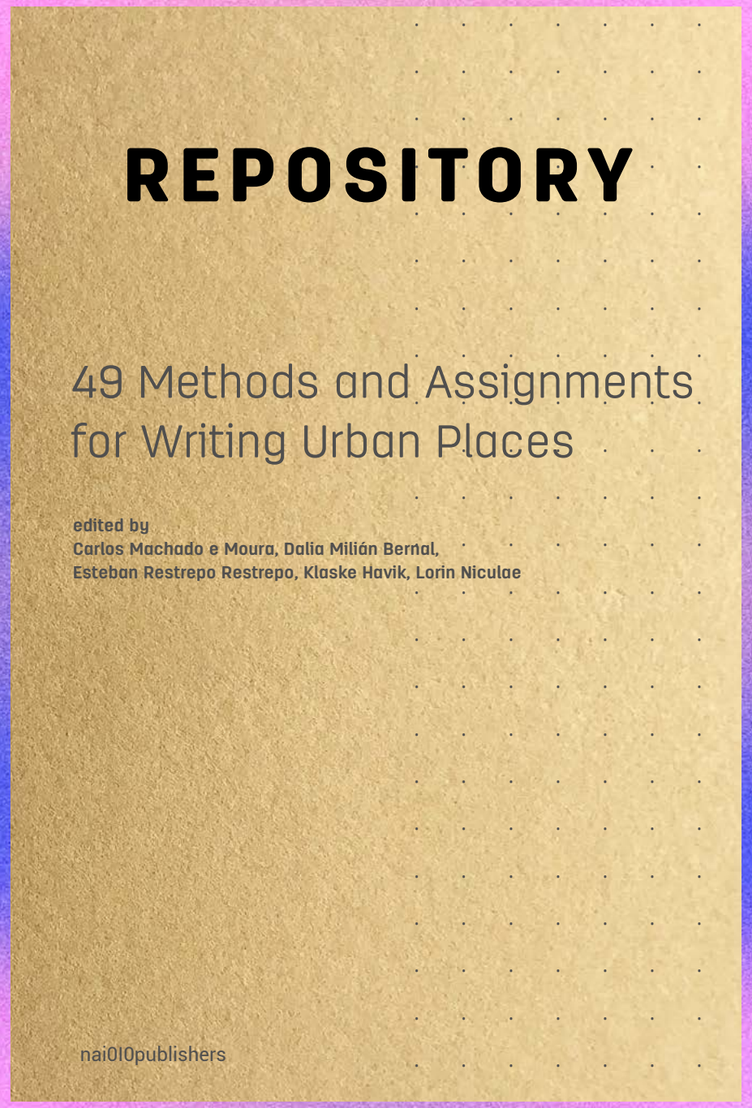

Literature

Arquitecturas Colectivas sees users not as clients but as **design partners.**

Finding

“Knowledge **must be situated in community** initiatives and intersectional experiences, in inclusive and multidisciplinary pedagogy, and in the constant negotiation of the public space”

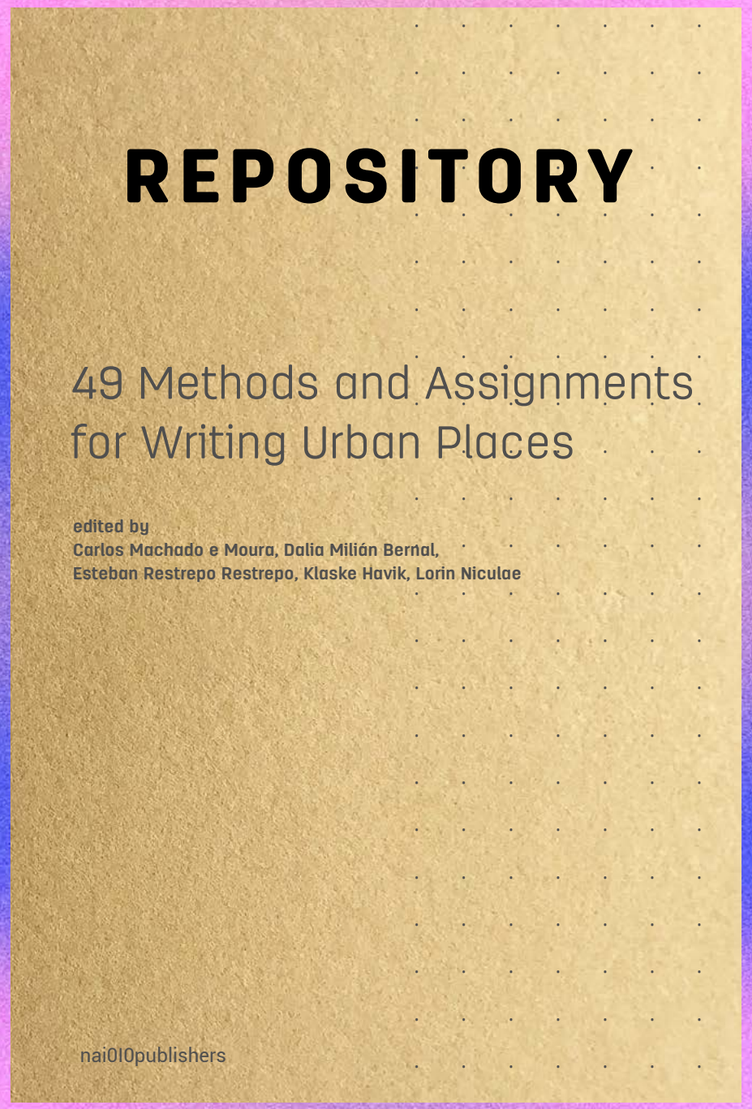

Stories Pictures Workshop

Description

Literature

Finding

“Knowledge **must be situated in community** initiatives and intersectional experiences, in inclusive and multidisciplinary pedagogy, and in the constant negotiation of the public space”

Description



Triptych: A Collective Endeavour
Co-Creation

Arquitecturas Colectivas sees users not as clients but as **design partners.** Co-creation through stories, pictures and a collective workshop.

Finding

Exchange
the movement of ideas, goods, care, labour between bodies

Production
the active making and reconfiguring of space and relations



Care
the maintenance, support, and reproduction of social life

Proximity
physical closeness creating exposure, friction, potential

Analytial Framework
Co-Creation

How can **co-creation** and **performative studies** create a **queer(ed) collective home** as a transitory space of emancipation?

Exchange
the movement of ideas, goods, care, labour between bodies

Production
the active making and reconfiguring of space and relations



Care
the maintenance, support, and reproduction of social life

Proximity
physical closeness creating exposure, friction, potential

Reread space and find **emancipatory spatial mechanisms.**

Exchange
the movement of ideas, goods, care, labour between bodies

Production
the active making and reconfiguring of space and relations



Care
the maintenance, support, and reproduction of social life

Proximity
physical closeness creating exposure, friction, potential

Overview

However **only by examining what represses**,
you can find what emancipates.

Doctor Jan van Bremenstraat 1-3

3 Case Studies
3 Design Studies

de LTS

Practical Boys' School

1967

de School

Night Club

2016

het Huis

Squat

2024

de LTS

How does **surveillance** of homosocial groups produce normative subjects?

1967

de School

How does **community monitoring** constrain performance?

2016

het Huis

How does **self-monitoring** limit unlearning heteronormativity?

2024

de LTS



1967

de School



2016

het Huis



2024

de LTS



1967

de School



2016

het Huis

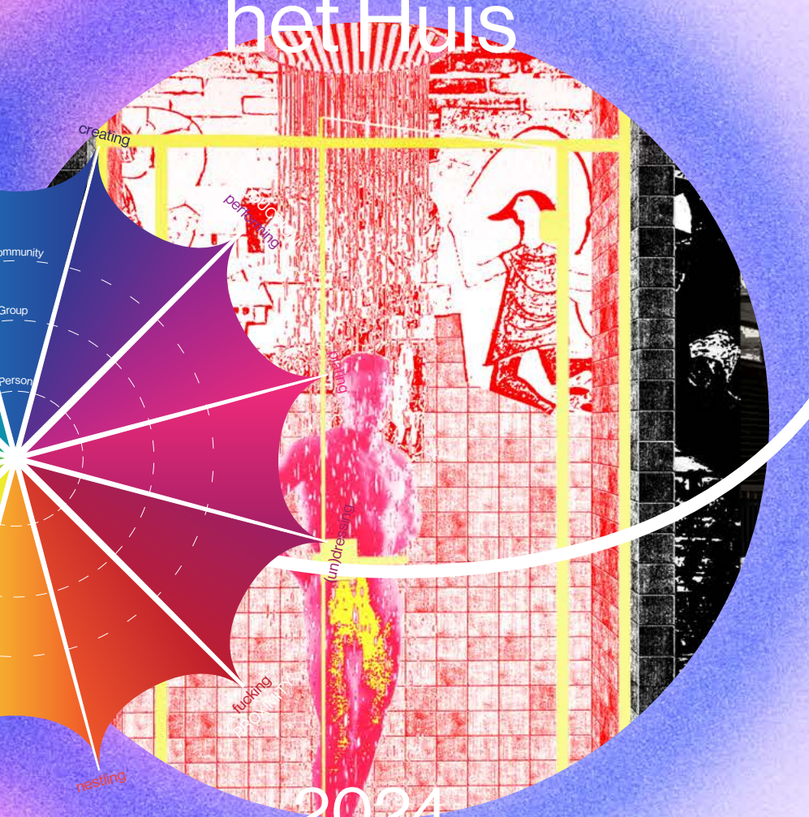

2024



de LTS

1967

no-longer-conscious



de School

2016

making-present



het Huis

2024

here-and-now

de LTS



1967

no-longer-conscious stories

de School



2016

making-present pictures

het Huis

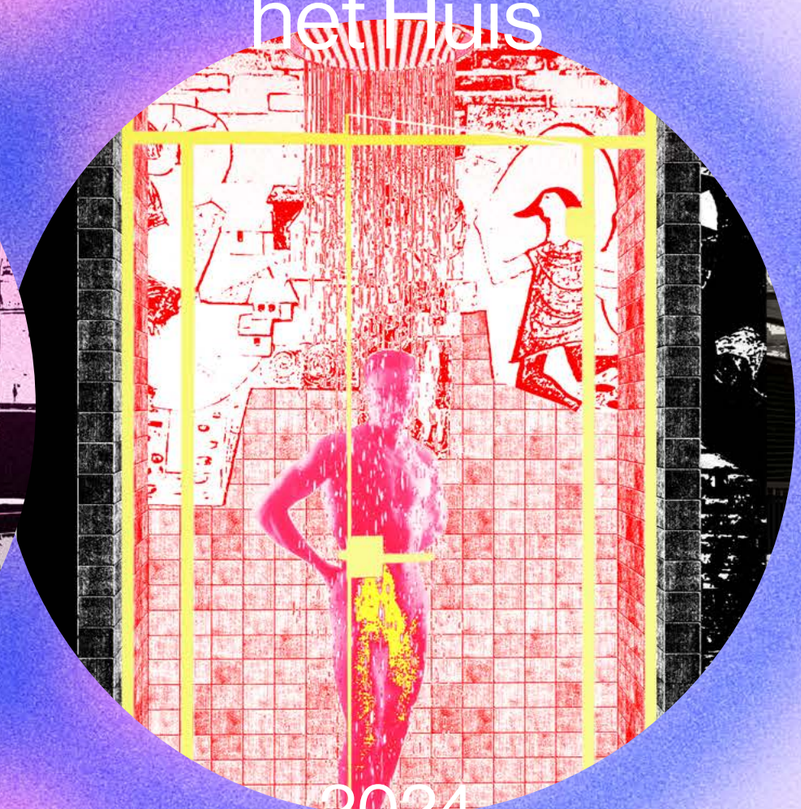

2024

here-and-now workshop

de LTS



1967
no-longer-conscious
stories
group

de School



2016
making-present
pictures
community

het Huis

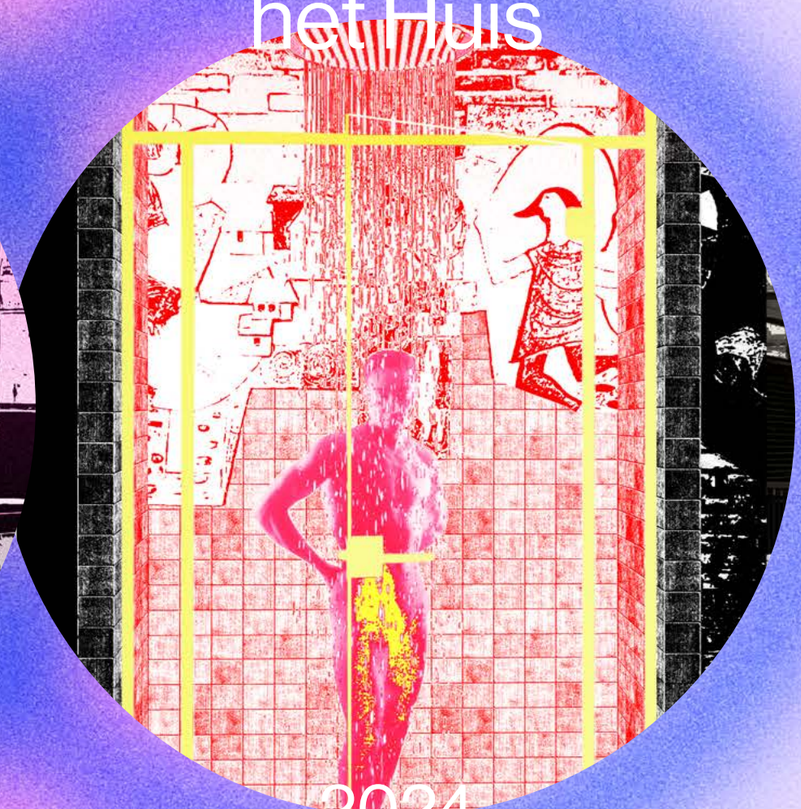

2024
here-and-now
workshop
person

Site

Rembrandt Park

Doctor Jan van Bremenstraat 1-3

Noord

De Ring (A10)

Zuid

0 5 10 15 20 25

Plan 1:500

Site

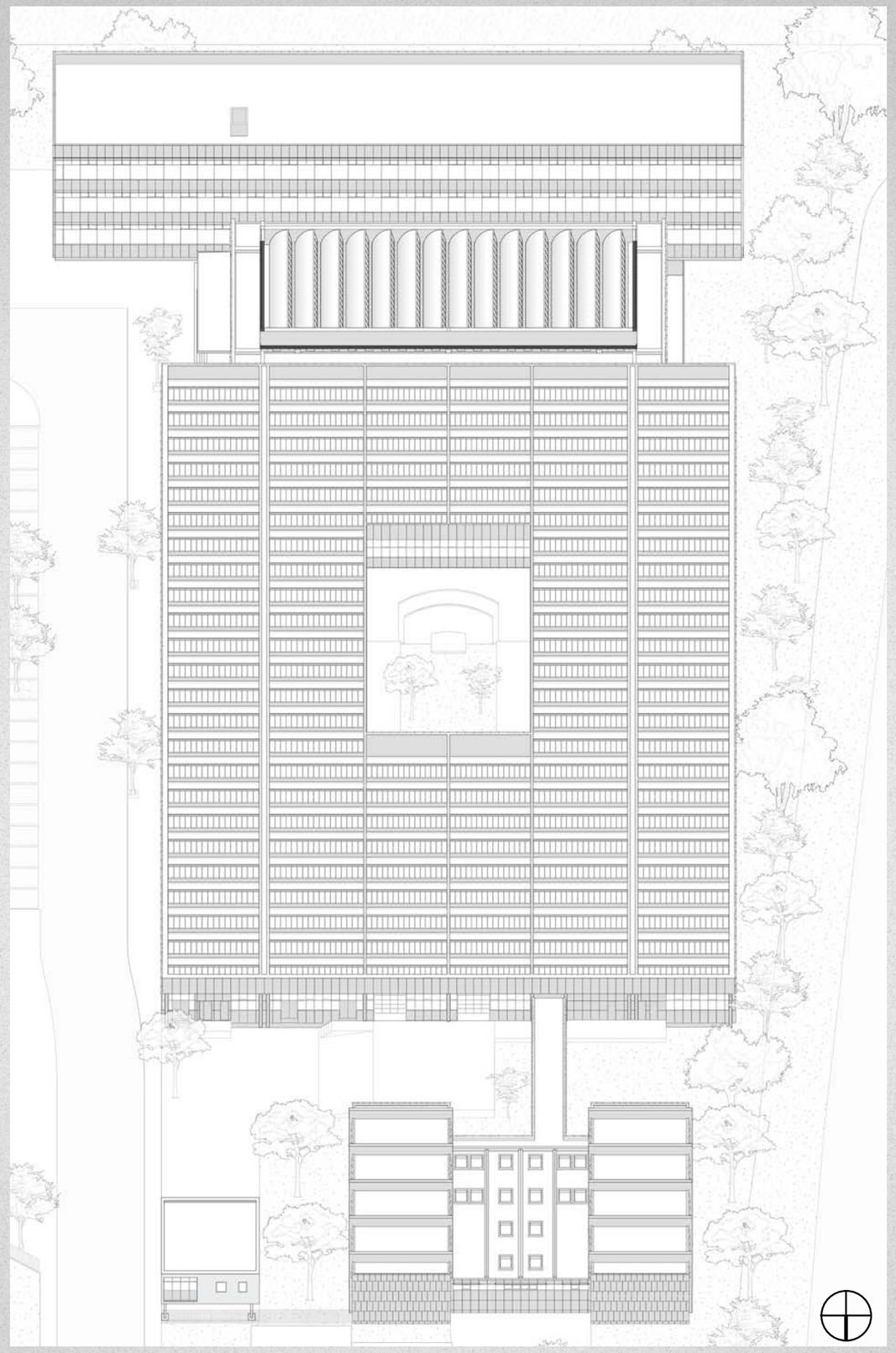

Plan Oblique 1 : 500

J.B.
Ingwersen

1967
Het Nieuwe
Bouwen

Finding

0 5 10 15 20 25

Roof Perspecive



Picture

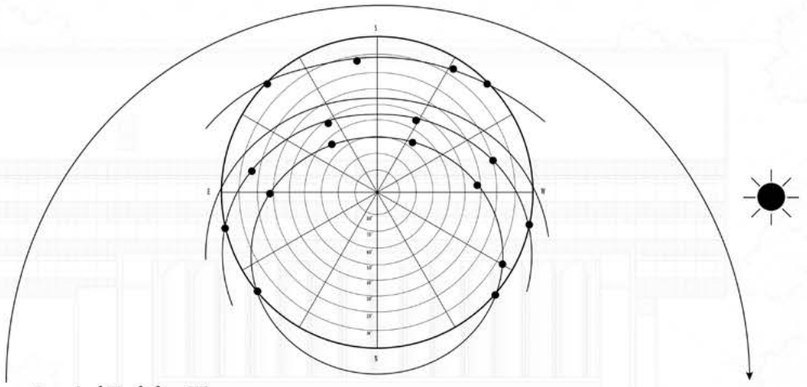

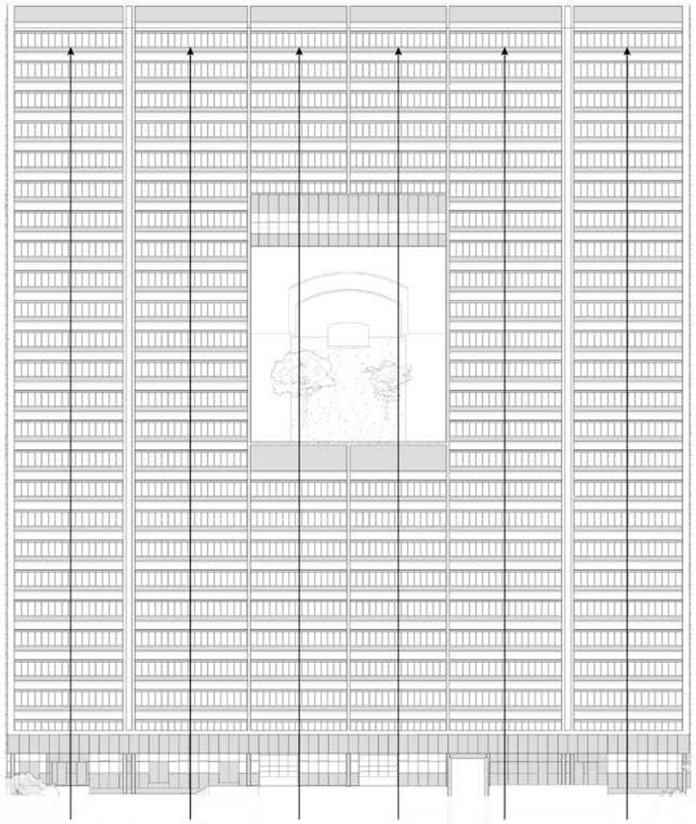

Practical Workshop Wing

Facing Diffused Lighting from the North

Plan Oblique 1 : 500

Finding

Functional Division

Practice

0 5 10 15 20 25

Functional Division



Picture



Plan Oblique 1 : 500

Functional
Division

Practice
Theory

Finding

0 5 10 15 20 25

Functional Division



Picture



Plan Oblique 1 : 500

Functional Division

Practice
Theory
Entrance

Finding

0 5 10 15 20 25



Picture



Plan Oblique 1 : 500

0 5 10 15 20 25

Functional Division

Practice
Theory
Entrance
Gymnasium

Finding

Functional Division

Case Studies

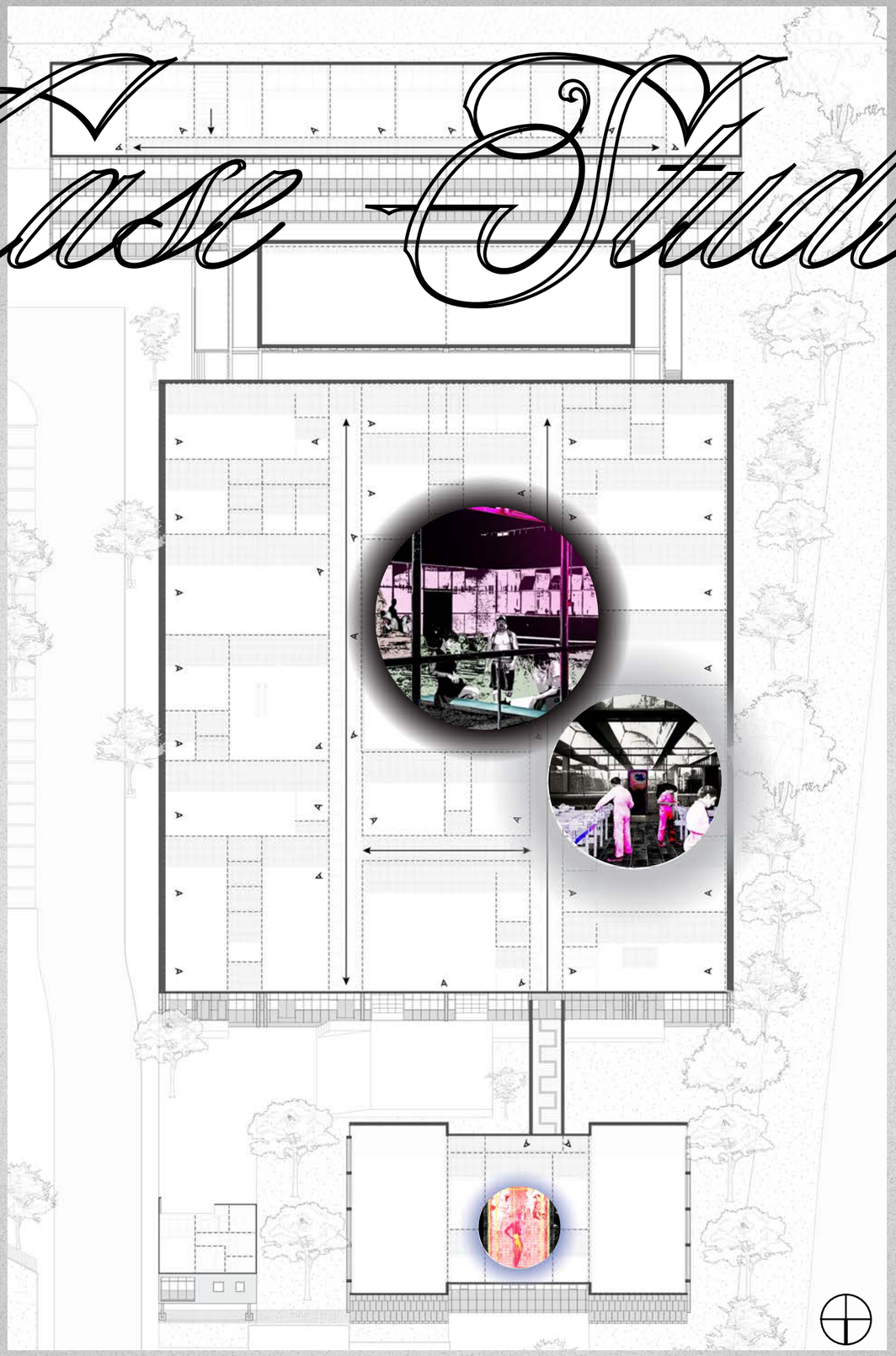

Plan Oblique 1 : 500

0 5 10 15 20 25

Case Study Overview

de LTS

How does **surveillance** of homosocial groups produce **normative subjects** in De LTS?

Case Study 1
1967
no-longer-conscious
stories
group

Case Study 2
2016
making-present
pictures
community

Case Study 3
2024
here-and-now
workshop
person

How does **surveillance** of homosocial groups produce **normative subjects** in De LTS?

Research Question

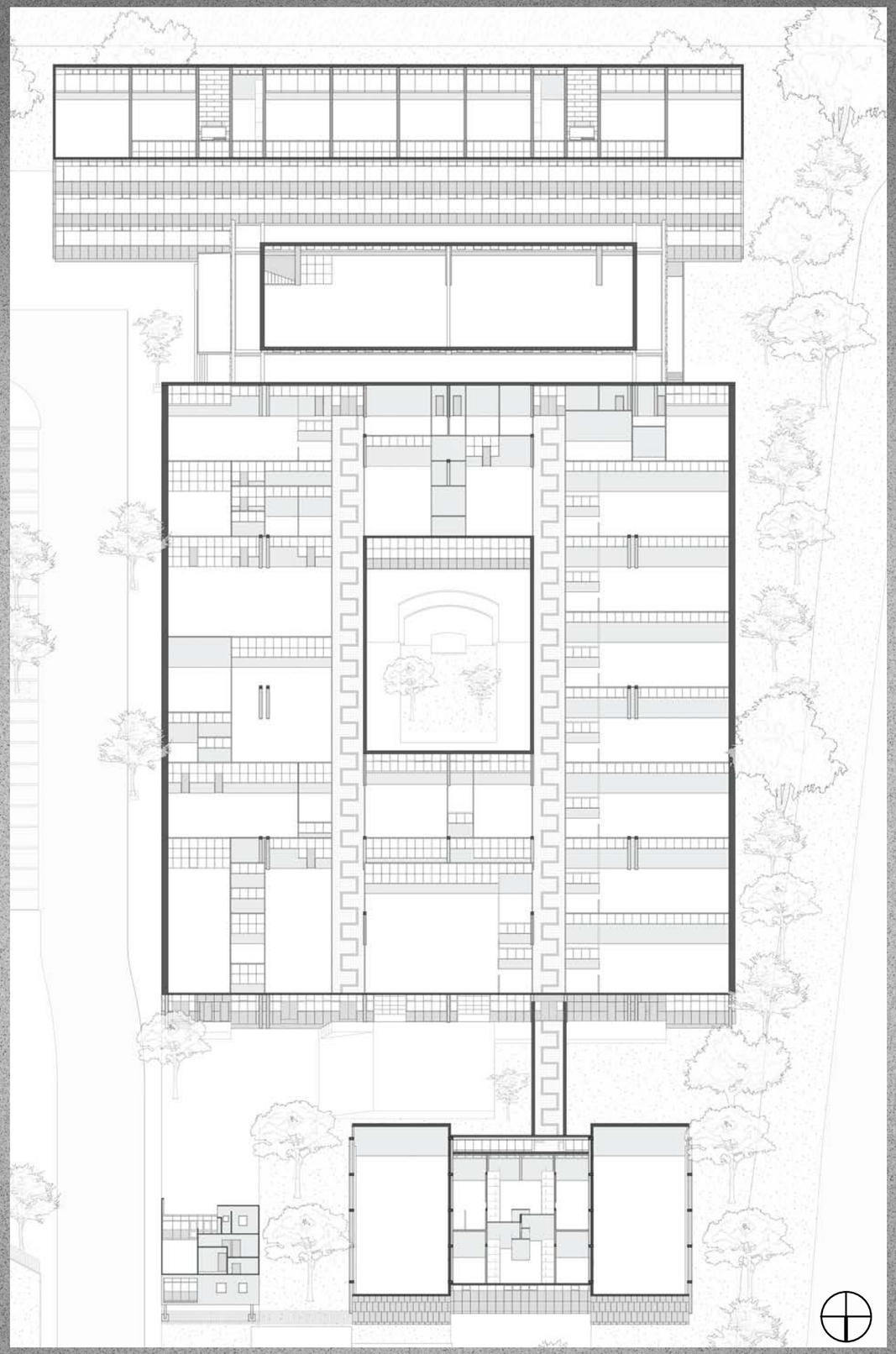

Plan Oblique 1 : 500

0 5 10 15 20 25

Hierarchy
Principle
Management
Teachers
Students

Finding

Existing Interior
Case Study 1



Picture



Plan Oblique 1 : 500

Surveillance

-Glass Partitions

-Repetitive Classrooms

-Four-metre corridor

Finding

0 5 10 15 20 25

Spatial Surveillance

How does **surveillance** of homosocial groups produce **normative subjects** in De LTS?

Research Question



Triptych: Classroom Analysis
Case Study1

Same Materials

Thresholds of Control

Identical Workwear

Generalised Table Settings

Finding



de LTS

To design space for multiple identities, situations and behaviours in groups:

Design should foster an **infrastructure of desire**, where space will be negotiated by its users.

de School

How does **community monitoring** constrain **performance** in De School?

Case Study 1
1967
no-longer-conscious
stories
group

Case Study 2
2016
making-present
pictures
community

Case Study 3
2024
here-and-now
workshop
person

How does **community monitoring** constrain **performance** in De School?

Research Question



New Hierarchy

Owners
Creative Team
DJs
Other Staff
Guests
Ticket Holders

Finding

How does **community monitoring** constrain **performance** in De School?

Research Question



Restage the Building

The Darkness of the Night, Interior Rearrangement, Sound Installation, Club Lights

Finding

How does **community monitoring** constrain **performance** in De School?

Research Question



Triptych: Courtyard Analysis
Case Study 2

Glass Partitions

Restaging of the night

Open Corners

Spaces to retreat

Black & Bare uniform

Diversity of meeting spaces

Finding



de School

Instead of using thresholds of control,

Design should foster **co-created stages** where community members are encouraged to perform together.

het
Huis

How does **self-monitoring** limit **unlearning** of heteronormativity in Het Huis?

Case Study 1
1967
no-longer-conscious
stories
group

Case Study 2
2016
making-present
pictures
community

Case Study 3
2024
here-and-now
workshop
person

How does **self-monitoring** limit **unlearning** of heteronormativity in Het Huis?

Research Question



Alone behind a closed door **it's just you.**

Finding

How does **self-monitoring** limit **unlearning** of heteronormativity in Het Huis?

Research Question



You hang your straight coat and **close the curtains.**

Finding

How does **self-monitoring** limit **unlearning** of heteronormativity in Het Huis?

Research Question



Triptych: Bathroom Analysis
Case Study 3

Finding



het

Huis

Spaces need to actively push us toward collective disruption. Therefore,

Design should create **porous thresholds** between relational scales while maintaining intimacy in the **fluid spaces.**

Design

Unlearning heteronormative repressive hierarchies requires **collective disruption** through:

Co-created Stages

Infrastructure of Desire

Fluid Spaces

Overview

Co-created Stages



Design Study A
Case Study 2
Community

Infrastructure of Desire

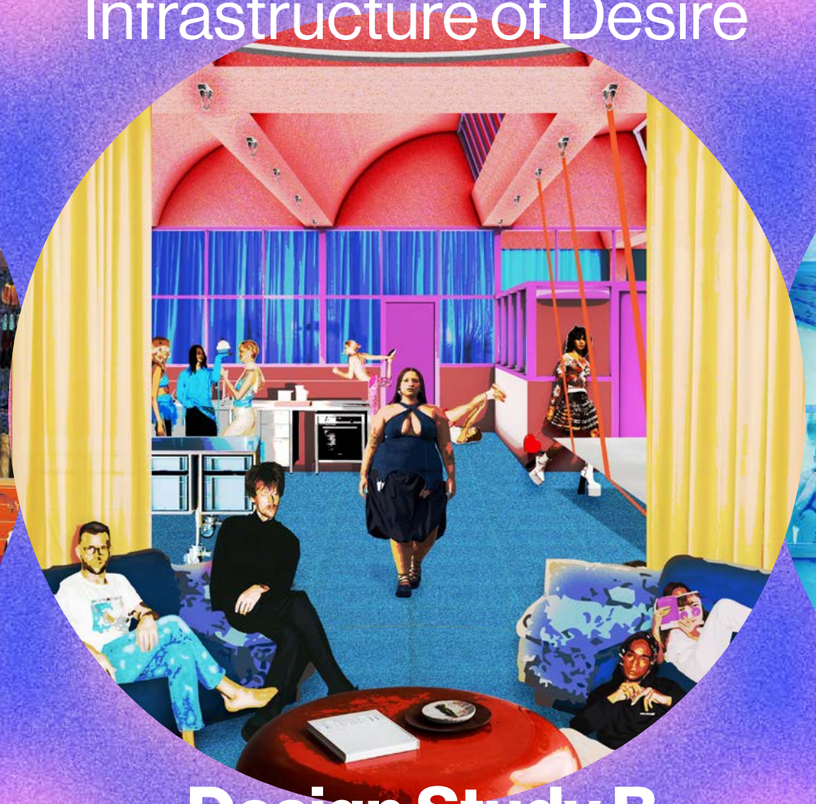

Design Study B
Case Study 1
Group

Fluid Spaces



Design Study C
Case Study 3
Person

Co-created Stages



Design Study A
Case Study 2
Community

Infrastructure of Desire



Design Study B
Case Study 1
Group

Fluid Spaces

Design Study C
Case Study 3
Person

A Home on the Horizon

Co-created Stages



Infrastructure of Desire



Fluid Spaces



Then-and-There

A Home on the Horizon
Co-created Stages
Infrastructure of Desire
Fluid Spaces

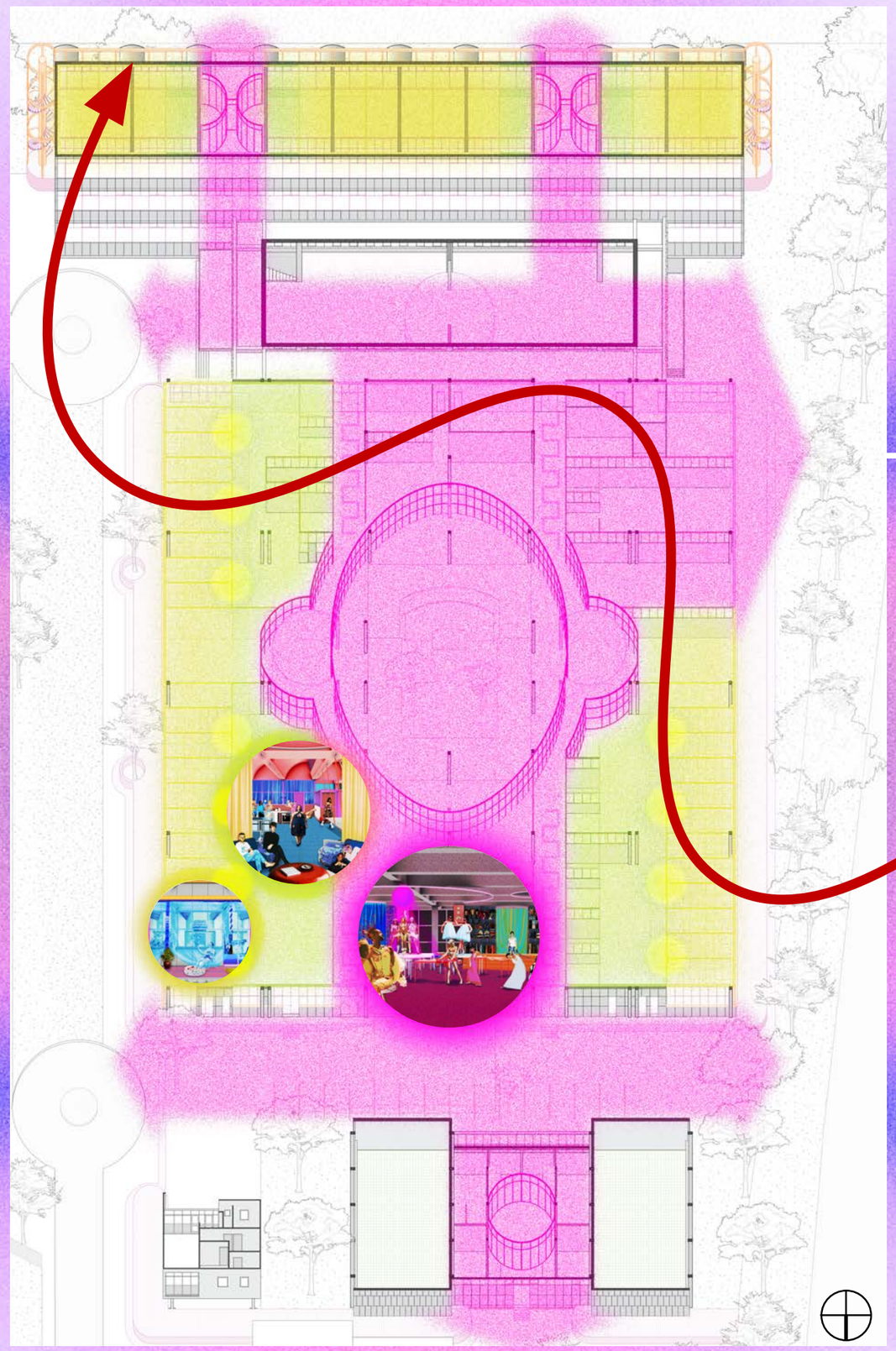

Plan Oblique 1:500

Tryptich Logic

Production
Exchange
Care
Proximity



0 5 10 15 20 25

Design Strategies in a Triptych
Overview

Co-created Stages

Design should foster **co-created stages** where community members are encouraged to perform together.

Design Principle



Inspiration

Thresholds of Invitation

Finding

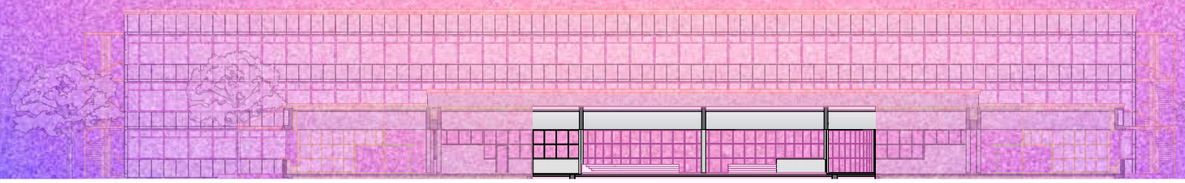

Design Study A

Design should foster **co-created stages** where community members are encouraged to perform together.



Drag Closet

Design Principle

Inspiration

Finding



Design Study A



Triptych: Communal Stages



Triptych: Communal Stages

Infrastructure of Desire

Design should foster an **infrastructure of desire**, where space will be negotiated by its users.

Design Principle



Inspiration

Queering with minimal material changes

Finding

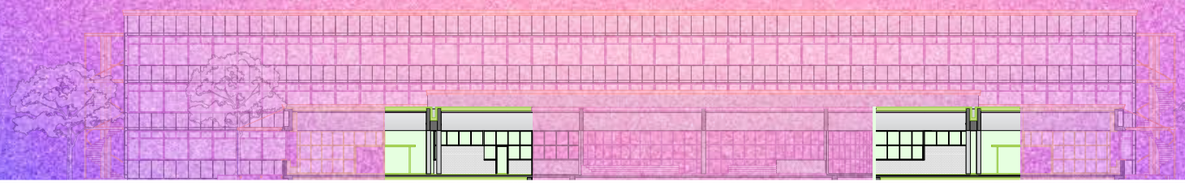

Design Study B

Design should foster an **infrastructure of desire**, where space will be negotiated by its users.

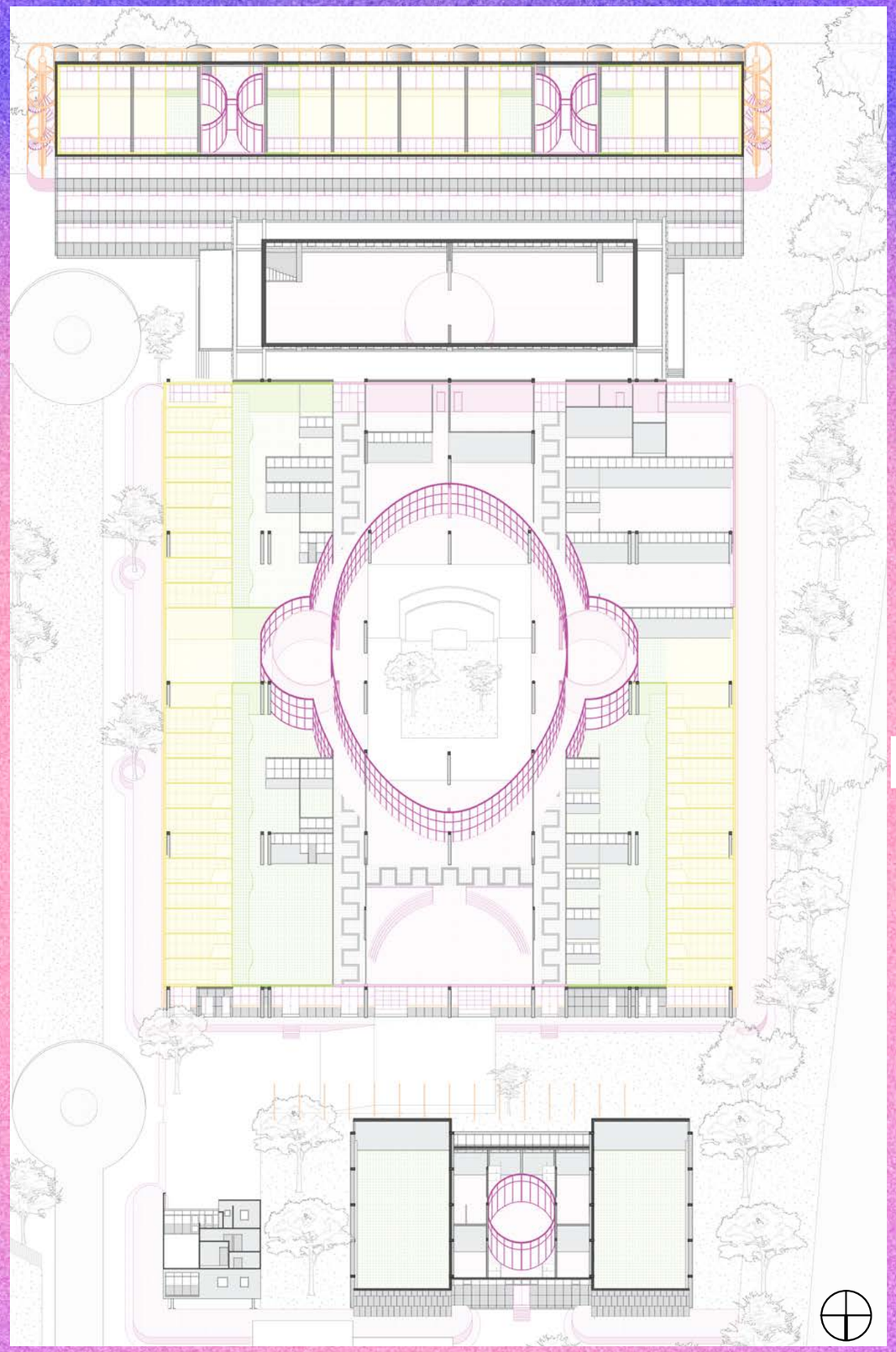

Plan Oblique 1 : 500

Circular Disruptions

Design should foster an **infrastructure of desire**, where space will be negotiated by its users.

Design Principle



Triptych: Infrastructure of Desire
Design Study B

Hooks as Infrastructure

Curtains to Recharge

Appropriating old structures

Adjustable Kitchen Interior

Diversity of meeting spaces

Finding



Fluid Spaces

Design should create **porous thresholds** between relational scales while maintaining intimacy in the **fluid spaces.**

Design Principle



Inspiration

Transgressing Boundaries by Dressing Up

Finding

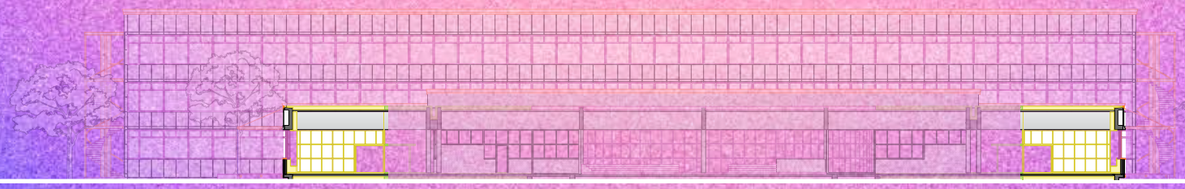

Design Study A

Design should create **porous thresholds** between relational scales while maintaining intimacy in the **fluid spaces.**

Design Principle

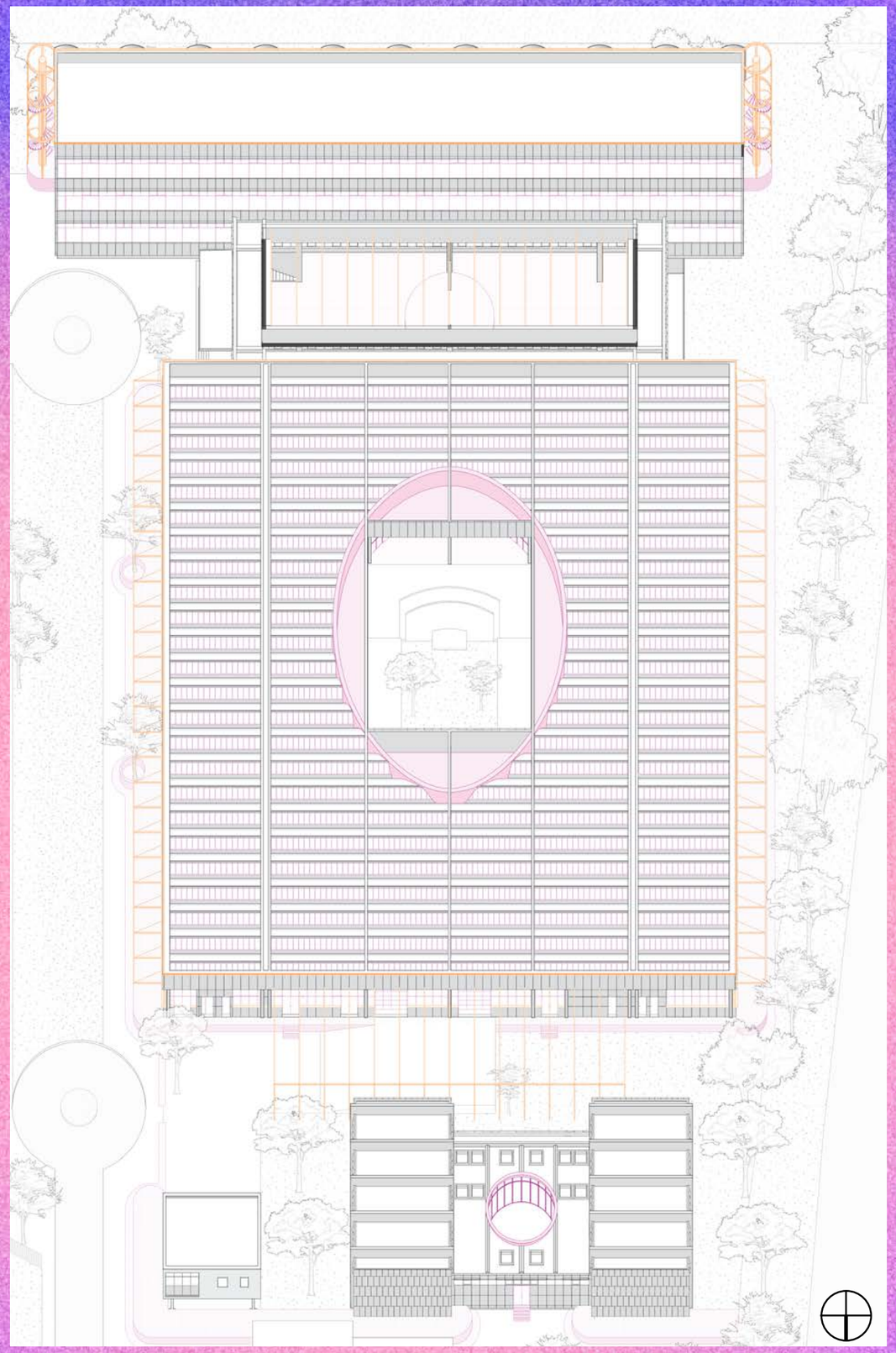

Plan Oblique 1:500

Drag up the building

Finding

Design should create **porous thresholds** between relational scales while maintaining intimacy in the **fluid spaces.**

Design Principle



Triptych: Infrastructure of Desire
Design Study B

Dragging the building

A Space to Care

Blurring the private public binary

A Space to Perform

Finding



Conclusions

How can **co-creation and performative studies** create a **queer(ed) collective home** as a transitory space of emancipation?

Through this
process of unlearning
you will:

Examine repressive spatial hierarchies

Recognise emancipatory spatial mechanisms

Queer both the design process and architecture

What does this process mean for housing?

Queer theory embraces unlearning as a **political stance** and therefore gives an opening to go beyond the heteronormative housing system.

This goes beyond just academics.

Thank you to the participants,
my tutors & thank you for listening <3

A Home on the Horizon

Peeking into a Queer(ed) Collective Home through a series of Triptychs

Sandro van der Hulst
MSc ArchitectureThesis Presentation

15 June 2026

Suzana Milinovic & Robert Gorny

Explore Lab 41

Queer(ing)

"My use of queer and mess is not limited to bodies, objects, and desires, but also relates to processes, behaviours, and situations," as it focuses "on the **recognition and centring of underrecognized practices, stances, and situations** that deviate from, resist, or run counter to the workings of normality."

(Manalansan, 2014)

Enactment

Behind Straight Curtains

TOWARDS A QUEER FEMINIST THEORY OF ARCHITECTURE

KATARINA BONNEVIER







Co-creation

Stories
Pictures
1 Collective
Workshop

Bureaucratic &
Authorship Issues
Time / Scheduling
Compensation

More Workshops
Real life Projects

Exchange

Exchange is the movement of things between bodies: ideas, goods, care and labour. Exchange structures reciprocal and negotiated interactions to stage a performance where relations are enacted and not just co-exist. Exchange is where the utopian glimpse becomes shared, transmitted, amplified and is about actualisation, organisation and mediation.

Exchange + Care
Support infrastructures, such as communal kitchens, tool libraries, or care networks, where acts of support are organized and circulated, making interdependence collective and visible.

Production

Production is the active making, altering, and reconfiguring of space and relations. It is oriented toward change and emergence through experimentation to become something new. Production is where the future is rehearsed, a more explicit staging of the not-yet-here. Space is produced through action, not fixed form while destabalising and accelarating time.

Proximity + Production
Spaces that generate emergent collaboration, like open workshops, spontaneous performances, or appropriatable environments, where co-presence tips into improvisation and making, allowing brief flashes of the "then-and-there" to appear.

Care

Care is the maintenance, support, and reproduction of social life. It is often invisible, durational, and affective and aligns with rest, repair, dependency while resisting efficiency and output but rather values continuity. Care is where utopia is quietly "made-present" through gestures that sustain collectivity. Care is performative through repetition and non-spectacular acts that produce space while stabilising and maintaining time.

Proximity

Proximity is co-presence, immediacy, and relational intensity without necessarily formalized interaction: interaction is latent, not required. It is where bodies share space, atmosphere, attention while enabling affective glimpses of queer futurity before they are articulated. It therefore emphasizes exposure, and friction while implicating potential, messiness and exposure. Space is activated by bodies being together as performance begins with co-presence.





















Theory

Collective Forces

Performative Acts

Degrees of Collectivity

Analysis

To design space for multiple identities, situations and behaviours in groups:

Design should foster an **infrastructure of desire**, where space will be negotiated by its users.

Instead of using thresholds of control,

Design should foster **co-created stages** where community members are encouraged to perform together.

Spaces need to actively push us toward collective disruption. Therefore,

Design should create **porous thresholds** between relational scales while maintaining intimacy in the **fluid spaces.**

Design

The design creates an **infrastructure of desire**, by adding hooks and appropriating the existing structure. This is enhanced by adding circular disruptions at each axis.

The design creates **co-created stages** by designing objects such as the table and the drag closet that restage the spaces.

The design pushes for collective disruption by restaging the communal axis with for private acts.

Porous thresholds between relational scales that maintain intimacy are created by making these thresholds spaces to stay. Entering these is based on invitation.

Materially the building is **dragged up** as a way of appropriation.

How does **surveillance** of homosocial groups produce **normative subjects** in De LTS?

Research Question



Triptych: Classroom Analysis
Case Study1

Same Materials

Thresholds of Control

Identical Workwear

Generalised Table Settings

Finding



How does **community monitoring** constrain **performance** in De School?

Research Question



Triptych: Courtyard Analysis
Case Study 2

Glass Partitions

Restaging of the night

Open Corners

Spaces to retreat

Black & Bare uniform

Diversity of meeting spaces

Finding



How does **self-monitoring** limit **unlearning** of heteronormativity in Het Huis?

Research Question



Triptych: Bathroom Analysis
Case Study 3

Finding



An Open Garage Door invites

A Drag Closet to co-create

A Table staging exchange & production

Triptych: Communal Stages

Design should foster an **infrastructure of desire**, where space will be negotiated by its users.

Design Principle



Triptych: Infrastructure of Desire
Design Study B

Hooks as Infrastructure

Curtains to Recharge

Appropriating old structures

Adjustable Kitchen Interior

Diversity of meeting spaces

Finding



Design should create **porous thresholds** between relational scales while maintaining intimacy in the **fluid spaces.**

Design Principle



Triptych: Infrastructure of Desire
Design Study B

Dragging the building

A Space to Care

Blurring the private public binary

A Space to Perform

Finding



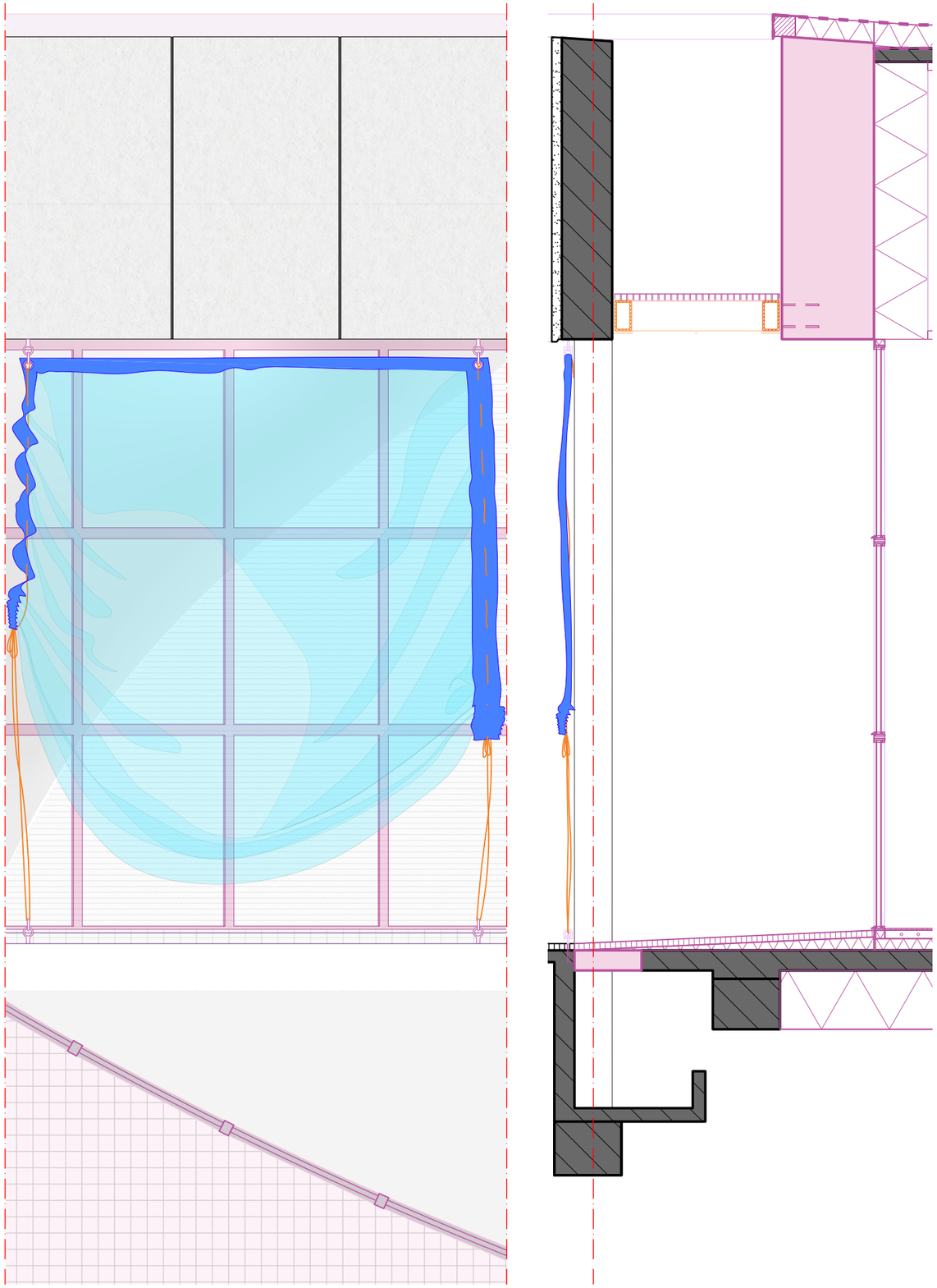

1:20 Section | Courtyard Garden Intervention
(scaled to 1:30)

Roof
Vapour layer
PIR insulation 140 mm
EPDM

Overhang
Aluminum roof edge
Wood support beam
150x150 mm
Anchor 220 mm Ø20
mm
Shim stainless steel
plate 200x200x15 mm
Clevis pin 70 mm Ø10
mm with SC clevis rod

Beam additions
Aluminium panel 20 mm
Stainless steel frames
50x50 mm
Wood wool insulation
280 mm
Air vapour layer

Existing Roof Beam
Prefab concrete beam
300x1800x3000 mm
Cavity 370mm
On site poured concrete
Quartz panel
1000x1800x80 mm

RHS 180×100x3390 mm

Tapered shim stainless
steel plate 200x200 mm
top 72 mm below 6 mm

Kingspan Kooltherm
Insulation board 50 mm
Plywood panel 10 mm

HR++ windows with
aluminum frames 60mm

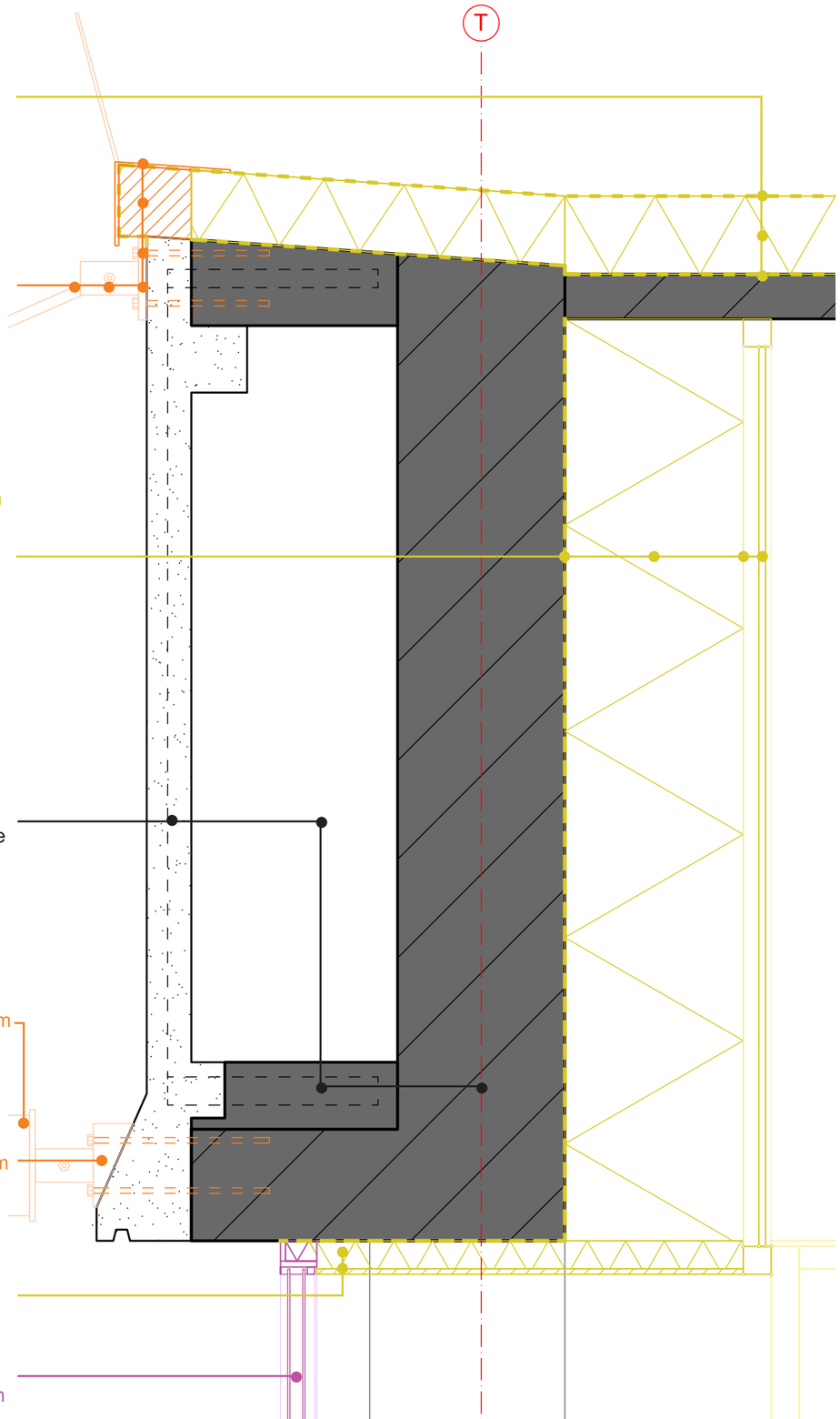

1:5 Detail | Roof and Overhang Connection
(scaled to 1:10)

HR++ windows with aluminum frames 60mm

Sloped stainless steel windowsill 400mm with wooden support

Existing Wall
Brick 120 mm
Prefab Concrete 120 mm
Quartz panel 1000x1200x60 mm

Wall Additions
Plywood panel 10 mm
Wood wool insulation 280 mm
Air vapour layer

Wood wool insulation 510x440 mm

Stainless steel grating with pink paint 38x1000x2000 mm

Terrace Floor
Anchor 220 mm Ø20 mm
L angle Bracket 200x200x15 mm
RHS 180×100x3000 mm
RHS 180×100x3390 mm

Existing Floor
Ceramic Tiles 40 mm
Prefab 'kwartaalelement' floor 170x500x3000 mm
Prefab concrete foundation 200x1500x 2000 mm

Floor additions
Linoleum Floor 20 mm
Floor heating 50 mm
PIR insulation 30 mm
Air vapour layer
Wood wool insulation 300 mm

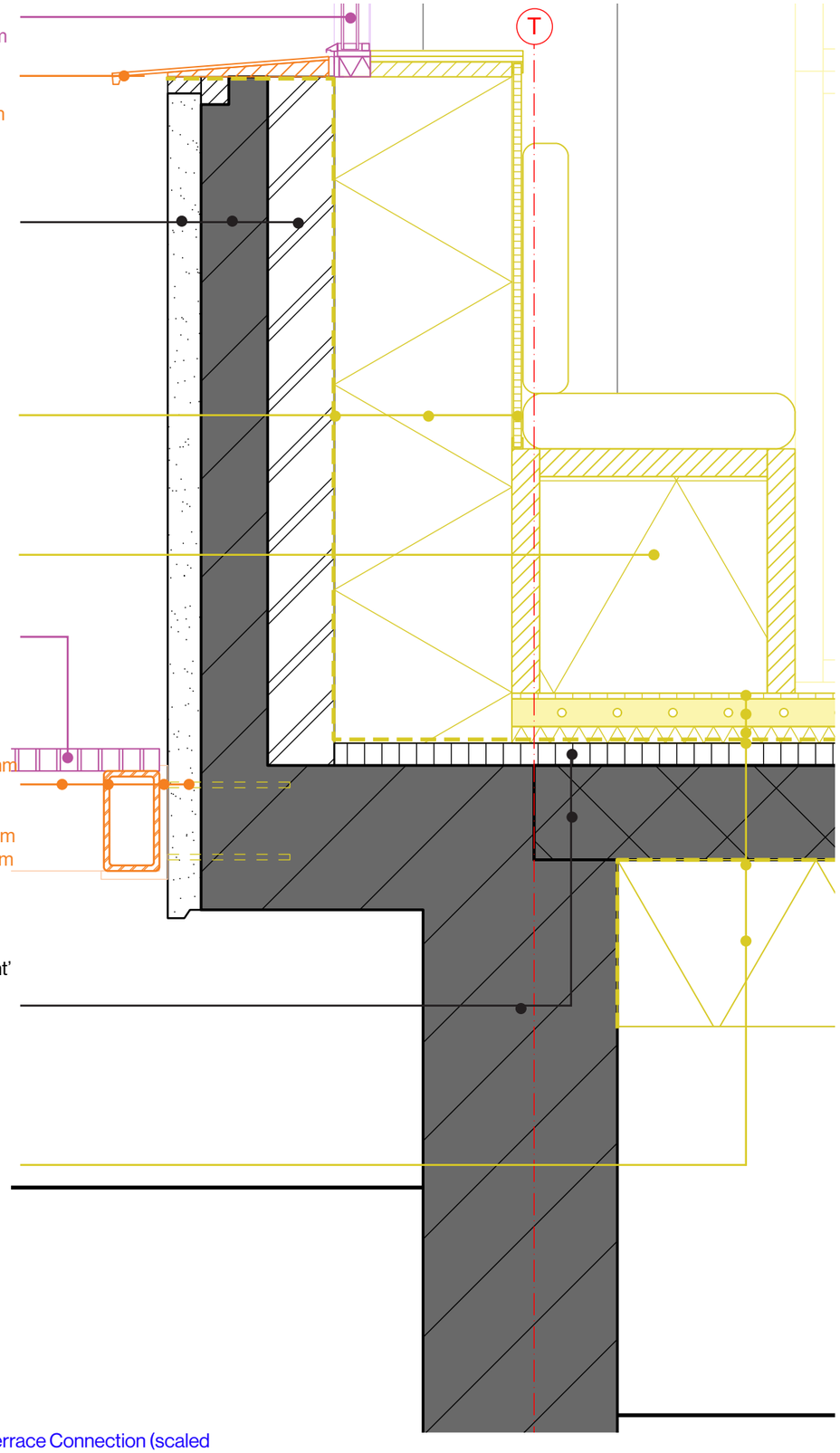

1:5 Detail | Floor and Terrace Connection (scaled to 1:10)

Plaster 20 mm

HR++ windows with aluminum frames 60mm

Roof Additions
EPDM
PIR insulation 140 mm
Vapour layer

Existing Roof Beam
Prefab concrete shed roof 145 and 80 mm

Hook Additions
Anchor 75 mm
Stainless steel eye bolt Ø30 mm
Stainless steel D ring Ø50 mm
Ratchet strap 40mm

Modular Wall
Compression foam tape 20 mm
Steel C Stud Frame 120x50x1000 mm
Plywood 20 mm
MLV membrane 56 mm

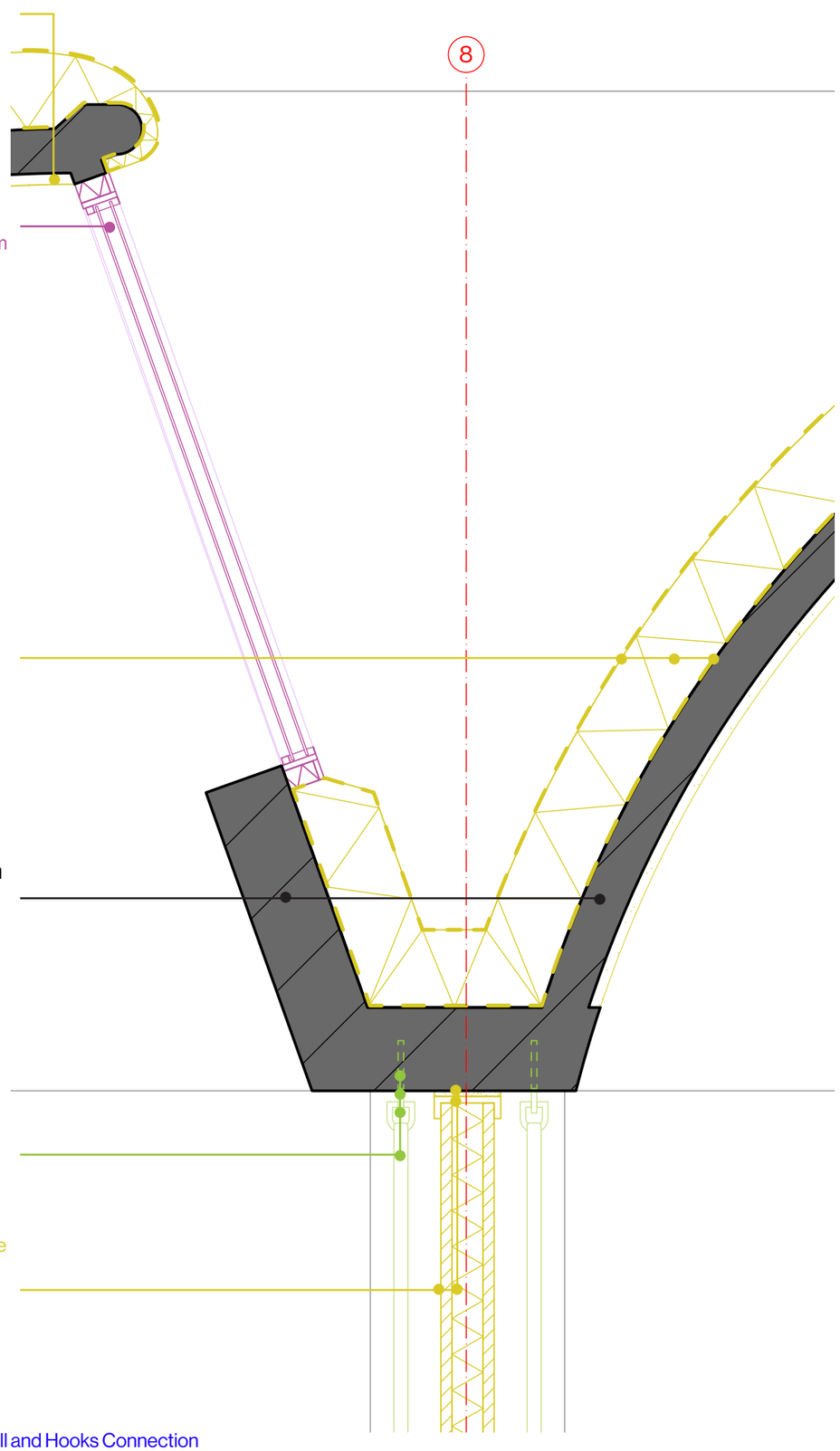

1:5 Detail | Modular Wall and Hooks Connection (scaled to 1:10)