POTLUCK:
Creative Centre

Image
Dubai Design District Creative Community
https://archello.com/project/dubai-design-district-creative-community

Public Buildings Graduation Studio 15/11/2022
Kayla Bain 5499380

POTLUCK: Creative Centre

Joining multiple creative forms to make one space of learning, making, and expressing in an experimental Public Condenser

Table of Contents

Semester 1 _____ Page 1
Graduation Plan

Semester 1 _____ Page 4
TD- Remix

Semester 1 _____ Page 5
Final P2 Potluck Creative Center Brief

WEEK 1 _____ Page 6
TD- Collage and Montage
PD- Research Excursion Booklet findings

WEEK 2 _____ Page 14
TD- Diagrams
PD- Research Individual Pitch

WEEK 3 _____ Page 17
PD+TD- Thoughts, personas, Pictures

WEEK 4 _____ Page 20
TD- Psycho Geography Map
PD- Wrap up of Exursion Findings

WEEK 5 _____ Page 27
TD- Psycho Geography Map Edited
PD-Site Analysis

WEEK 6 _____ Page 30
TD- Physical Model
PD- Plan Iterations

WEEK 7/8 _____ Page 36
TD- 3D Model
PD-Massing Iterrations

WEEK 9/10 _____ Page 43
P1 Presentation
Research Plan _____ Page 53

WEEK 2.0-2.4 _____ Page 59
Potluck Creative Center Draft 1

WEEK 2.5-2.7 _____ Page 67
Potluck Creative Center Draft 2

WEEK 2.8-2.10 _____ Page 74
Potluck Creative Center: Work leading up to P2
P2 Posters _____ Page 103
P3 Posters _____
P4 Slides and Posters _____
Reflection

GRADUATION PLAN

Graduation Plan: All tracks

Submit your Graduation Plan to the Board of Examiners (Examencommissie-BK@tudelft.nl), Mentors and Delegate of the Board of Examiners one week before P2 at the latest.

The graduation plan consists of at least the following data/segments:

Personal information	
Name	**Kayla Bain**
Student number	5499380

Studio		
Name / Theme	Public Buildings Graduation Studio	
Main mentor	Paul Kuitenbrouwer	Public Design Tutor
Second mentor	Sang Lee	Theory & Delineation Tutor
Argumentation of choice of the studio	The way public buildings can transform a neighborhood and city, socially, politically, and culturally through design using historical and cultural connections is utterly fascinating. Furthermore, how places around the world adapt and challenge the phrase public building, by reading what a city needs and providing a uniquely comfortable and USEFUL space. Before choosing this Msc3 in Public Buildings, the history essay course was a great impact on my choice. Having my essay topic be How African American films impacted the architecture culturally in the Late twentieth century in Los Angeles, United States of America, I discovered that a public building or space is an easy yet necessary way to unify a community, without having grand antics or skill. As simple as a central park, community center, or cultural center can create a HAVEN for a city. That's the type of impact I aspire to evoke with my architecture in the future. The main goal of this master's studio is to gain more knowledge in areas that I could ultimately take back to the Bahamas, my home, to implement more sustainable designs. This studio with its research and design method, will allow me to learn how to understand what public space is needed and how best to achieve it, in a sustainable and culturally respectful manner.	

Graduation project	
Title of the graduation project	POTLUCK: Cultural Centre
Goal	
Location:	Friedrichshain, Berlin
The posed problem,	While Berlin has an expansive art output, its results have been eschewed after the unification. The Informal art form of expressing freely in abandoned or open spaces, for all to see and learn is being lost. The informal creative forms, for example, a street artist or individual artist with a craft are being suffocated by the formal art forms such as galleries, and museums. The informal art scene is normally displayed on the façade of the city through street artists and graffiti, however, is not being supported spatially. Which results in not enough exposure for certain creative ambitions and lessens the income for many informal creative outputs. *According to one study, after surveying 1,745 artists based in Berlin, 24% of men and 19% of women can cover their daily living costs. Leaving over 80% of these artists having to rely on other forms of income to suffice, stating that their art is a "lost business". [1]* This issue is mainly due to the recent real estate development and economic landscape, where studio spaces are rising in price and availability. Thus decreasing the number of spaces where, informal creatives can teach, make or display their creative skills. The concern from this is that informal creative forms, will not be organically passed through different people of various ethnicities, financial brackets, ages, interests, and genders.
research questions and	Main Question *How can various Informal Creative Forms be translated into spaces in a Flexible Formal Space?* Sub questions What different typologies are needed for creative, analytical, and literary/ practical art forms? How can informal art take on a formal capacity? Is it as simple as informal= outdoor and formal= interior and to switch these criteria? What is needed to prompt more attraction and income for the creative outputs that are now being pushed aside? How can formal spaces become more flexible to support the creative center's needs and seasonal challenges?

GRADUATION PLAN

	What are the main driving force that ground all creative and learning activities together, is it an informal space, to be flexible, or rather a space designed for a certain use to give the users a direction? Should the center have strict programs or space to just informally learn, which method of learning is beneficial and designed specifically for? What are certain design elements that can symbolize the rigidity of a program though suggest flexibility? Movable elements? Color?
design assignment in which these result.	Potluck: Creative Centre Joining multiple creative forms to make one space of learning, making, and expressing in an experimental Public Condenser.
	The importance is to make a creative center that supports all forms of creative expression. A public condenser will add space for creative ambitions and give communal enjoyment (value), to the neighborhood. A condenser is a potluck for all informal creative forms, where persons who practice these forms can teach, learn, and display. Giving a platform for informal art to be in an experimental grey zone where it can be measured, yet uncontrolled between spatial barriers (formal-enclosed and informal-exposed). This is done by trying to include many different forms of creative abilities for different personas and users, in order to attract many different interests. These focal interests will be categorized into 3 separate pillars: Creative- stereotypical creative elements such as painting, sculpting, metal work, etc. Analytical- forms a base of 3 foundations, open learning, multimedia testing, and assemblage. Users who want to learn technical trades or analytical mediums for instance programming Literary/Practical- Spaces to learn various skills, practical (cooking), social (public speaking, communication), and cognitive (business skills)

	These 3 pillars will join through one common theme which is to learn through making and doing, which can be centered around certain programs. The centre will be rigid through set classes that teach certain trades by local artists, however, the spaces will obtain a certain fluidity and flexibility that can be transformed by the users. To match the ever-fast changing pace of the artist scene in Berlin, where it is to make, exhibit, and take down in certain spaces for seasonal and purposeful occasions. This Creative Centre is imagined to be an independent and useful tool for Berlin, which allows users to freely create, experiment, learn and market their skills and products. This gives the existing artist the space to both create and profit from their skills, while also teaching and nurturing Berlin's output of the new and aspiring artists.

Process

Method description

The research methods include observation, quantitative study, case studies, interviews with berlin residents, and research through literature, social media, pictures, and events. Focusing on research related to typologies/functions related to each informal creative form and how that is designed in a flexible formal setting.

The aim is to discover all forms of informal creatives, from creative form (e.g. painting), analytical form (e.g. Product design), literary and practical (e.g. business skills). From this then understand, what is needed for such creative spaces, and make a catalogue of typologies. Thus making a qualitative study of what spaces are vital for not only Berlin artists, but for residents learning purposes. This will be helpful in looking at case studies such as Container City, Documenta 15, and Dubai Design District Creative Community.

GRADUATION PLAN

Literature and general practical preference

Literature

"Lumbung." concept by ruangrupa for documenta 15, 2022. Accessed November 4, 2022. https://universes.art/en/documenta/2022/short-concept.

Wöbken, Hergen. Publication. *Studio Berlin LII: The Situation of Berlin Artists and the Gender Gap*. Institute for Strategy Development (IFSE), May 9, 2018. https://www.a-n.co.uk/research/studio-berlin-lll-situation-berlin-artists-gender-gap/.

Thomas, Jens, and Daniel Paschel. "Projects." Kulturprojekte Berlin. Accessed November 1, 2022. https://www.kulturprojekte.berlin/en/projects/.

Berhmann, Malte. "Here You Find Recent Research on Creative Industries in Berlin." Creative Industries Berlin. Accessed November 4, 2022. https://creativeindustries.berlin/.

Bell, Frances, Gordon Fletcher, Anita Greenhill, Marie Griffiths, and Rachel McLean. "Making MadLab: A Creative Space for Innovation and Creating Prototypes." *Technological Forecasting and Social Change* 84 (2014): 43–53. https://doi.org/10.1016/j.techfore.2013.09.004.

Jankowska, Maja, and Mark Atlay. "Use of Creative Space in Enhancing Students' Engagement." *Innovations in Education and Teaching International* 45, no. 3 (2008): 271–79. https://doi.org/10.1080/14703290802176162.

Johnson, Eric D. "The Right Place at the Right Time: Creative Spaces in Libraries." *Advances in Library Administration and Organization*, 2016, 1–35. https://doi.org/10.1108/s0732-067120160000036001.

Gill, Rosalind, Andy C. Pratt, and Tarek E. Virani. *Creative Hubs in Question: Place, Space and Work in the Creative Economy*. Cham: Springer International Publishing, 2019.

Doorley, Scott, and Scott Witthoft. *Make Space How to Set the Stage for Creative Collaboration*. Hoboken, NJ: John Wiley & Sons, 2012.

https://www.berlinartlink.com/

A site visites and commonly used to display all the happenings for artistry within Berlin

General Practical Preference/ Cases Studies

+ The You Art Center
  Architects: Atelier Global
+ Amant
  Architects: So-Il
+ Arkansas Museum of Fine Arts
  Architects: Studio Gang
+ Xinglong lake Children's art centre
  Architects: Rel Architects
+ Arkansas Museum of Fine Arts
  Architects: Studio Gang
+ Xinglong lake Children's art centre
  Architects: Rel Architects

Reflection

1. What is the relation between your graduation (project) topic, the studio topic (if applicable), your master track (A,U,BT,LA,MBE), and your master programme (MSc AUBS)?
2. What is the relevance of your graduation work in the larger social, professional, and scientific framework?

The scope of my project is to create a framework to base a creative module form. Creating a program that can combine and transform how different creative forms are viewed on a broader scale in the competence level of professions. Praising how creative forms are being embraced through learning may solve some of the social and ecological imbalances within a neighborhood, that is overlooked. Through embracing the commons this project aims to create prototypes of individual free-thinking spaces and programs while creating a unique multi-functional horizontally hybrid architecture form that can be used for inspiration. This architectural design is to showcase that massing forms should embrace special features based on location to create a successful site addition, while the program and interior design should embrace flexibility to allow for program transformation for future use (adaptability and sustainability).

THEORY AND DELINEATION REMIX OUTCOME

The Outcome of the Theory and Delineation Stage has resulted in a remix of my Psycho- Map, Diagram stage, and 3D digital model. The main concept is to showcase that the individual creative pillars within the Potluck, are in a grand scheme of the archipelago theory. Each pillar is a seprate island that will have a networking system, to a central common space. This common space will encompass a master plan with a heavy park theme and will have outdoor activities that can include each pillar.

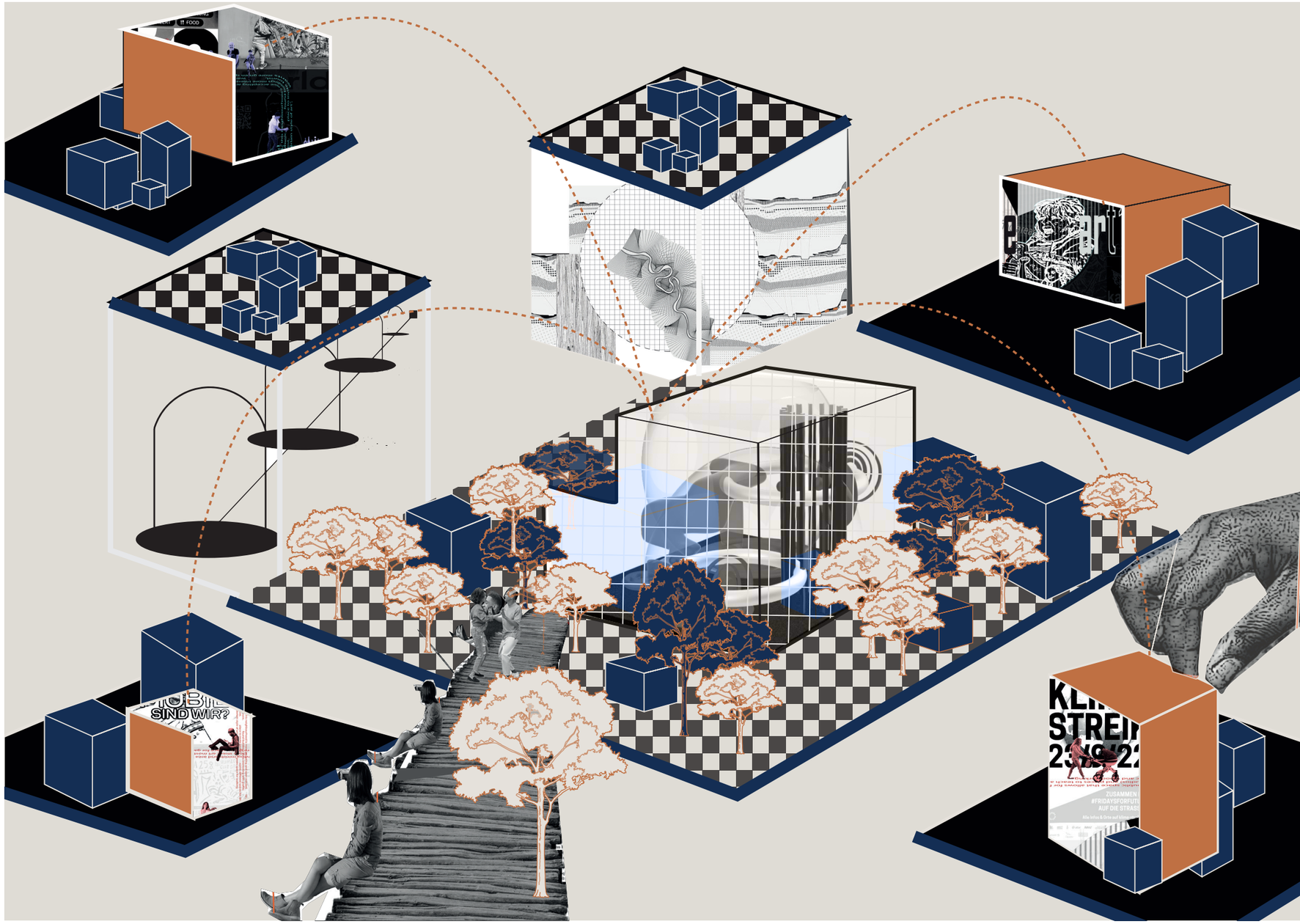

DESIGN BRIEF ‘ POTLUCK CREATIVE CENTER’

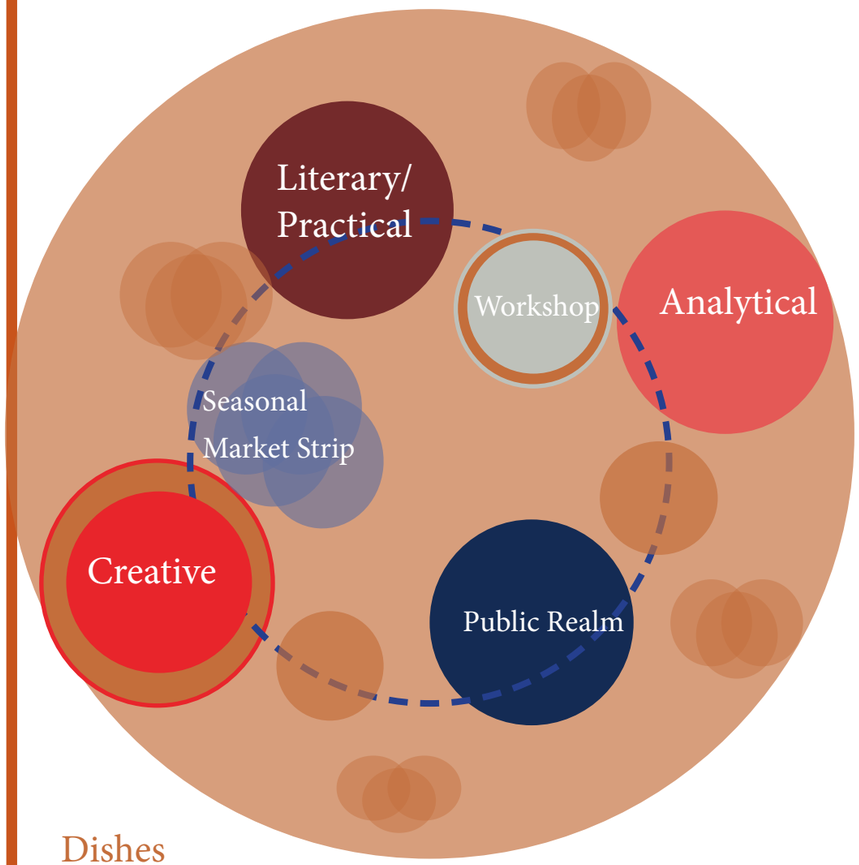

[Text Book Definition] Potluck:

A communal meal to which multiple people bring a collection of different dishes to share in one space.

Dishes

Berlin Archipelago Theory

Creative Islands which are seperate buildings, connected through a networking system via green park. These creative Islands will differ in program and cater to various types of learning, and making different trades.

Creative Building	**1440m2**
(7) Art Studios	336m2
(8)Leraning Wokshop Spaces	240m2
Lounge Space	100m2
Free Flexible Space and Reception	200m2
Service Spaces	204m2
Circulation	30%
Analytical Building	**1270m2**
Open Learning	430m2
Multimedia Flexible Space and Reception	110m2
Experimental Open Working Area	120m2
(3)Classrooms	253m2
Service	90m2
Circulation	30%
Literary/Practical Building	**1300m2**
Cooking	80m2
Lounge	140m2
(3)Startup rooms	200m2
Library/Free Space and Reception	400m2
Service	180m2
Public Realm	**1560m2**
Auditorium	600m2
Cafe	300m2
Shop	300m2
Service	700m2
Circulation	30%
Workshop	**1200m2**
Market Strip	**500m2**
Landscape Interventions	
Squares for Installations	
Urban Farming	
Green House Pods	
Botanical Areas	

Dishes

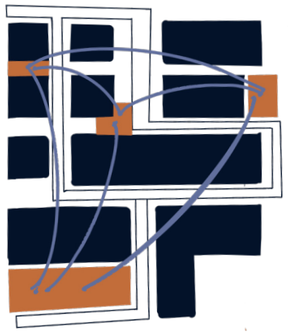

Collection

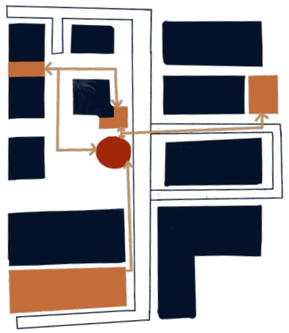

One Space



Collection

Spaces where people can gather to showcase their trades and products, to gain income or exposure. Some spaces will be seasonal and can transform based the demands and climate.

One Space

A masterplan which allows the park (lanscape design and activities) to be the networking element between the creative islands and functions.

SEMESTER 1
Quarter 1

W1

When creating the Collage, the atmosphere was to convey a city where a Public Condensor is placed in the midst of it. The building should be placed near public transportation, so it is ease of connection. The structure should become part of the overall design, the esthetic should both interact seemlessly with the existing buildings and functions, however fill the gap in function for the city. Brining a unique quality to the neighbourhood. This collage factors in that an architect has the ability to persuade people to use buildings for certain functions, and also allow for some experimental functions and flexibilty. Hence my POTLUCK: CREATIVE CENTRE takes on some of the qualities that is exhibited in the Collage:

-a hand guides someone to watch

-a path guides people to the function though allow them to do different activities on such path

-open perches and spaces allow for creative energy to flow for instance music a person playing music in a public scace.

W1

When creating this montage it was a matter of simply creating a scene of what I believe My Public Condensor should encompass. This Collage infuses many seperate aspects that come together to form a diverse potluck of architectural elements. The main concept is that the public condensor is amongst nature and the distinction between indoor and outdoor functions are blurred. I also placed creative functions such as art, outdoor food functions, unique outdoor lounging spaces and a park for kids and adults to lounge and play in. These were all driving factors that were later infused into my POTLUCK : CREATIVE CENTRE.

W1

When navigating the connection within the neighbourhood and the surrounding city , 4 main methods of public transport was mentioned: Metro, Train, Bus, and Tram. These methods of public transport make it quite easy to access the neighbourhood, while having 2 main differences: inner and border neighbourhood access.

- Inner Neighbourhood Transport:

The train and bus systems brings people within the neighbourhood from the outer city. Having the bus running multiple stops within, while the train has one station for transit.

- Border Neighbourhood Transport:

The underground metro and Tram both run on the north and eastern border of the neighbourhood. Having multiple stops along the rim of the neighbourhood near entrance points for easy accessibility.

Regarding my POTCLUCK: CREATIVE CENTRE, since the public transport is a bit scarce within all neighbourhoods. The site chosen needed to be of a central location so it is an equal distance to travel for each neighbourhood.

Public Transport Routes and Stops

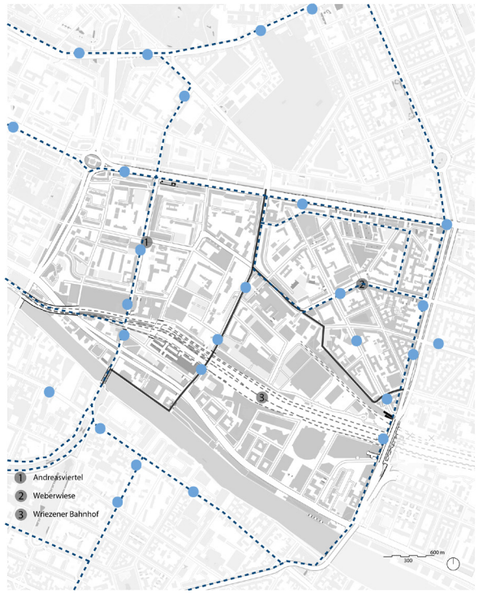

Bus Stops

Metro Stops

Train Stops

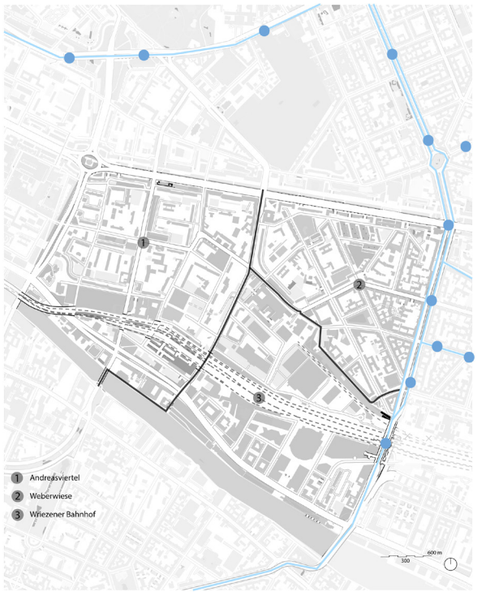

Tram Stops

W1

Within the neighborhood, there are several green public spaces. This is an important connecting element either as an aspect for people to interact and meet as a place to pass through going from A to B. The pictures indicate the differences between the functional green spaces. The next map shows that the parks are located mainly in the centre of the site area and in the south near the Spree river. The Holzmarkt 25 is a cultural center facilitating artistic cafes and food stalls. On the other hand the Berliner Mauer park is a memorial park.

The wriezener park houses different activities such as a skatepark and a soccer / basketball court. The other parks are more general state parks. Looking at the connection between and accessibility of the different type of parks, the main roads have been determined. Based on the different transportation routes, walking, cycling, public transport the map shows the main routes and connections between the parks that are accessible by at least 2 different type of transportation types. Especially the southern parks are well connected by the same main road.

Regarding my POTCLUCK: CREATIVE CENTRE, since there are few parks within the neighbourhoods and there seems to be a park designated to every neighbourhood for a specific demographic. My public condensor requires a large park that can connect some of the large green parks to include many different people and functions.

Green Public Spaces

W1

Through the kids profile, it is quite observant that the North- Western area of the neighbourhood house functions catered to kids. This cluster allows for an easy transition from one building to another without having to travel throughout the entire neighbourhood, promoting less commute especially for students. When mapping the different transit methods with this demographic, it was key to note that there was more accessibility via cycling, car, and walking which is useful for residents within the neighbourhood. However for residents who live out of the neighbourhoods, there are 2 main routes for inner neighbourhood public transportation (bus) and border transportation (metro).

From the anchor points of this demographic they possessed functions such as elementary schools,high schools, gymnasiums and playgrounds, sport fields. Particularly within
700m _____Highschool, Nursery and Kindergartens
1700m_____ Elementary School and Gymnasium Schools
2750m_____Playgrounds, Basketball Court, Soccer Field, Music Instructor

My POTLUCK: CREATIVE CENTRE strives to attract kids from the Andresviertal neighbourhood, to the centre of all 3 neighbourhoods.To avoid a cluster only in one neighbourhood. Also making the learning aspect central for not only kids but all ages and families.

Anchor Point Distance - Children

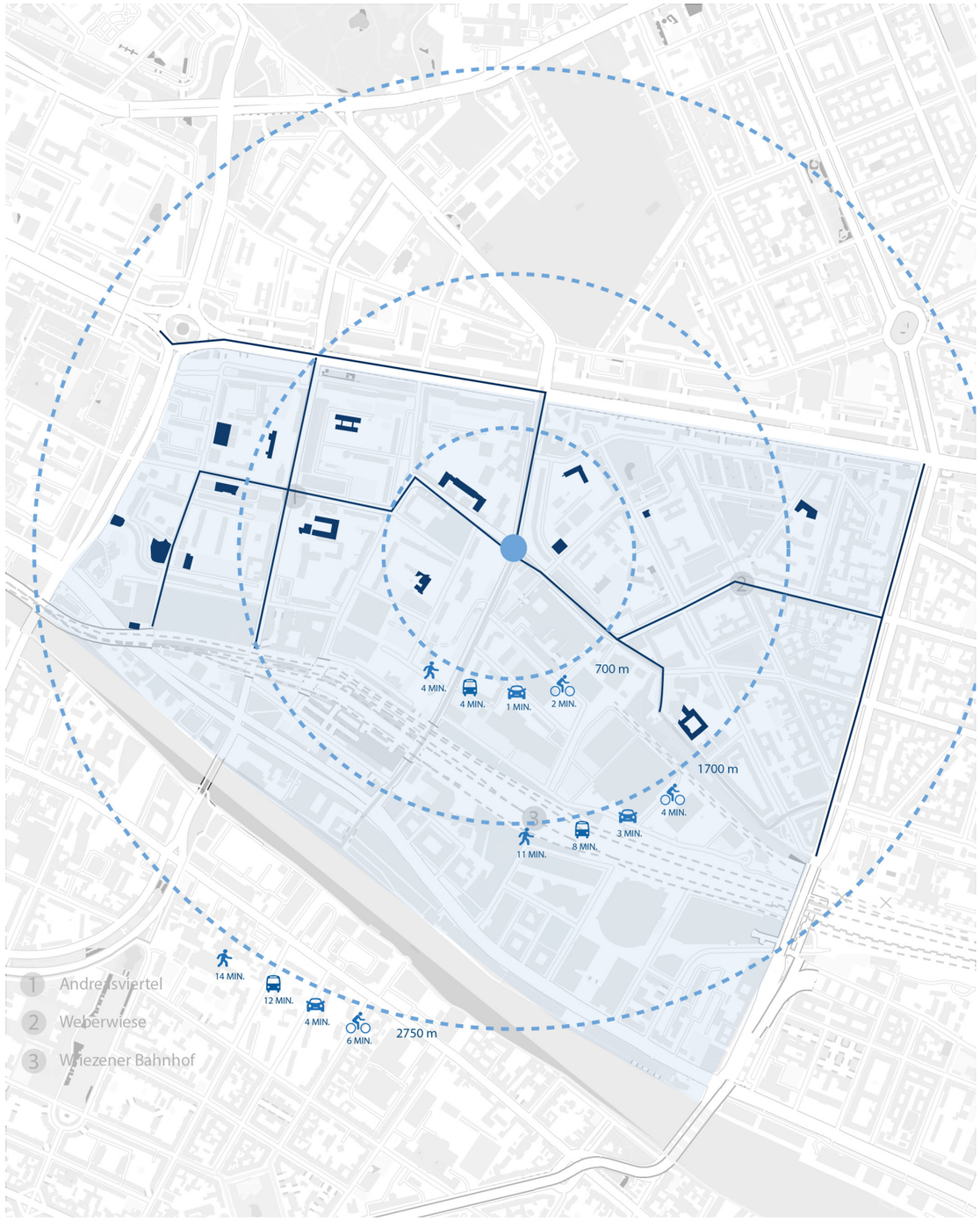

W1

This profile was chosen, to target the age group of 18-30. to understand the areas of where the young demographic like to visit normally. The main cluster of buildings are around the perimeter of the neighbourhood and the Eastern and Southern area. Conveniently positioned close to the main public transport routes surrounding the neighbourhood tram,train and metro. While having numerous cycling and bus routes that navigate through the buildings on the Eastern end of the neighbourhood. Key to note that other than car and walking/ cycling to move from the Eastern to Southern area of the neighbourhood their is little to no public transportation, in the neighbourhood.

This criteria of buildings were chosen based on the hypothesis of a social young individual, who prefers socialize at clubs, galleries, restaurants and shopping. In addition with the everyday functions such as grocery shopping, hairdressers, and making activities.
700m _____Supermarket, Massage Parlour, Theatre Production, Recording Studio
1700m_____ Drug Store, Galleria, Restaurants, Cafes, Supermarkets, Liquor Store, Bars Train Station, Church
2750m _____ Café, Restaurant, Cultural Centre, Bars, Mercedes-Benz Arena, Student Dormitory, Galleria

My POTLUCK: CREATIVE CENTRE strives make a collective Public condensor that can bring most of these functions central making the Youngsters have a focused spot that they can hangout and learn and is the “epicentre” of all three neighbourhoods.

Anchor Point Distance - Youngsters

W1

When analyzing the worker profile, it was keen to notice that workers included the office and service industry. Which has a quite strong distinction within the neighbourhood. Being that most of the offices are located in the southern end of the neighbourhood, which can be easily accessed via train, car and public transportation, suggestively bringing in workers from around the city. While the North and and central workers being mostly service related, which is connected via cycling, walking and cars. Also having the main entrance to these areas via the Northern and inner main roads.

The criteria for workers, were functions of offices and firms,factory/ making facilities, and commercial/ service business. This wide scope of the term working facilities helped understand the different brackets of work that occupy not only the residents but outside locals as well. Which in turn brings more locals into the neighbourhood making it a diverse spot. These particular functions are
seen in the second diagram:
700m _____Theatre Production, Graphic designer, nail salon,Architect
1700m_____ Business Centre, Bank, Corporate Office, Social Service, Design Agency, Real Estate Agency, Commercial Stores, Recreation Centre
2750m _____ Building
Material Stores,Mercedes Platz, Kayak Technology Centre, Business Centre

My POTLUCK: CREATIVE CENTRE strives to create a making space and learning facility in the centre of the neighbourhoods, to allow for different job oppurtunities for local people with crafts and trade skills that are not being occupied abundantely now.

Anchor Point Distance- Workers

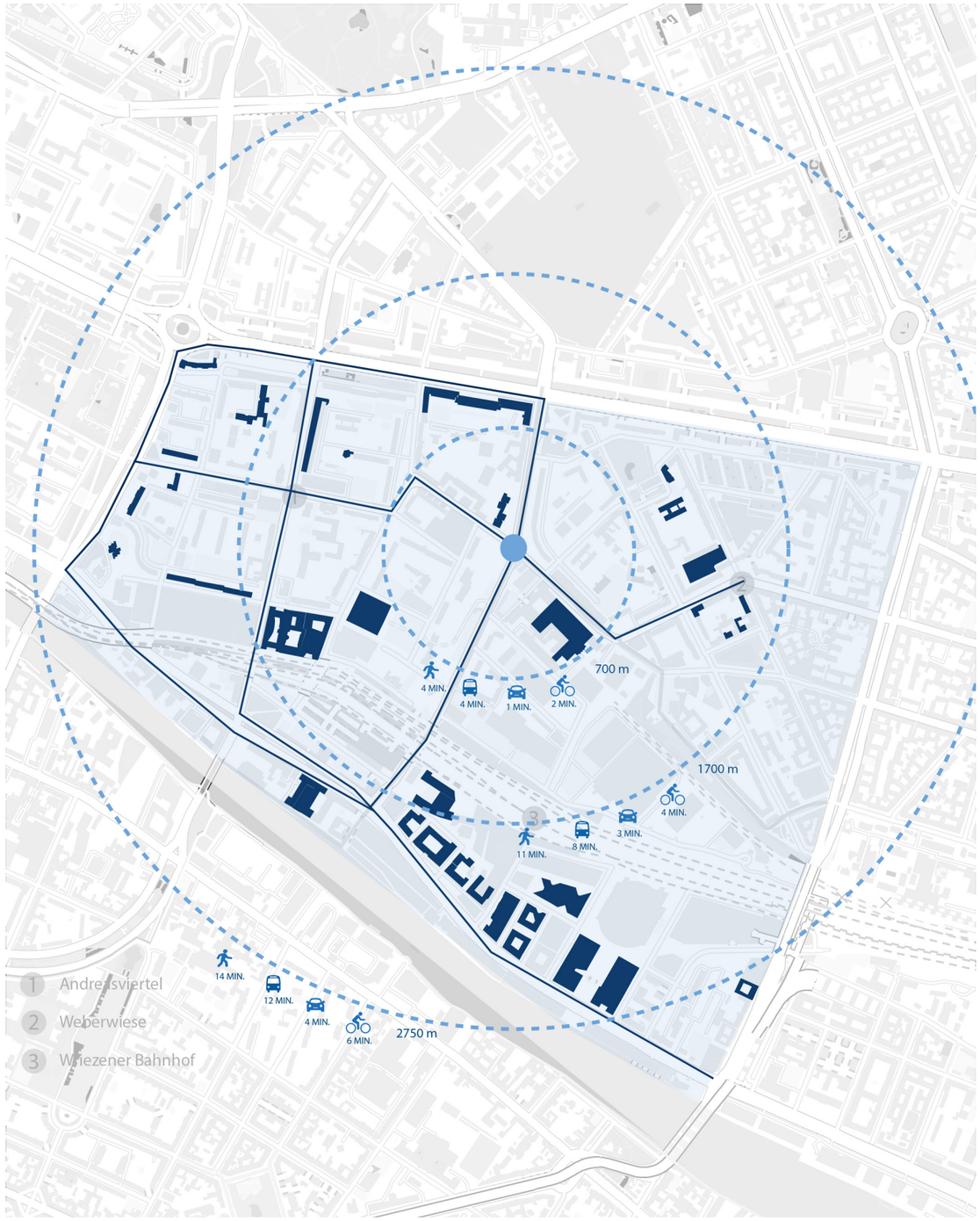

W2

The Individual pitch required before the excursion trip, set out a main direction that I wanted to follow and investigate in Berlin that couldn't be done online. This included a number of Methodolgies and a main theme of art and how this was discovered. Though this prompt was useful in understanding my public condensor, it opened my mind to allow certain arts are not embraced or supported spacially in Berlin, which lead to my program of my POTLUCK: CREATIVE CENTRE.

STATEMENT

KAYLA BAIN 5499380

How Art is Infused Within the Public Domain?

The use of Art has always been a key driving factor within the city of Berlin, which has been mixed in with a strong sense of historical significance. It is key to note that Berlin is the epicentre of art, throughout Europe. Expressing themselves through techno music, food and art. I want to investigate how the art is imposed on the built enviroment and or the built enviroment is infused in the art. I would like to understand how different methods of art are demonstrated and how openly. Is it engrained within the facades, the street to building interchange, and the materiality How does the built enviroment staisfy the communities need for freedom of expression.

RESEARCH QUESTIONS

+ Observe the areas with abundant street art, to understand what promts creativity.
+ Research how historicaly art became a key driving factor.
+ Interview locals in the neighbourhood to see what is needed in a public condensor of art.
+ Looking online socially to see what is prominent in the culture.
+ How art prompts sustainable methods
+ Different methods of the art scene in the social grane within the city that can be brought into the city.

Can the Art Scene impact the Mental Health of locals?

What is the Political implication infused in the art Scene of Berlin?

What are the conditions different forms of Artist need for creativity?

Public Buildings Graduation Studio 2022-2023

W2



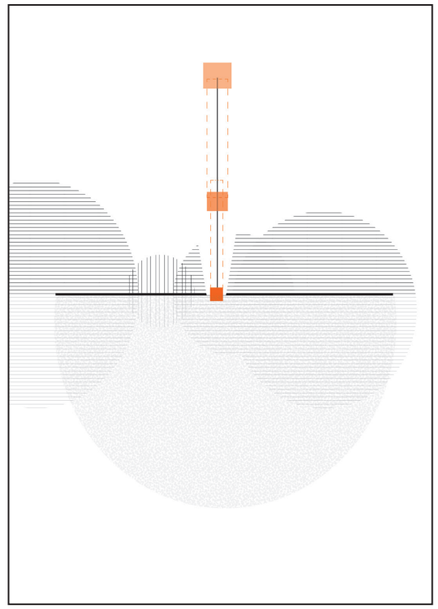

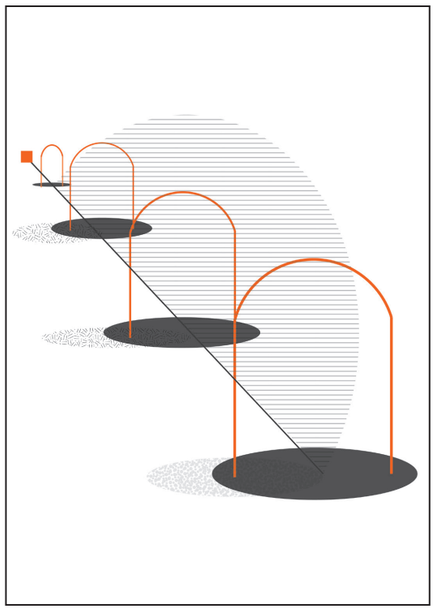

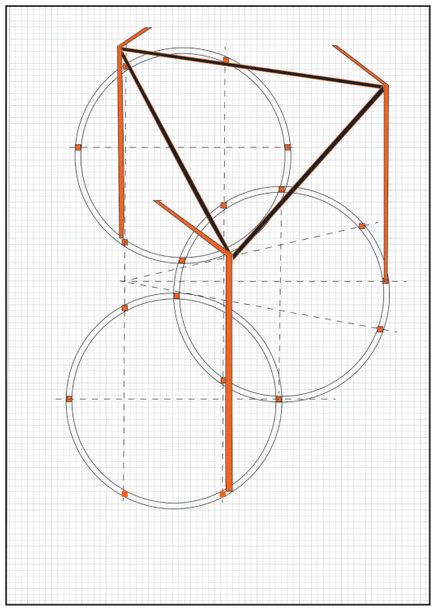



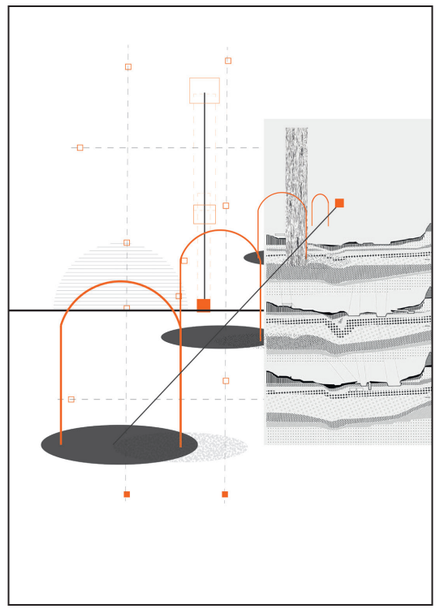

These diagrams explored the main aspects that I percieved in a public condensor. Central location, various outdoor functions to lead to the main building, materiality creating function and pathways, and simplicty through monofunctions. My POTLUCK: CREATIVE CENTRE ‘s program takes some of these key physical attributes and translates them onto the site to create a prototype.

CONCLUSION OF MAIN POINTS FOR public condensor

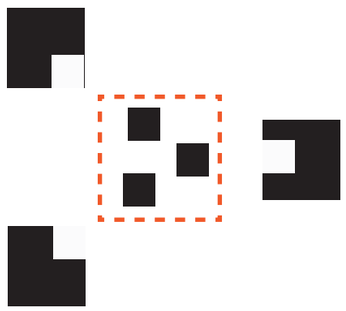

Take functions from city and bring in neighbourhood

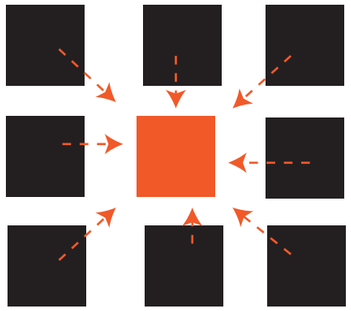

Centre of the 3 neighbourhoods

W3

CULTURE

Music, exhibits, public lounging, art sanctions, clubs, freedom to express and showcase trades OUTDOORS





ART

The informal art is placed on the facades of Berlin for advertisment, entertainment and expression. Formal art placed indoors, museums, galleries.

BERLIN CITY

Parks for quite and lounging, beer gardens and colorful facades to show the purpose of the buildings, suspended water pipes for direction.





W3

The green spaces are nice

walking dogs and kids playing in parks

Graffiti

people leaving bottles underneath garbage for people to collect

The local Art is really abundant

chalk, posters, stickers, graffiti



people resting in parks

public buses suck in the neighbourhoods

water pipes for buildings suspended over roads, nice visual marker

Clubs

Schools are private and amongst neighbourhood

food places are abundant and good

Industrial area scarce with people

Multicultural spaces lack & ive individualistic and segregated

W3

+ Family man with daughter (38)
- wants the neighbourhood to remain peaceful, the way it is. Has everything he needs.

+High school student in all black (16)
- doesn't live in the area and doesn't hang in the area because it has no functions (it is grey)

+ Young Punk Woman (29)
-she wants more art spaces, freedom to create
-wants space that is safe for refugees, open to everyone
-like the quietness and central location

+Young mother with infant (33)
- lots of facilities for daily life, stores and pharmacies
- lacks public spaces, restaurants, cafés, swimming pool
-public transport is convenient

+ Cool Squatter with Neck Tattoo (28)
- was homeless in this neighbourhood for 3 years
-this neighbourhood is more accepting and open minded
-larger partying scene
-wants a public space that allows for forgiving minds and area for expressing free thoughts

+ Tourist girl in yellow jacket (22)
- This area is " made by the people" compared to the gentrified areas
-was attracted to the berghain area for the true expression of art and music
-found buildings more interesting with graffiti

+Artist with black cowboy hat and pink jacket (63)
- wants more spaces for free art (studios) and places to teach art

+ Younger Spanish Artist at Berlin Wall (38)
- Does street art most days, though teaches screen printing on the side
-needs a cultural space to help with individual artist
- place to invite tourist

+ Psychedelic artist in Gallery (36)
- wants different spaces for different artist like painting, music and woodworking
-more green space for garden activities and walking
- a public space that combines art and clubbing scene like the " old Berlain style of art"

+ Pink hair woman with chihuahua (62)
- wants more green space for walking

GREEN SPACE
QUITE
FORGIVING
LACKING SPACE FOR ART
GREY
SAFE
TEACHING/LEARNING
CENTRAL LOCATION
MARKET

+Girl from Atlanta (24)
- great public transport
- feels neighbourhood is safe
-meets people at few bars and cafes in the neighbourhood

+ Working Couple smoking (32 and 39)
- area is quite and enjoyable
-park and outdoor space is popular
- the building they worked (Upstalsboom) is going to be torn down
- The art culture is important though lacking in space

+ Single girl buying ticket for car (33)
- loves the quite vibes
- would prefer larger parks

+ Architect in park smoking (35)
- many parks, bars to congregate
-quite and peaceful area to live and relax
-no culture spaces for art, wants more

+Turkish Hip girl (28)
- wants more cultural spots, for food, art and culture (market)
-likes the quite area
-likes to go to the cultural centre, Zukunft an Ostkserz
-if she wants to meet people in a peacful state then goes to the park, though for active meetings then bars and clubs out of neighbourhood

+Mystery woman in all black with groceries (41)
-use to hang out in bars before covid
- wants more free spaces to hangout, like before gentrification
-wants more green spaces

W4

The psycho geography map displays the old Berlin style that locals had mentioned in Berlin, a mix between club and art. I have also tried to display how informal art as seen in the middle is almost trapped, because of how it has limited space in Berlin, for instance art studios. I have also made a superimposed background of all the posters I collected to show that the foundation of Berlin is the apparent art culture which is shown on the surface level/ façades. The pipes that I found interesting in my excursion are also placed as the interviews to show the connection between the culture and written word on the posters. The poster is black and white to simply have the literature of the map stand out. Due to while being in Berlin the poetic and literature aspect entwined with the graphic art. My POTLUCK: CREATIVE CENTRE, will encompass all the creative forms I have witnessed into a central spot.

W4

As Berlin is the epicentre of Art within Europe, that is apparent to an outsider with the facades decorated with graphite and particular areas filled with music clusters and street artist. While the outer apparence is abviously engraved with art, it is not necessarly brought into the buildings for the locals and outsiders of the neighbourhood.

From the interviews and self viewed observations, the locals are quite happy with their surroundings being that they have most of the features needed in their neighbourhood. Though it is seen specifically that the younger generation (17-30), middle age generation (40-60), and adults without small kids, feels the neighbourhoods may need more artistic expression with open access to different cultures freely that can be expressed. This tells me that areas that are highly surrounded near schools, prefer to keep a quite and peaceful surrounding and if activities are neede locals prefer to go out their neighbourhood or in the active area for certain functions. Even the younger generation (20-30) do not mind meeting friends in a small cafe in the neighbourhood or go further on the outskirts of the neighbourhood for night functions. Elements that stood out that influenced my program for my public condensor is, lack of studio spaces of art, lack of green spaces, keeping the neighbourhood quite, brining interest to the old Berlin style (art plus night life) for tourist and locals.

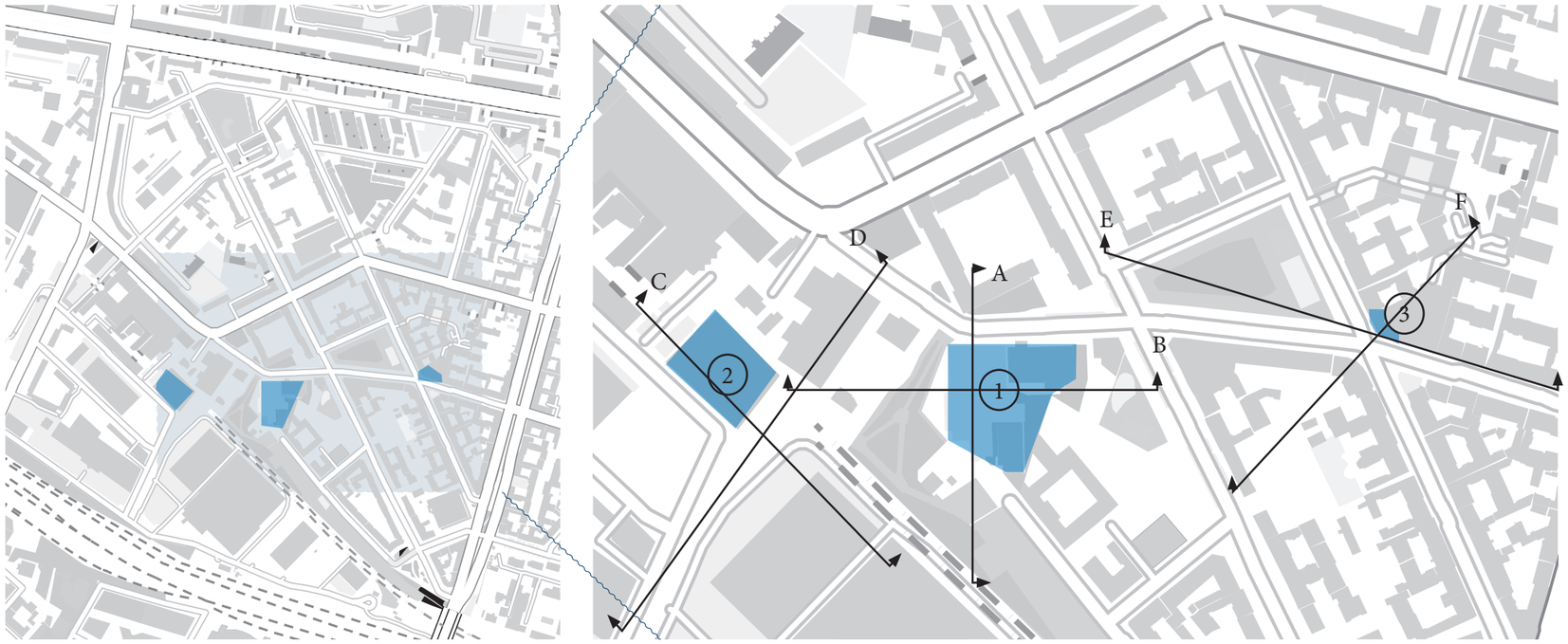

The sites displayed were chosen based on their central location and proximity to cultural places and clear ability to attract different groups of people because of the parks. For the consideration of my POTLUCK: CREATIVE CENTRE, all sites were fitting at the time.

2 Arts on Berghain

1 Art and Park Centre



3 Family Art Centre

W4

As for my concept I want to create different studio spaces for different fields of art, as in workshops for woodwork, painting, music stations, and areas to hold classes etc. Creating outdoor , indoor and combined workshop spaces. To also infuse the old style of art in Berlin, I would like to create a interior corridor that leads to different small clubs for different genres of music to attract many different people to let everyone feel included. Those spaces being clubs during the night while in the day they convert to large teaching spaces or a market hall. Allowing for a multicultural space having some days of the market hall for food, some for handmade products,interactive art exhibitions, thrift/flee market.

This program scheme later was refined with theoretical framework from the research plan to exhibit a more substantial and accurate analogy of a POTLUCK: CREATIVE CENTRE.

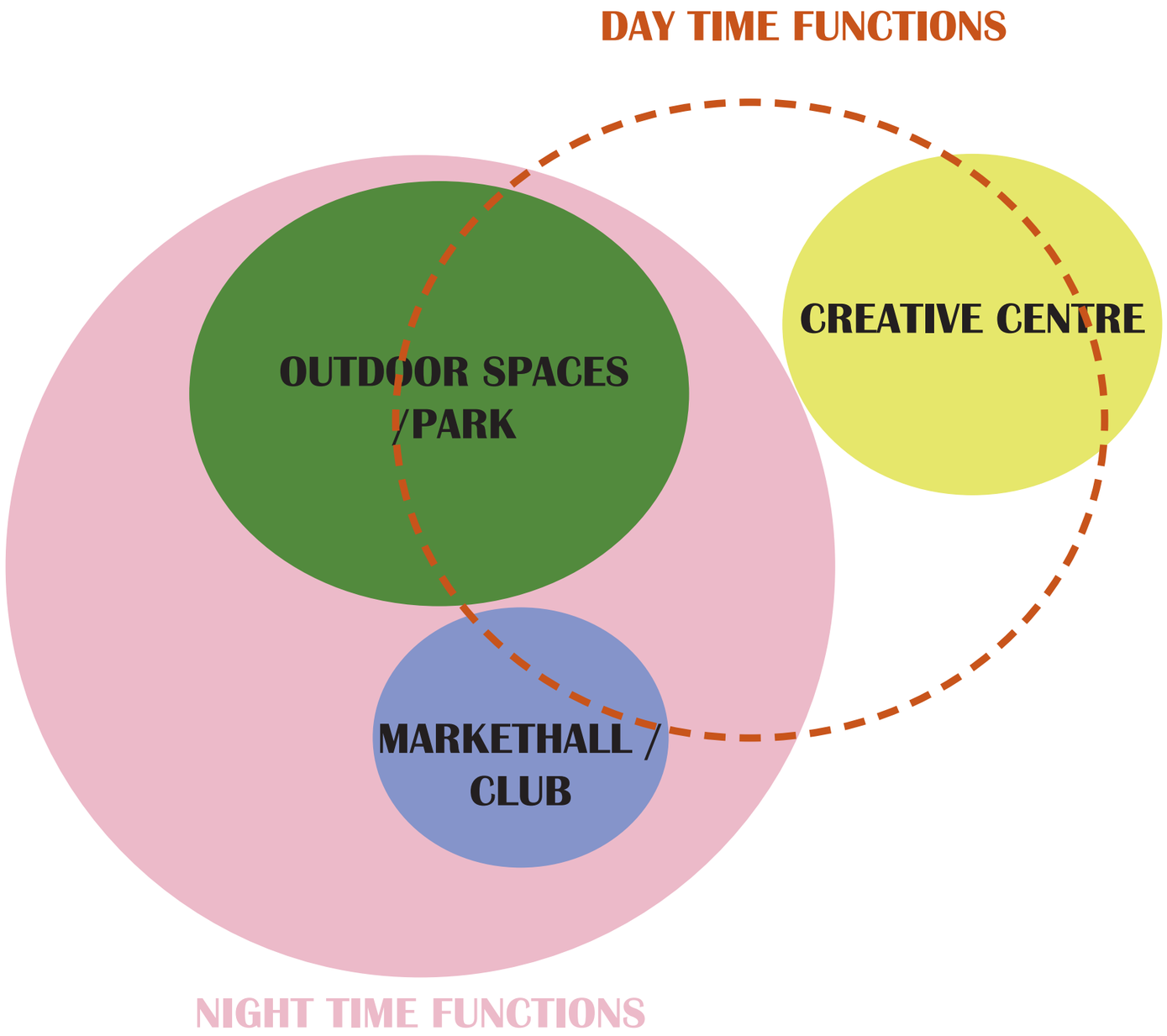

W4

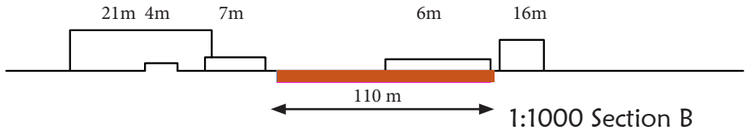

1:1000 Section B

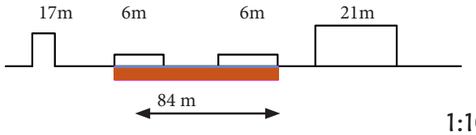

1:1000 Section A

ART AND PARK CENTRE

-Create more greenery to connect to the parks
-Create some family and children activities outdoor and indoor because of nearby school
- Main entrance enhancing to connect to Weberwiese and Andreasviertel
- many daytime and nightime activities alike for mix of different demographics
-placing green façades to create a more peaceful environment during the day and ethereal vibe at night
- Market hall and club mix to enhance different demographics
- Free Art Galleries to attract people from the tourist area
-Multicultural spaces for the market

This site was later kept in the running for my finalized program mainly due to the potential of green park and centralized location

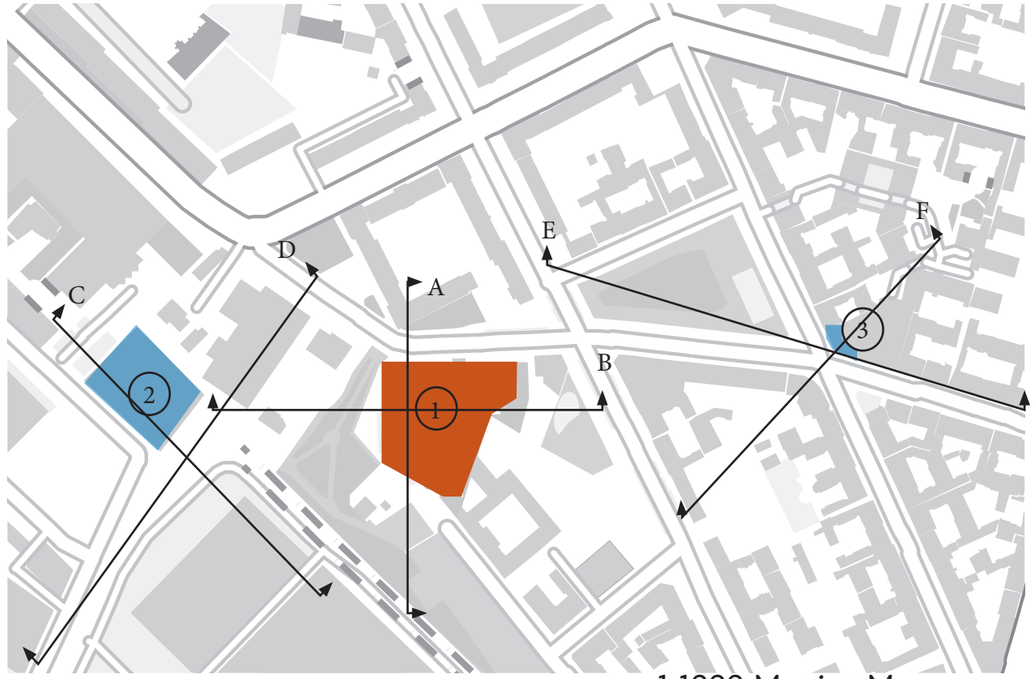

Entire Area= 6588m2
Existing buildings= 1999m2

1:1000 Massing Map

Program Massing Map

W4

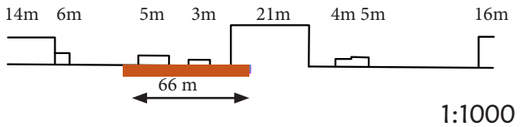

1:1000 Section C

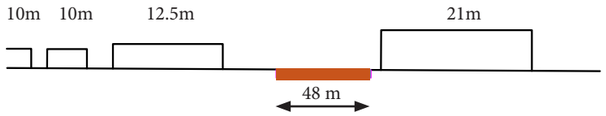

1:1000 Section D

ARTS ON BERGHAIN

-Create a terrace attraction, at least the same height to create a visible site line from the Warschauer Bridge

-Create some green space so it can connect to the park so people can walk and do outdoor activities

-Create an interesting attraction/ facade to attract people on Am Wreizener Street and people passing by train

-More focused on Art and Music (clubbing) combination, less family oriented

- Creating free spaces for art more targeting individual artist like street artist

- more open to the streets to create a street presence

The site was looked into so the night function within my building can react to Berghain. Though for my POTLUCK: CREATIVE CENTRE, this site included the adjacent empty lot.

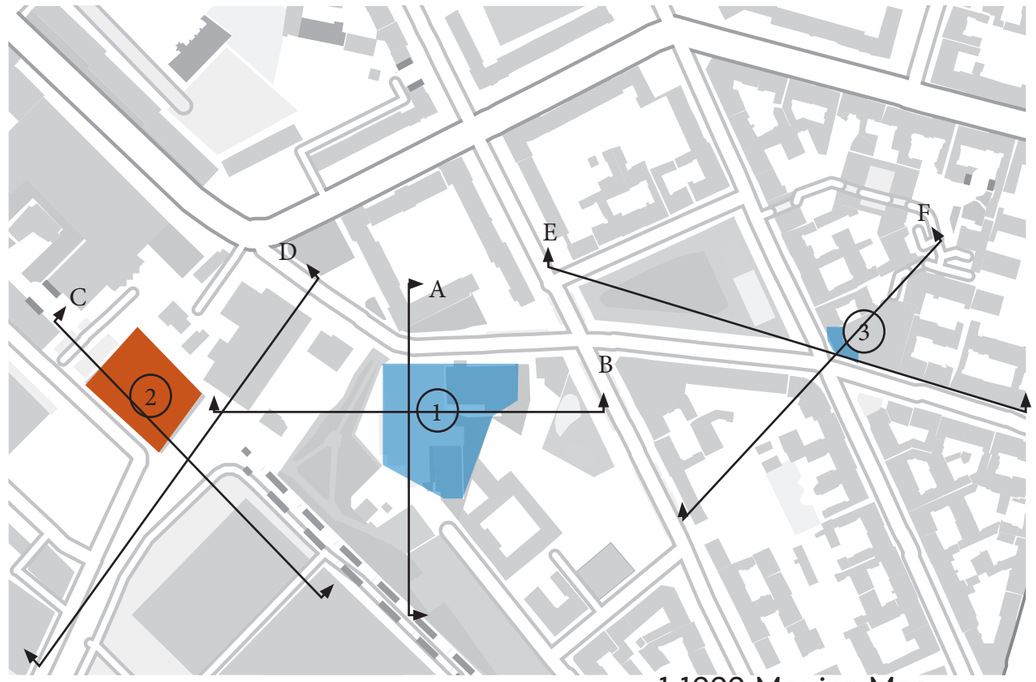

Entire Area= 3000 m2

1:1000 Massing Map

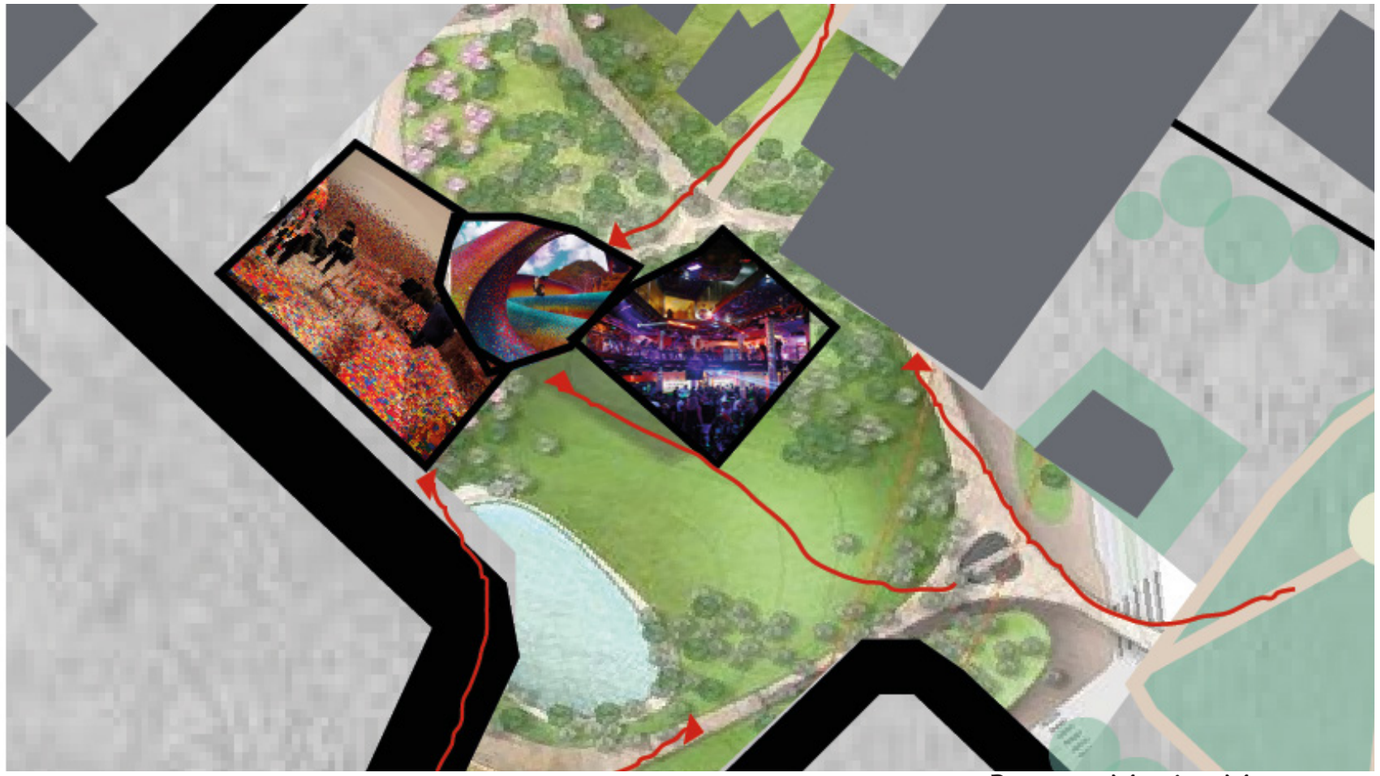

Program Massing Map

W4

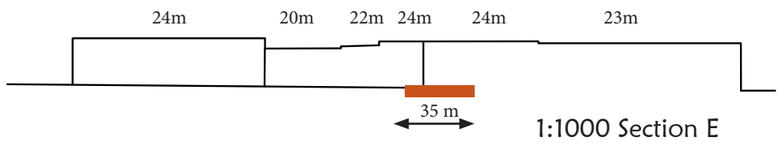

1:1000 Section E

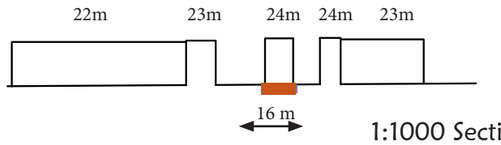

1:1000 Section F

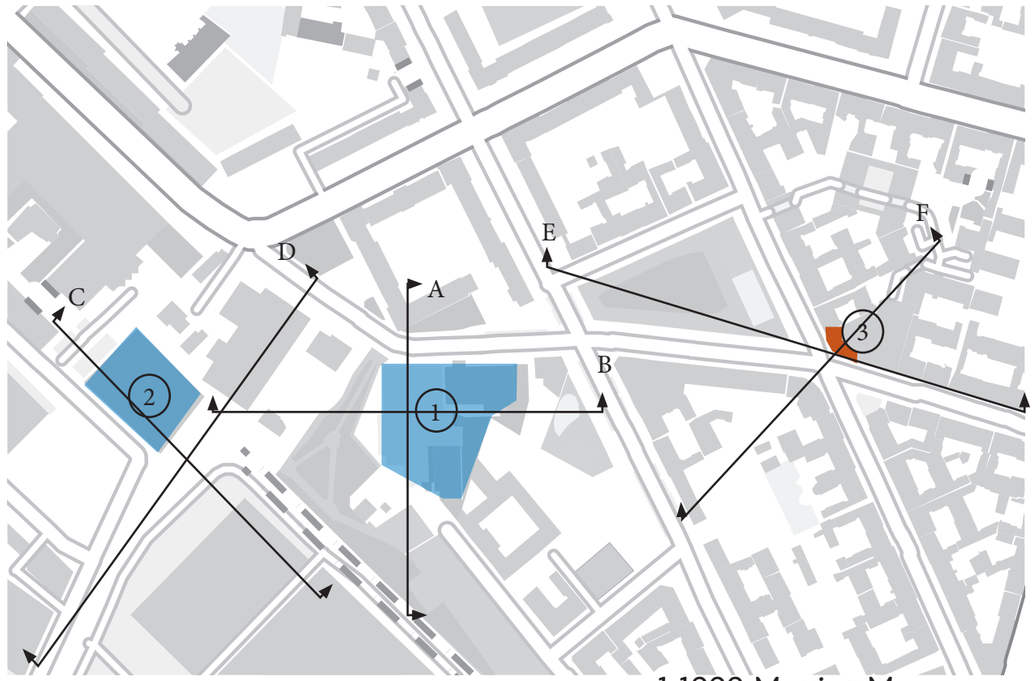

Entire Building = 3600m2
Adjacent parking spot=220m2

1:1000 Massing Map

FAMILY ART CENTRE

- Creating spaces that are catered to more family and learning functions
-Making a non-intrusive facade, to co-exist with the surrounding buildings
- Creating a ground floor green connection to the park
- no less than 7 levels to blend in with the existing buildings
- the functions catered to more learning and arts functions for families and artist
- keeping the functions more indoors to not disturb the quietness of the neighbours
- creating green life on the roof with façades for connection to park and expand the park

The site was later not used and replaced with a Urban Plan of combining Site 1 and Site 2. It was disqualified as an option for my POTLUCK: CREATIVE CENTRE because one of the main elements of my concept is park and connecting all three neighbourhoods. This site doesn't fit this criteria.

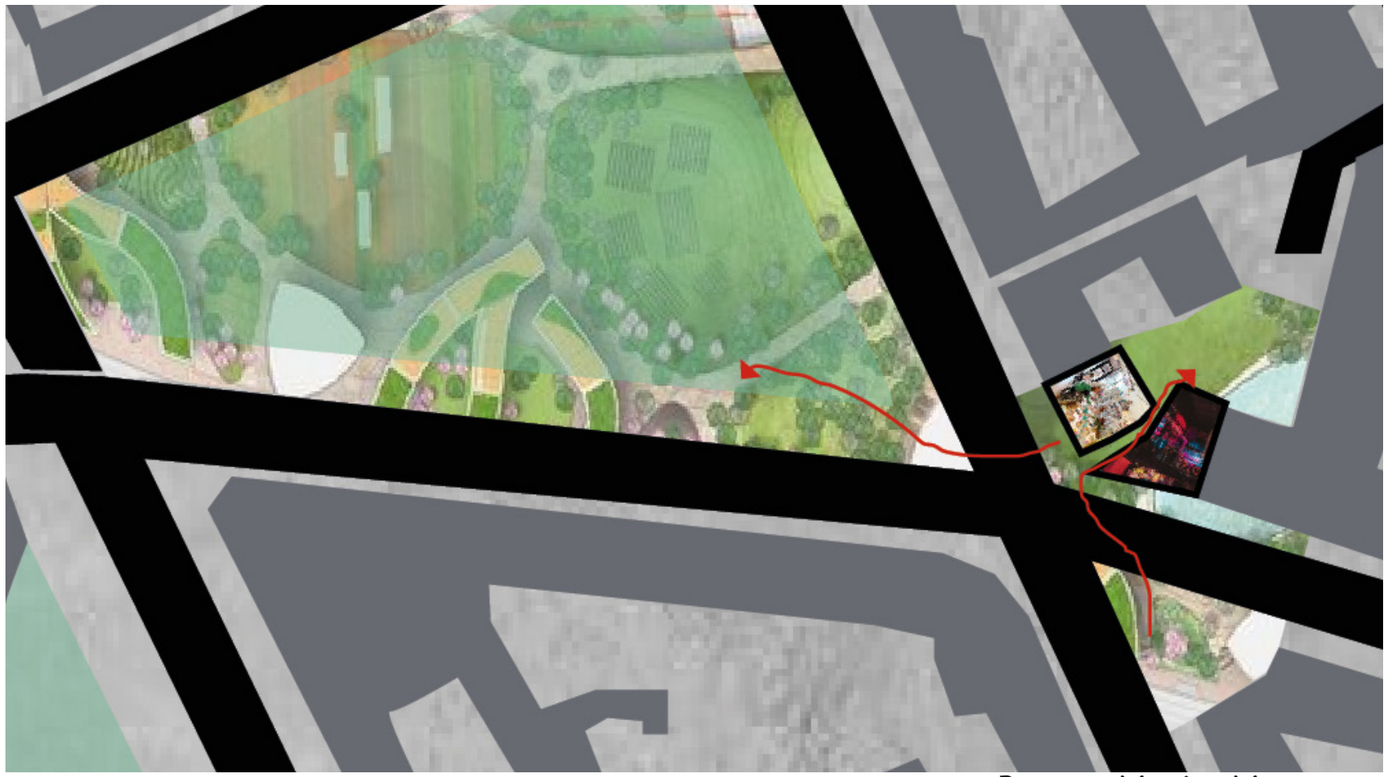

Program Massing Map

CONCLUSION OF MAIN POINTS FOR public condensor

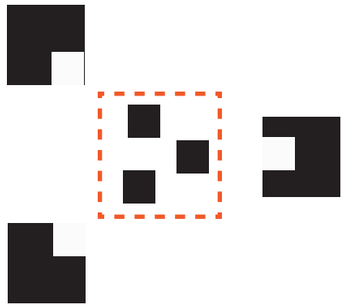

Take functions from city and bring in neighbourhood

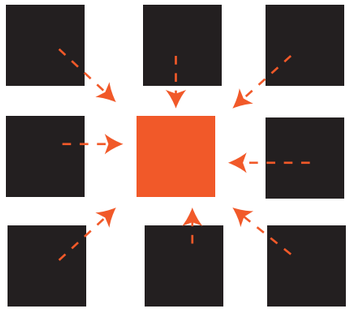

Centre of the 3 neighbourhoods

Green Space = > Buildings

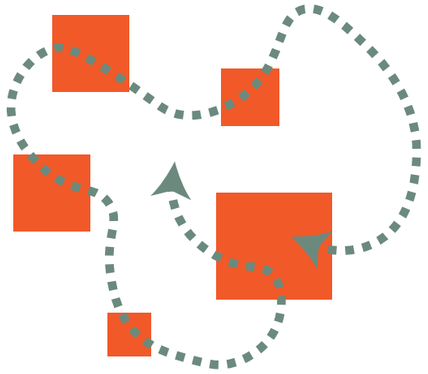

Greenary connected seperate buildings

W5

The edited version of this psycho geography map is by adding a very clear distinction between the formal (white) and informal art (black). By doing this it should show the dialogue between the two elements within Berlin. Simply that while Informal Art is more apparent throughout Berlin, Formal is taking more spatially and lessening the space for informal art.

W5

Through the analysis of all three sites, it's analysed that:

-While they are in a central location, there are surrounding borders

-two nearby parks that need to be connected

-a lot of parking close by that can be used for green parks

-the sites are in the midst of commercial, industrial and residential, hence the program needs to relate to each

- Scarce bus stops, except on the main roads hence the entrances need to be positioned with access to those

- Empty Lots behind Berghain can be used for green park

- Area near school/residential needs quite functions near by

- Existing Clubs are better to relate to my programmed night functions

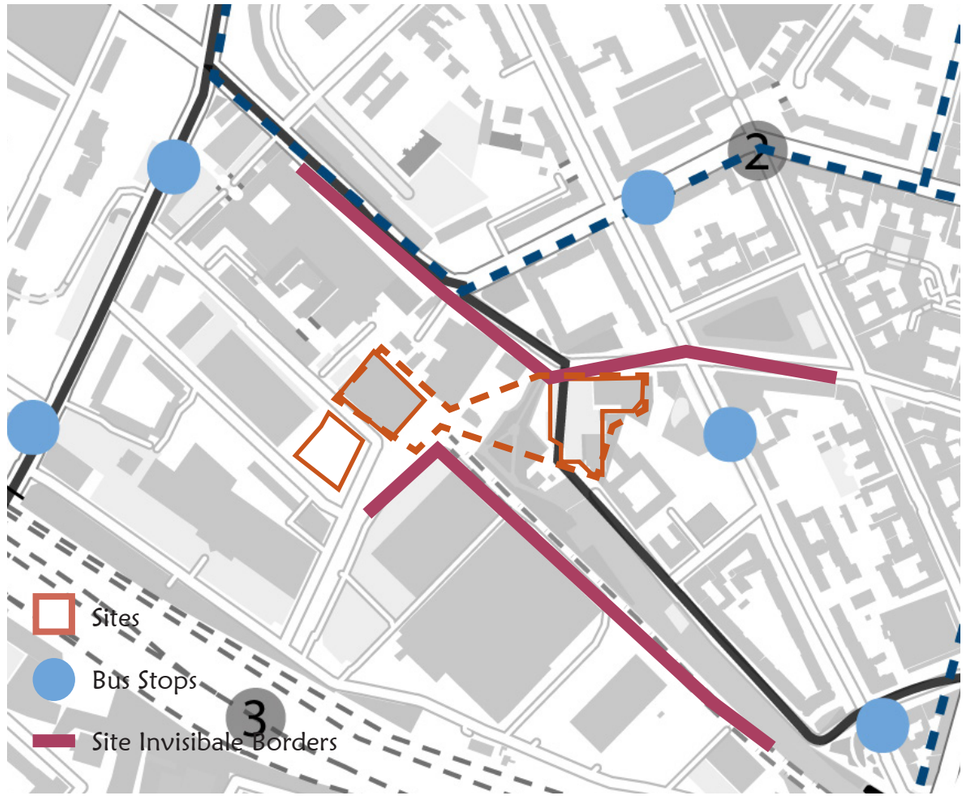

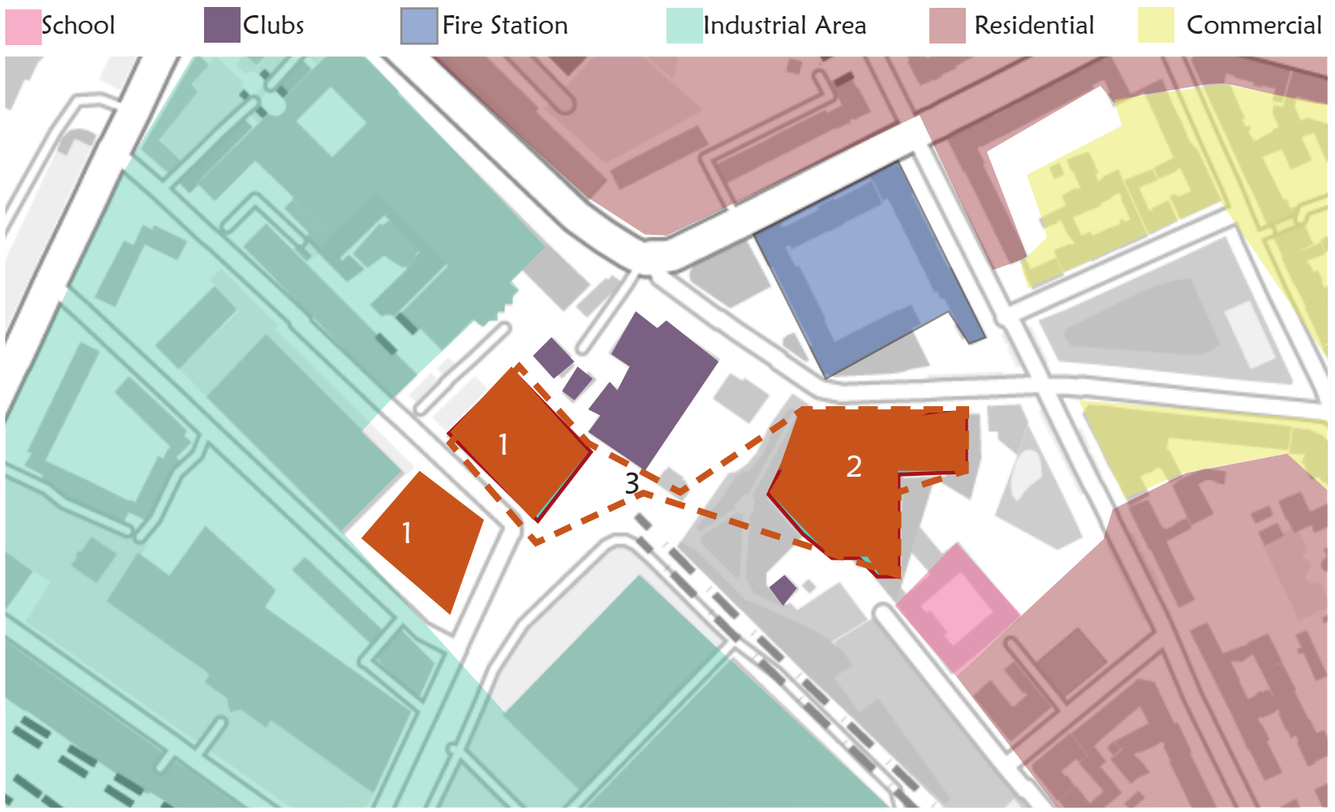

W5

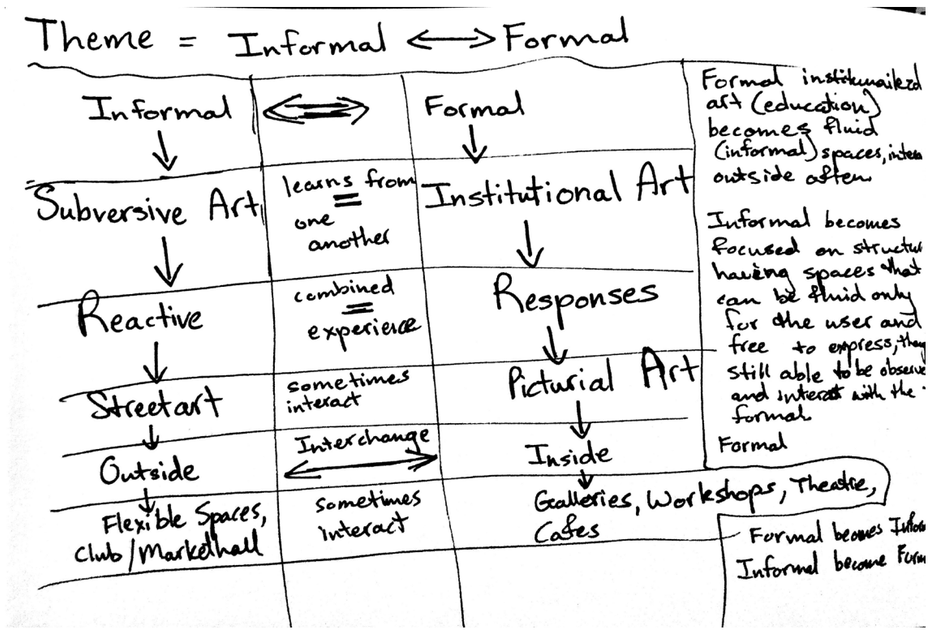
Theme = Informal ⟷ Formal
Informal
Formal
Subversive Art
learns from one another
Institutional Art
Reactive
combined = experience
Responses
Streetart
sometimes interact
Pictorial Art
Outside
Interchange
Inside
Flexible Spaces, Club/Markethall
sometimes interact
Galleries, Workshops, Theatre, Cafes
Formal institutionalized art (education) becomes fluid (informal) spaces, inter outside often
Informal becomes focused on structu having spaces that can be fluid only for the user and free to express, they still able to be observe and interact with the formal
Formal
Formal becomes Infor
Informal become Form

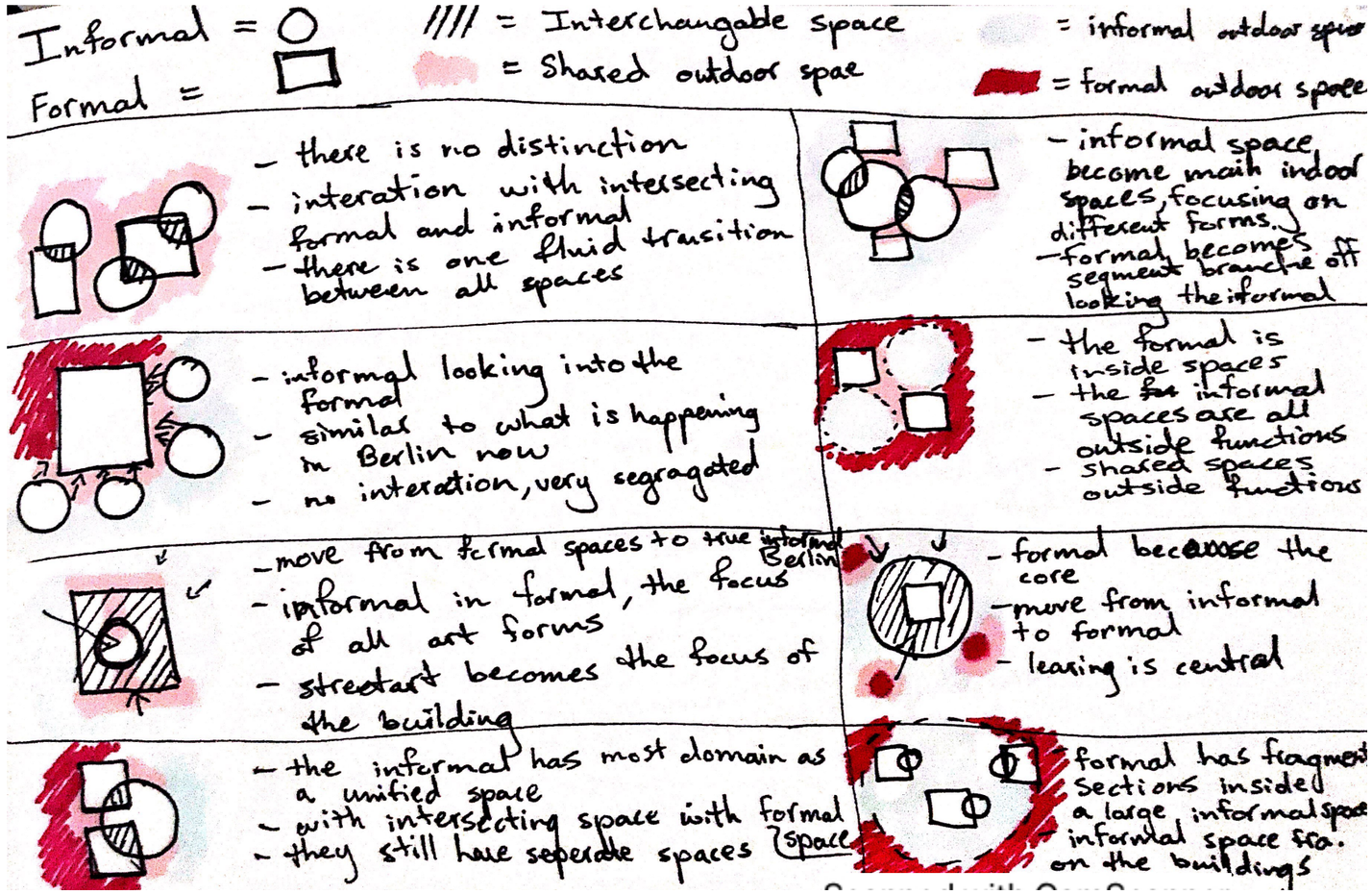
Informal =
Formal =
//// = Interchangable space
= Shared outdoor spae
= informal outdoor spac
= formal outdoor space
- there is no distinction
- interation with intersecting formal and informal
- there is one fluid trasition between all spaces
- informal space become main indoor spaces, focusing on different forms.
- formal becomes segment branche off looking the informal
- informal looking into the formal
- similar to what is happening in Berlin now
- no interation, very segragated
- the formal is inside spaces
- the informal spaces are all outside functions
- shared spaces outside functions
- move from formal spaces to true informal Berlin
- informal in formal, the focus of all art forms
- streetart becomes the focus of the building
- formal because the core
- move from informal to formal
- leasing is central
- the informal has most domain as a unified space
- with intersecting space with formal space
- they still have seperate spaces
formal has fragmen sections inside a large informal spac on the buildings

W6

The physical Model represents my theoretical framework in how Informal and Formal Creative forms interact with one another. The Formal Creative form is the larger hoop where it consist of a institutionalized form that is clearly taken up more space than the informal and is mostly internal. While the informal creative form is the smaller hoop, meaning it has less space in Berlin for instance studios. By looking from each view point you get a different feel of each form.

Via looking from the formal onto the informal it is less visible, yet apparent, showcasing how formal art takes on attributes from the informal however isn't as flexible.

While looking from the informal to formal, it is almost magnified the viewpoint of the formal, showcasing that even in Berlin when looking from the individual artist standpoint, galleries are very abundant however not accessible to them.

However in-between the two hoops is an intersection, like a Venn diagrams, showing that the factor that connects these two forms is in fact greenery. Which is a key factor that I have taken in my program for the POTLUCK: CREATIVE CENTRE.





W6

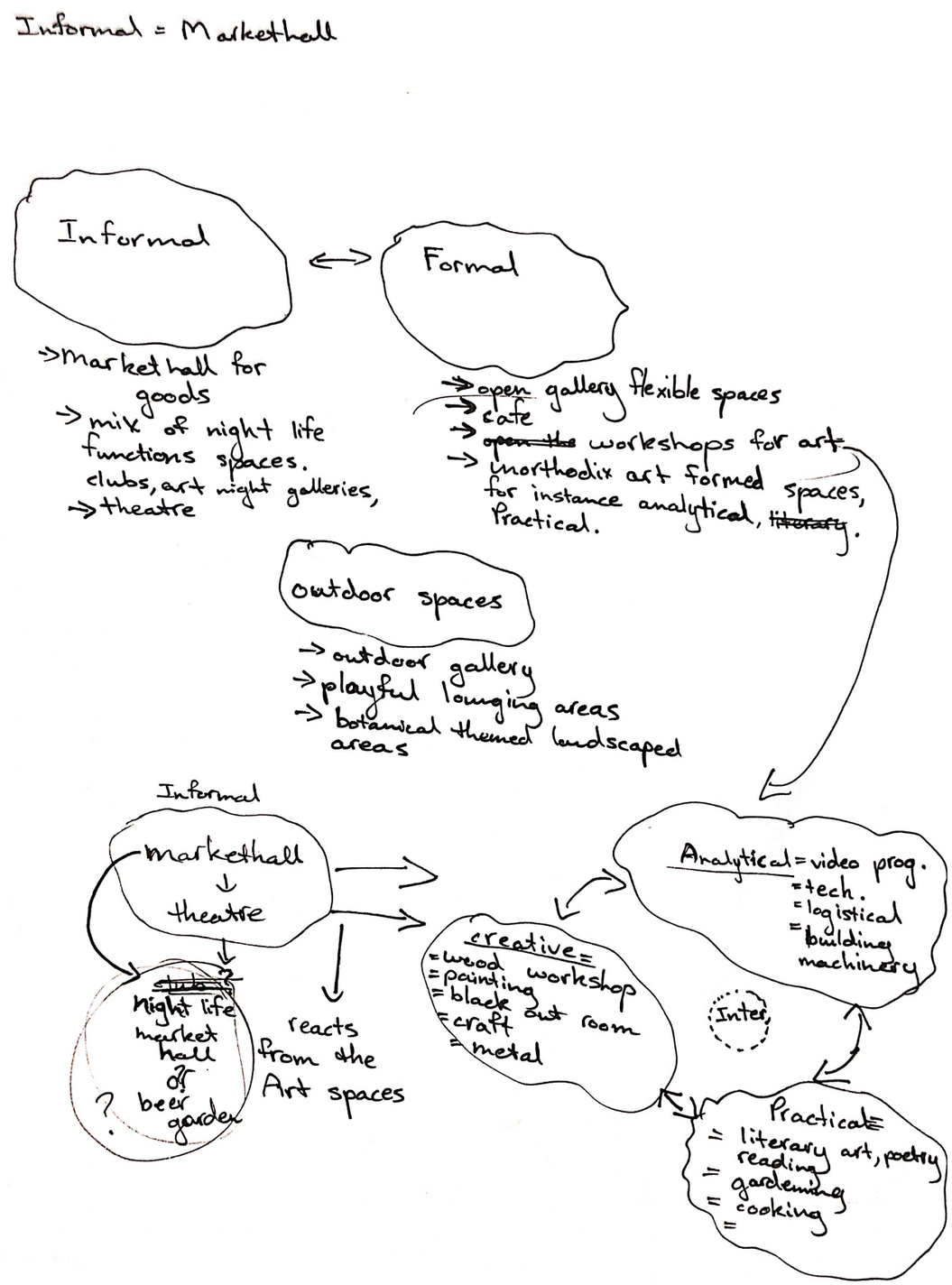
Informal = Markethall
Informal
Formal
⇒market hall for goods
⇒ mix of night life functions spaces. clubs, art night galleries,
⇒theatre
⇒open gallery flexible spaces
⇒cafe
⇒open the workshops for art
⇒ unorthodix art formed spaces, for instance analytical, literary.
Practical.
outdoor spaces
→ outdoor gallery
→ playful lounging areas
→ botanical themed landscaped areas
Informal
markethall
↓
theatre
stuff
night life
market
hall
or
beer
garden
?
reacts from the Art spaces
creative=
=wood workshop
=painting
=black out room
=craft
=metal
Analytical = video prog.
=tech.
=logistical
=building machinery
Inter
Practical=
= literary art, poetry reading
= gardening
= cooking

W6

Regarding my POTLUCK: CREATIVE CENTRE, Site 1 seems to have spatial issues when balancing the green spaces and program buildings. Though works well having the market hall function near Berghain which, is kept in the final iterations for my Public Condenser. Another element that isn't ideal for my concept is the main road separating my functions, which ends up feeling segregated and inconvenient for people to cross a street to go to different buildings.

Version 1 4500m2

- with smaller dimensions, higher levels are required, which creates a big development 2/3 level cluster buildings, with less greenery [CON]
-want a building that can be spread out completely with an even amount of greenery, the site relies on smaller portions of greenery [CON]
-program would be clustered, easy in-between access [PRO]
-the learning environment would be closer to industrial area and offices [CON]
-artistic spaces can easily navigate indoor [PRO]

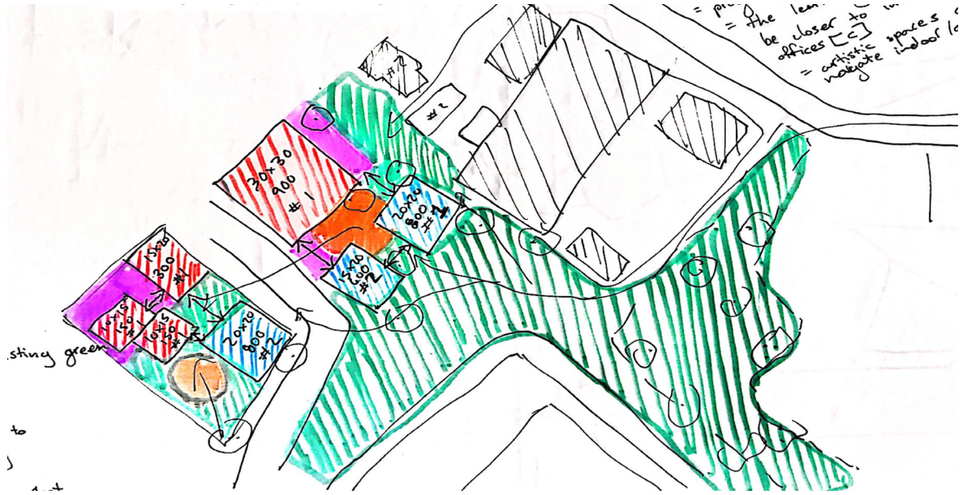

Version 2 4000m2

- only area behind Berghain will need multiple levels, which means it would react well for Berghain. Though don't want excess levels to make the height scale off. [CON]
-can't be connected with existing green park if urban plan is not considered [CON]
- if program wants to be spread out 1 to 2 levels max for smaller buildings
- area is next to the industrial market, not open or inviting area [CON]

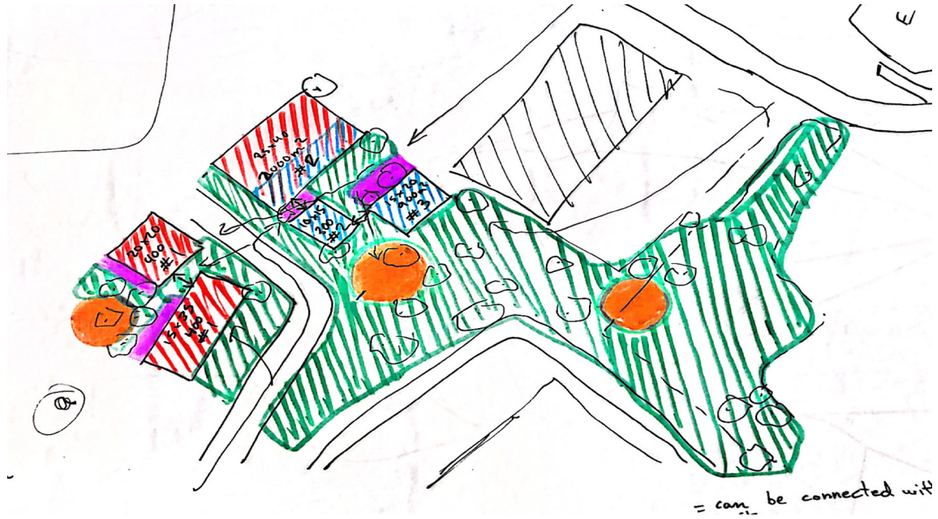

Version 3 4150m2

-with adding the area of the liquor store and food store as an urban planning, there is enough green space [PRO]
-not enough green space in-between the function buildings [CON]
-Central green area between both clusters of buildings is nice as the main access route [PRO]

- Outdoor learning Spaces
- Pavillion/Art Installations
- Formal Program
- Informal Program
- Greenary

W6

Regarding my POTLUCK: CREATIVE CENTRE, Site 2 seems sufficient with green space and connecting to the existing green parks. Though the buildings are then not interacting with Berghain and that area stays unused and visited during the day. The night life functions in my program are then placed within the park which makes that area more nosier, which the residents wanted to avoid. An urban plan would help create more green park and allow for the building functions to be spread to their appropriate uses. The collection of learning facilities are quite good in this site especially when relating to nearby buildings.

Version 1 4200m2

- Program fits within the building [PRO]
-Greenery in park connects [PRO]
-Took site behind Berghain converted to large park with outdoor centre (plaza) [PRO]
-Buildings are large, less park more buildings [CON]

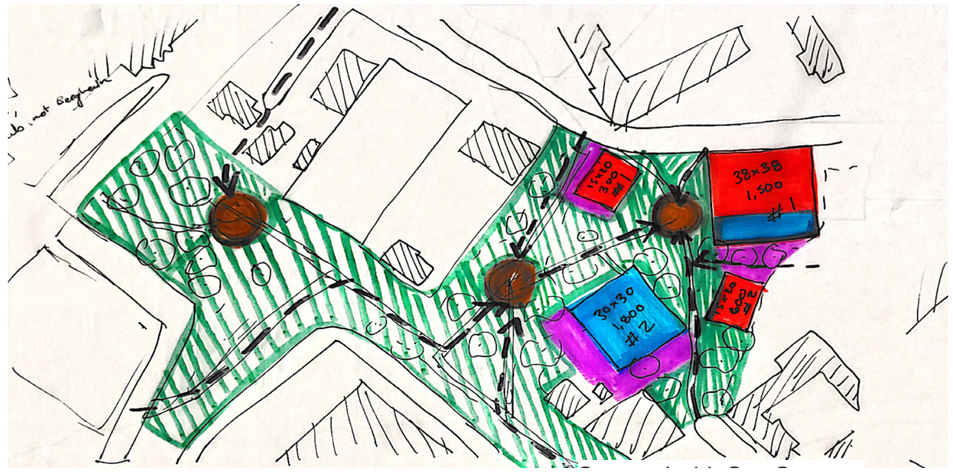

Version 2 4200m2

-buildings are more seperated [PRO]
- buildings hypotheically will need to be 4 levels and more to fit the programs [CON]
- Building programs fit
-greenery space/park is sufficent
-not connected to Berghain [CON]
- market/club is next to the school, making area less quite[CON]

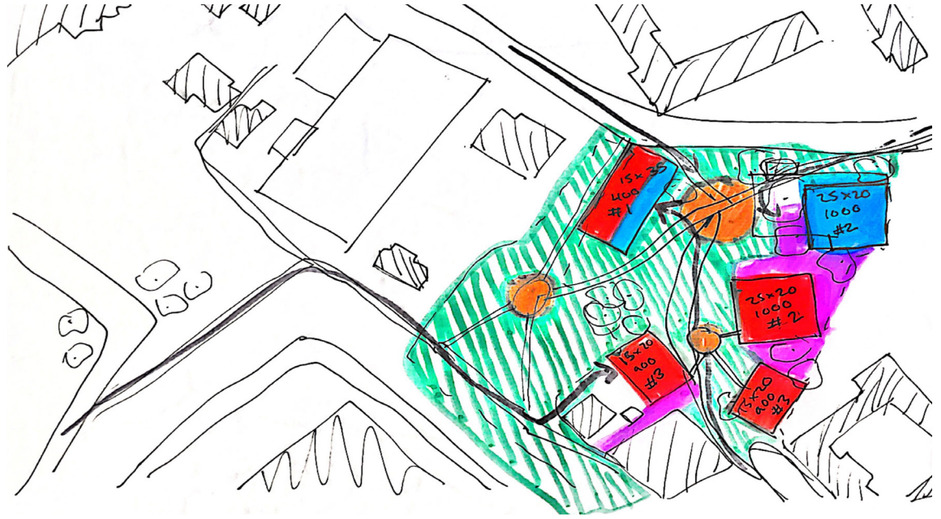

Version 3 3600m2

- existing park can connect easily with the programmed park [PRO]
- Does not invite people from Berghain area [CON]
- Empty lots stays unresponsive if left alone
-the buildings are clustered though have appropriate green space around them [PRO]
-higher level buildings are closer to the existing taller buildings [PRO]

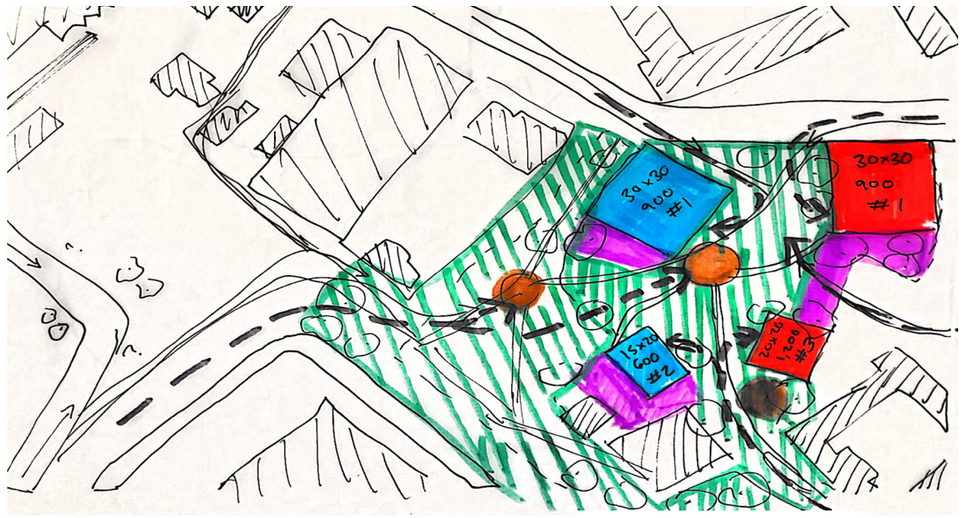

- Outdoor learning Spaces
- Pavillion/Art Installations
- Formal Program
- Informal Program
- Greenary

W6

Regarding my POTLUCK: CREATIVE CENTRE, Site 3 is the most successful plan wise as it balances the park and the programmed buildings decently. The share size of the buildings on the site are large in some areas as it blocks some view point. The heights for all sites need to be now viewed in 3D form, to test which schemes work both plan and volume wise.

Version 1 4000m2

-placing circle plazas at each main intersection [PRO]
-connected to school area, can benefit in learning prospects[PRO]
- Market/ club near Berghain and shares a plaza with each other as well as the existing theatre and gay club [PRO]
-split the large buildings into sub levels
- great green space for park

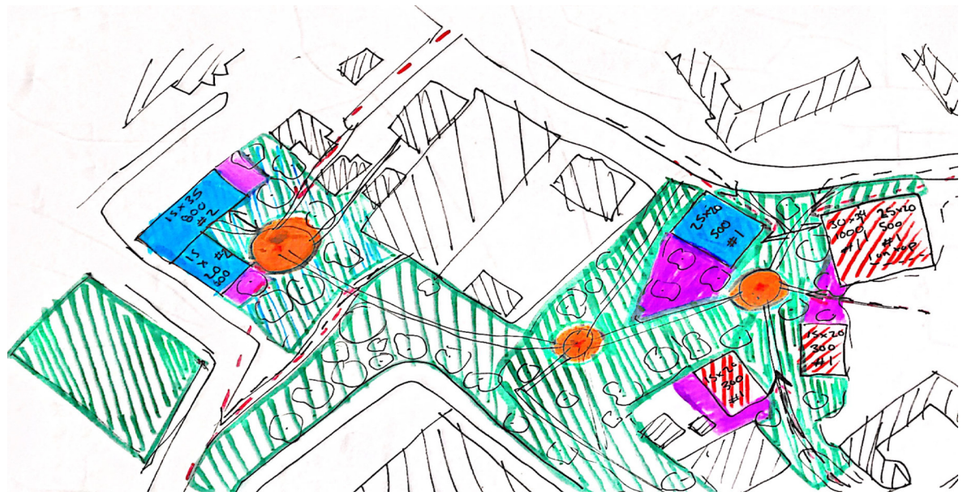

Version 2 4500m2

-Program fits [PRO]
-sufficient greenery for park [PRO]
-Building near Berghain is bulky in form and doesn't invite people to this area [CON]
- heights communicate well with nearby buildings [PRO]
-building at right edge is to bulky and doesn't allow for a viewpoint of the green park from the existing green park, so it blocks the visual link [CON]

- Outdoor learning Spaces
- Pavillion/Art Installations
- Formal Program
- Informal Program
- Greenary

CONCLUSION OF MAIN POINTS FOR public condensor

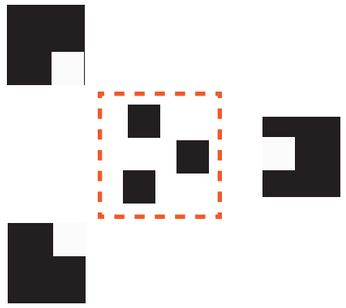

Take functions from city and bring in neighbourhood

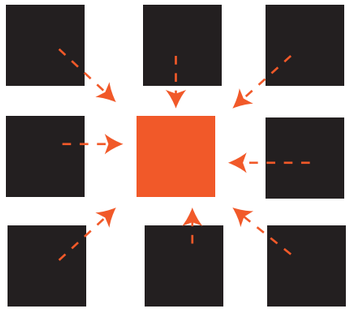

Centre of the 3 neighbourhoods

Green Space = > Buildings

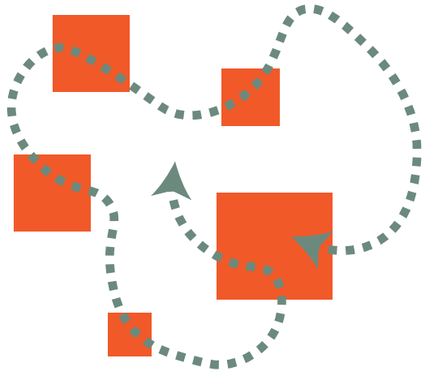

Greenary connected seperate buildings

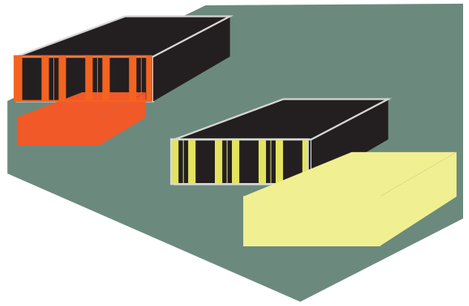

Functions relating to Existing buildings

View points show function and greenary

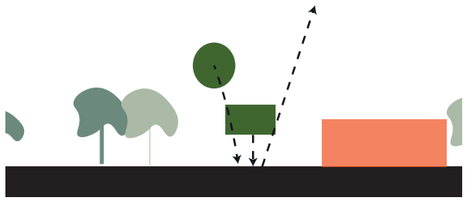

Flexible outdoor installations

W7/8

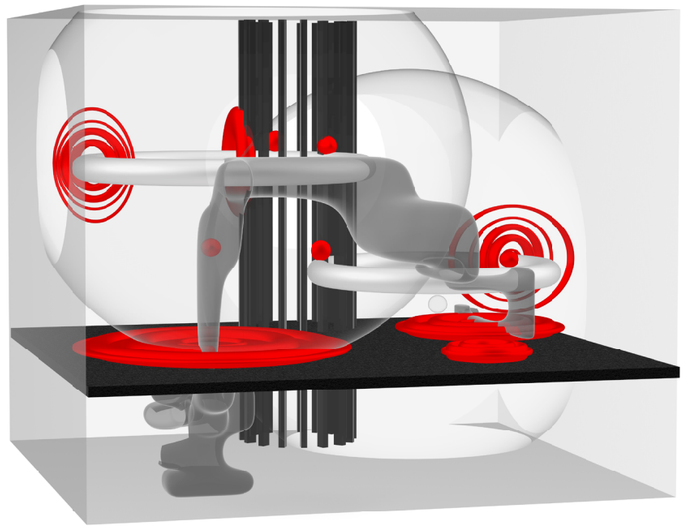



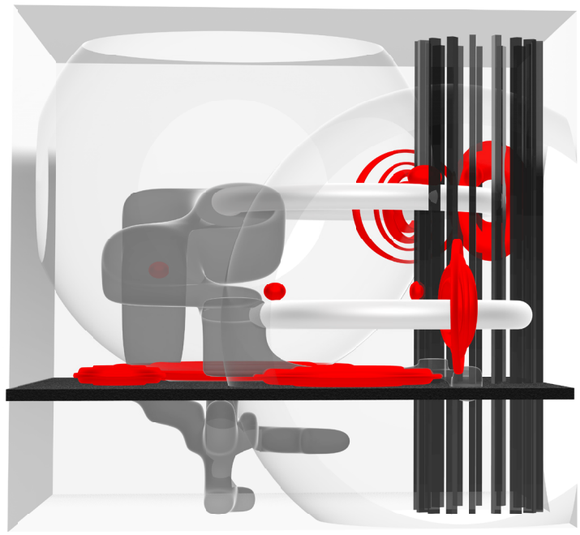

The physical model contains the theoretical attributes of my POTCLUCK; CREATIVE CENTRE. The tall slated cylinder represents the cultural aspects that are currently existing around my sites and there strong presence there already, for instance Berghain. The red flat ribbed circles represent the different functions I have in my program. The silver suspended rings represent the connecting wave lengths that allow for my programmed buildings to learn and interact with the sites existing functions. Using the organic grey form to represent nature that connects everything, and to keep all elements interacting no matter how seemingly separated.

W7/8

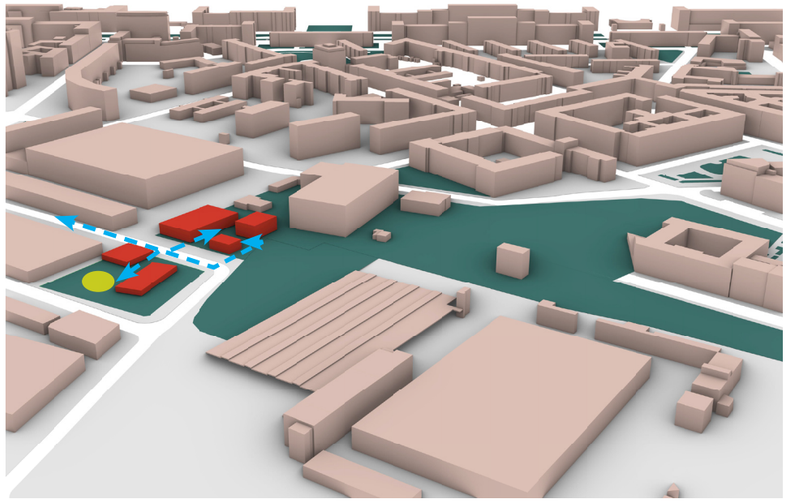

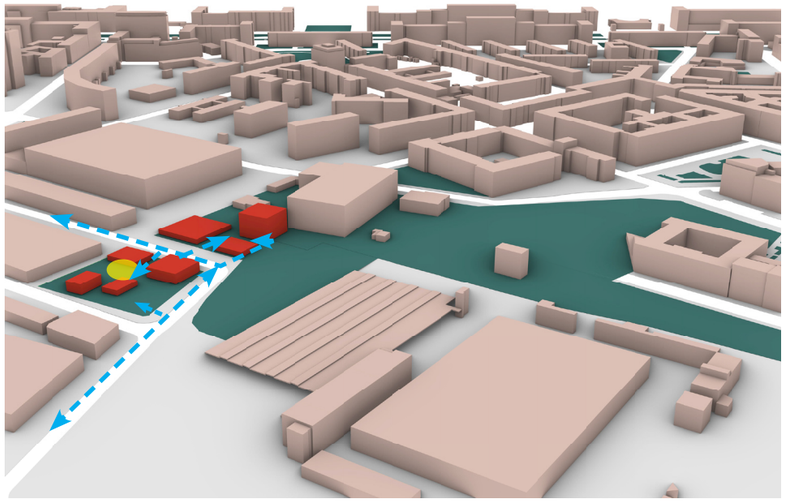

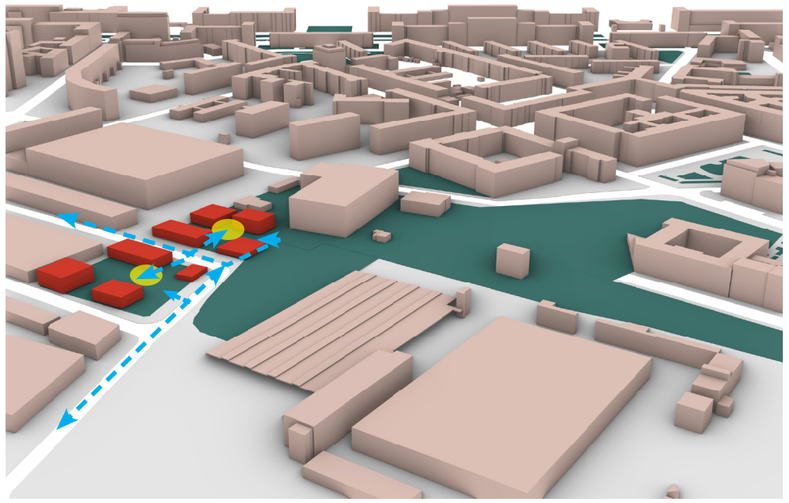

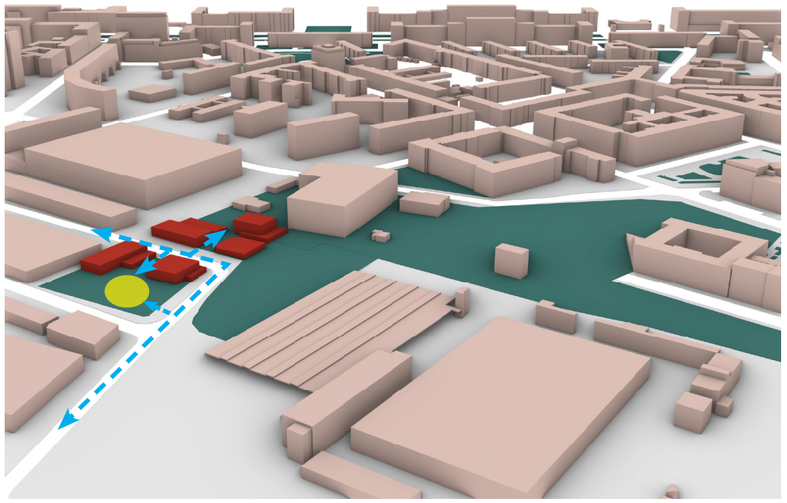

These are just a few iterations of trying different volume mass on Site 1, it is found that taller buildings near Berghain do not work as well as thought from plan. As well as clustered tall buildings near Berghain, take away from the monumental buildings and doesn't interact as well. Their is no proper viewpoints that attract people to this site because the buildings are so close that you can not individually take them in or read them as a mass in a park. A key element learnt is that some functions need to be added on top of another to avoid such a mass cluster. The next step is to then combine the best attributes from these iterations, and make one version that I can test the different programmed functions.

W7/8

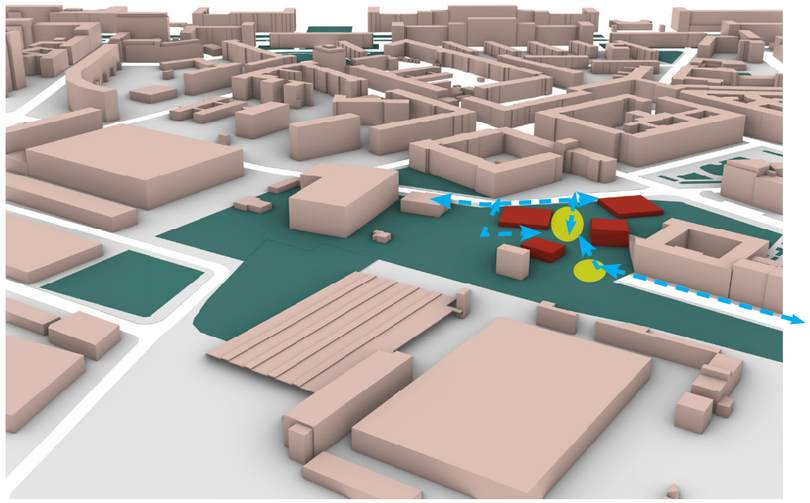

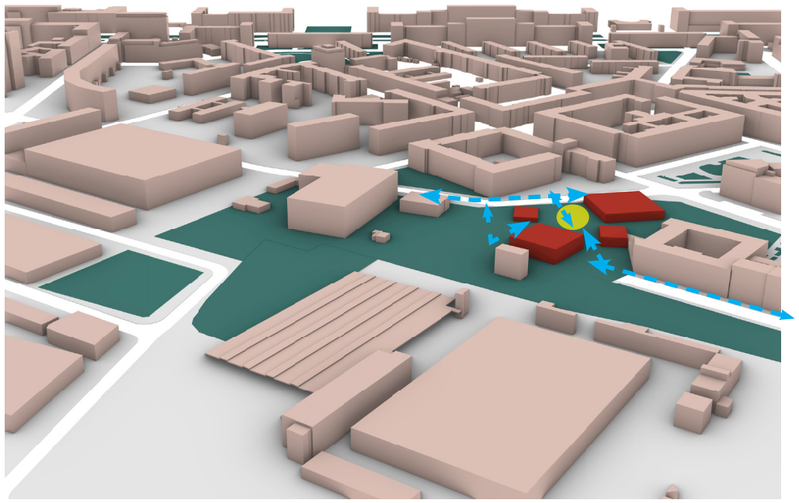

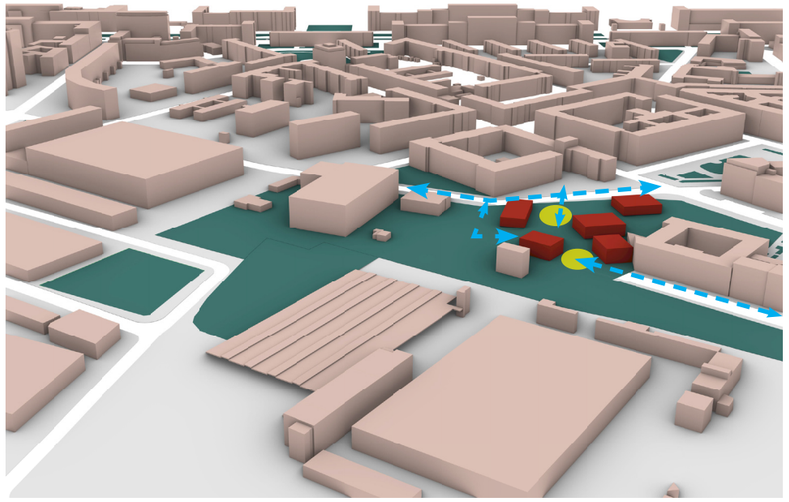

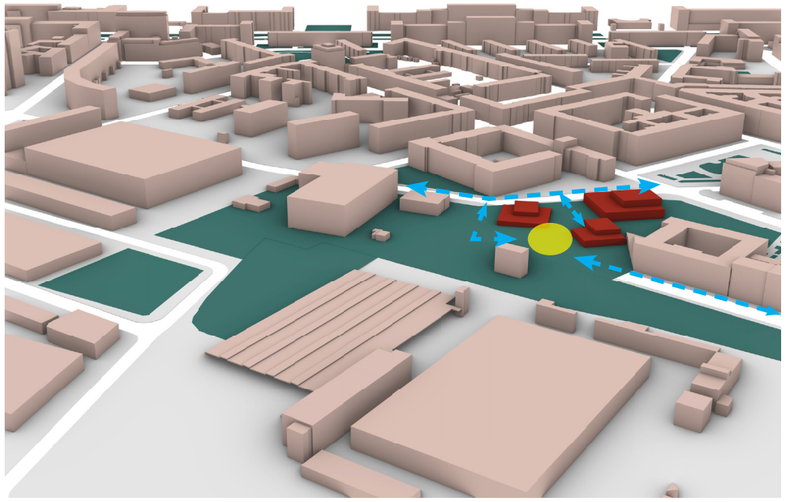

These are just a few iterations of trying different volume mass on Site 2, I have discovered that overall the taller volumes being nearer to the tall existing buildings works best in trying to blend in with the area. While leaving the middle forms lower in scale and more space for plazas and greenery the park doesn't get overwhelmed. Though having the volumes right against the existing roads, does not invite people in and makes the programmed buildings blend in to seamlessly with the surroundings. To invite people in and avoid my program being unrecognisable the volumes need to be pushed back from the road and the park needs to be more present. Or by making the ground floor pushed further into the site and the upper levels further to the road, it allows for the park and program to be visible. The next step is to then combine the best attributes from these iterations, and make one version that I can test the different programmed functions.

W7/8

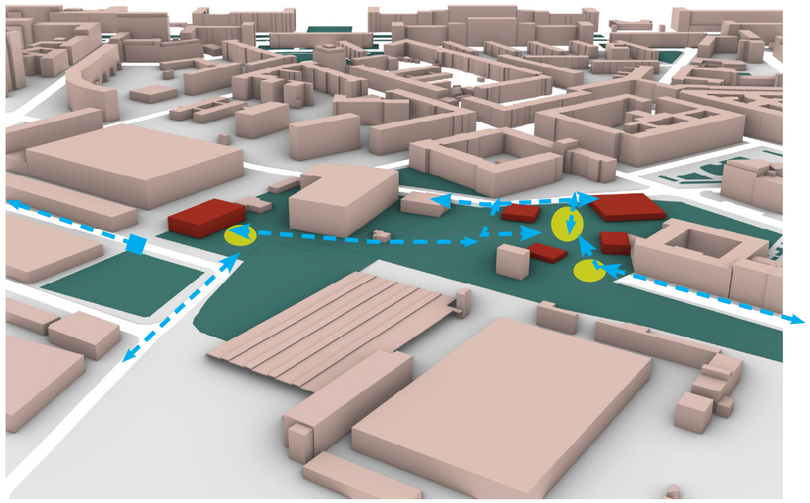

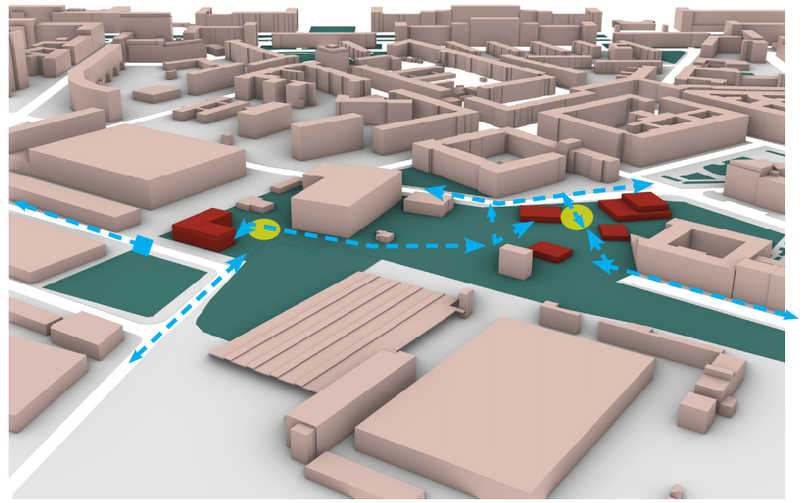

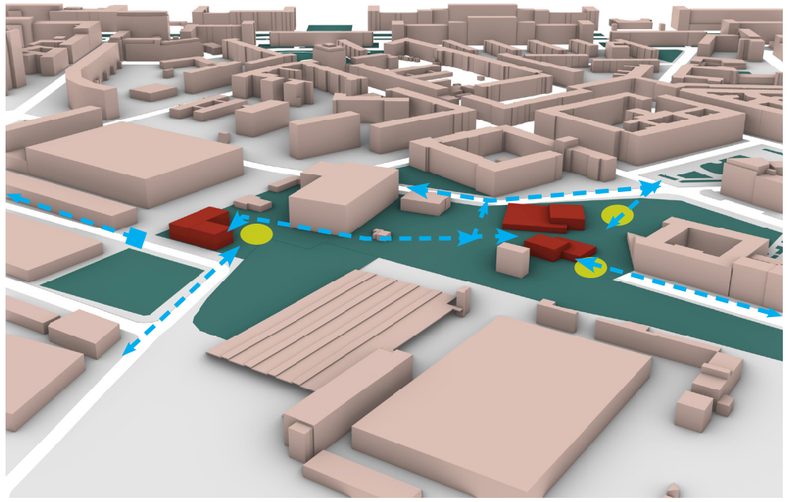

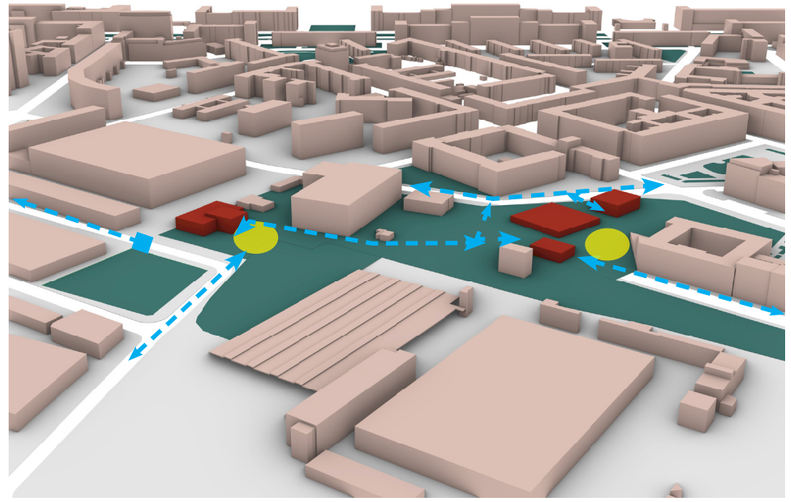

These are just a few iterations of trying different volume mass on Site 3, I have discovered that overall this site works much better volume wise than most other sites. Bringing people in from all neighbourhoods, and connects the exiting green park to Berghain and the liquor store/food store area. Though for the volumes near Berghain, they work best when they are in a form that almost wraps Berghain and shelters the green park a bit form the nearby road for safety wise. Also for the are near the fire station, it is best if there is a central plaza or two that allow for all the functions in that area to have a common walking and congregating space. Allowing for all the functions to have their individual functions but can overlap in outdoor spaces. The next step is to then combine the best attributes from these iterations, and make one version that I can test the different programmed functions.

W7/8

Poetic Wire Sculptures
Edoardo Tresoldi

Inspiration for Outdoor trans-formative spaces

‘Please be seated’ Sculpture
Paul Cocksedge

Inspiration for Outdoor trans-formative using up-cycled material that can be used as both art and function

Pixeland
100 Architects

Inspiration for Outdoor space combining creative functions, family functions (fun), and park.

W7/8

Container City
Cholula,Puebla
Original concept designed by Gabriel Esper Caram

Inspiration for Market Hall and Beer Garden space near Berghain



Documenta 15
Kassel, Germany
Inspiration for conceptually how they have place over 23 different locations of Creative centres, housing artist, learning, galleries and community centre functions.

X TUdelft
Delft, Netherlands

Inspiration for conceptually how certain spaces are used for multiple functions and how programs are scheduled, to make use of the space.

Dubai Design District Creative Community
Foster+ Partners

Inspiration for conceptually how Creative Centre works.

CONCLUSION OF MAIN POINTS FOR public condensor

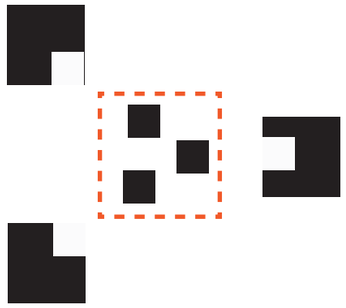

Take functions from city and bring in neighbourhood

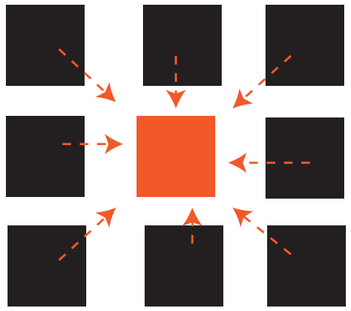

Centre of the 3 neighbourhoods

Green Space = > Buildings

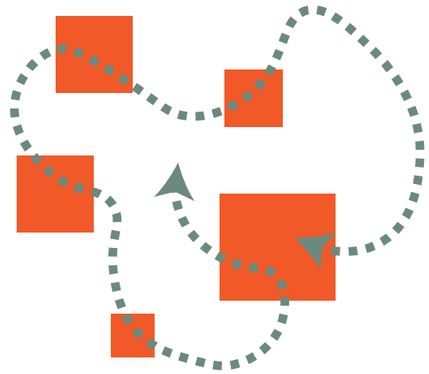

Greenary connected seperate buildings

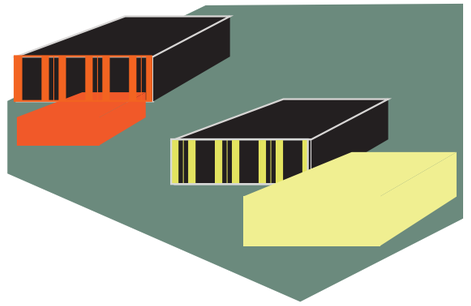

Functions relating to Existing buildings

View points show function and greenary

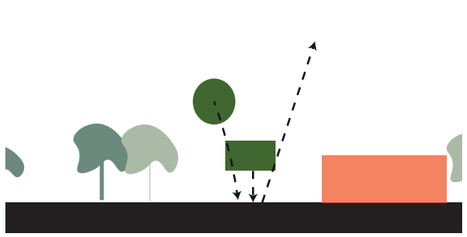

Flexible outdoor installations

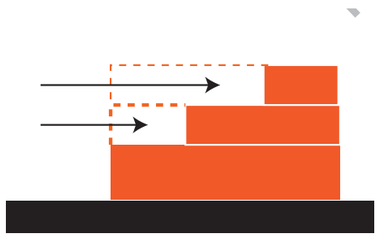

Push back higher levels to avoid a large mass

Stack certain functions

Heights relate to the same scale factor as park

W9/10

THEORETICAL PROGRAM

Potluck: Creative Centre

PROBLEM

↓

Lack of Spaces for Informal Creative Forms

QUESTION

↓

How can various Informal Creative Forms be translated into spaces in a Flexible Formal Space?

STATEMENT

↓

POTLUCK:
Joining multiple creative forms to make one space of learning, making, and expressing in an experimental Public Condenser

W9/10

THEORETICAL PROGRAM

Potluck: Creative Centre

INFORMAL → FREE → EXPOSED → LESS → REACTIVE → ISOLATED

FORMAL → INSTITIONALIZED → INTERNAL → MORE → REACTION → SUPPORTED

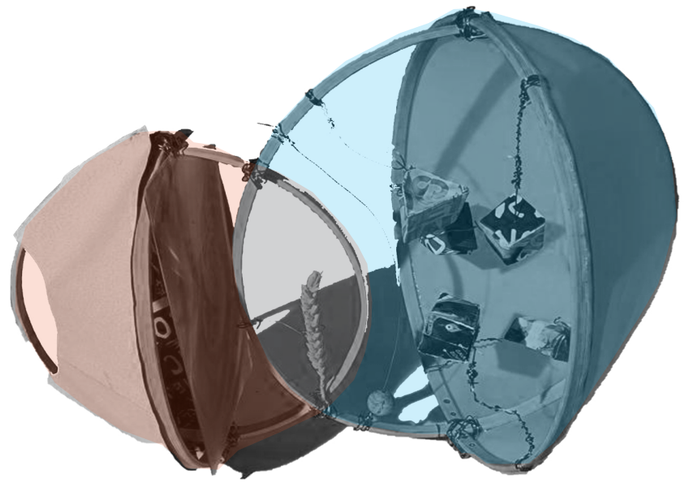

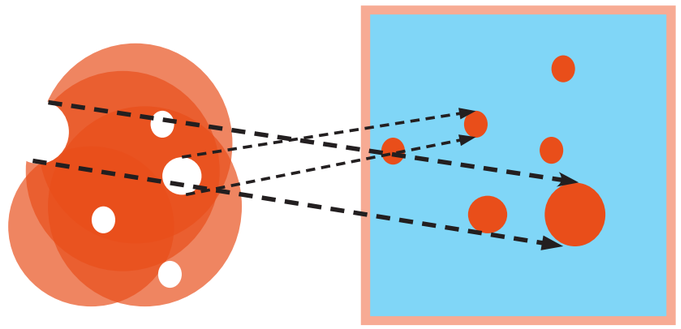



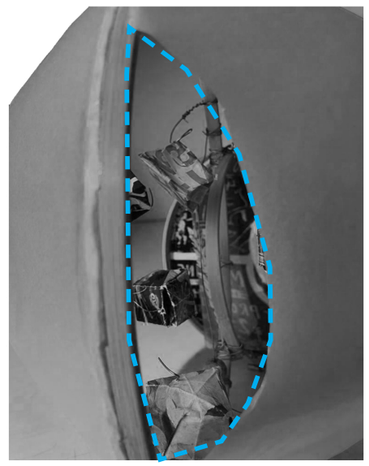

W9/10

PROGRAM

Potluck: Creative Centre

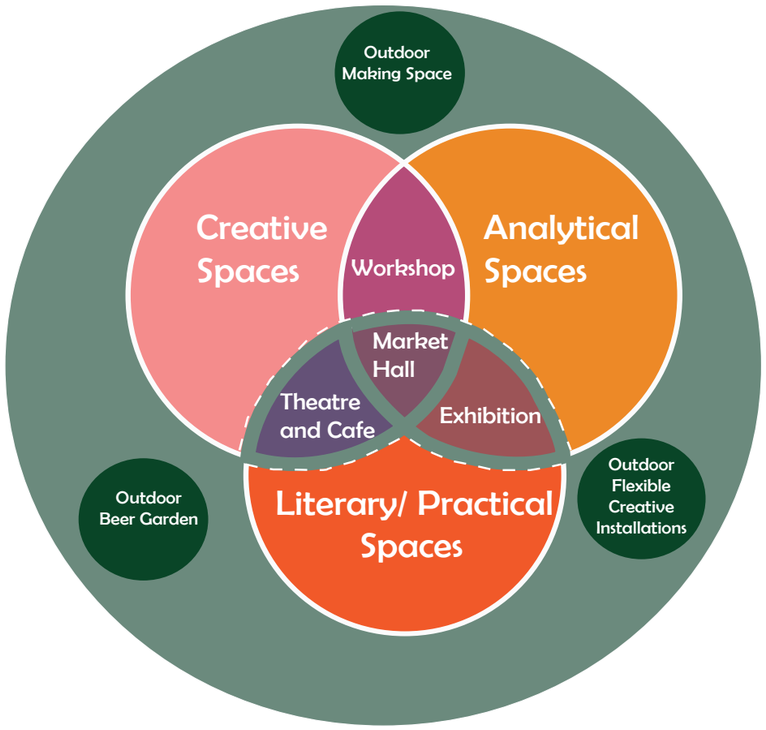

CREATIVE SPACES	1000m2
Art Studios and Free Space	500m2
Recording Studios	100m2
Music Studios	100m2
Theatre Space	200m2
Free Flexible Space	100m2
ANALYTICAL SPACES	500m2
Computer Labs/Open Space	200m2
Assembling Room	200m2
Free Space	100m2
LITERARY/PRACTICAL	650m2
Gardening	50m2
Open Work Spaces/Library	300m2
Private Rooms	150m2
Cooking	150m2

WORKSHOP	800m2
CAFE and THEATRE	550m2
MARKETHALL	1000m2
EXIBITION	500m2
OUTDOOR SPACE	
Outdoor making Space	
Outdoor flexible installations	
TOTAL	5000m2

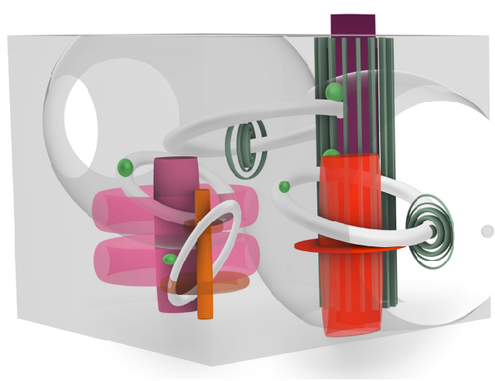

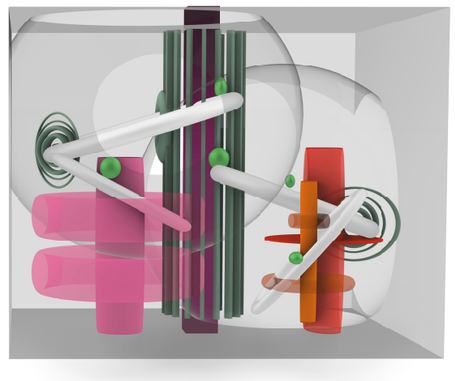



W9/10

SITE ANALYSIS

Potluck: Creative Centre

Baby boomers

- Keep neighbourhood quite and peaceful
- More greenary
-More spaces to teach their crafts

Generation X

-More parks for lounging and walking
-More oportunities for art to produce income
-Multicultured Spaces
- Spaces for families to interact and learn together

Millenials

-Area to stay peaceful
-More parks
-Spaces to interact with friends to express themself (forgiving)

Gen Z

- More places 'made by people'
- More green space to 'chill'
- Make area less grey

Site 1

Site 2



Site 3

Focal Point from functions
Buildings with functions that relate to program

Functions:
- Berhain
- Clubs
- School
- Homeless Shelter

Inside Pathways
Main Pathways
Secondary Pathways
Main view points

Parking/Car Lots
Unidentified Green space
Barrier Lines
Green Parks
Private Green Space

Site 1
Site 2
Site 3

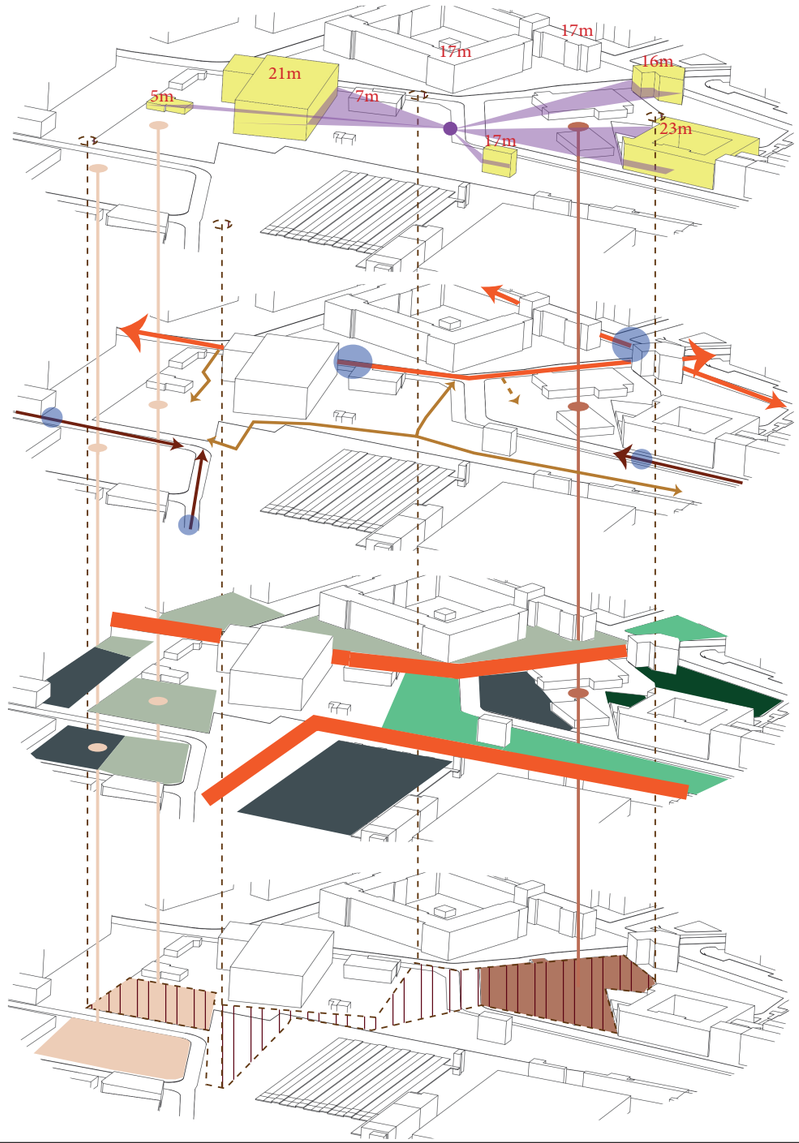

W9/10

PROGRAM AND SITE CRITERIA

Potluck: Creative Centre

Green Space equal or more than Built Program

Building Heights same scale as Greenary

View Points have to show Greenary and Program

Program Functions relate to Existing Near buildings

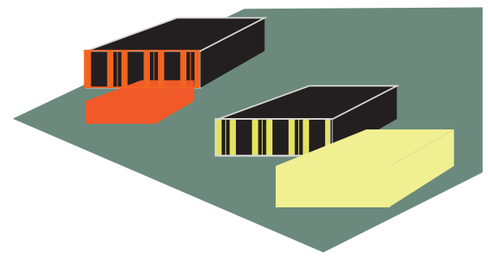





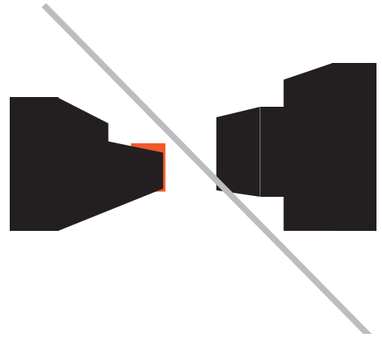

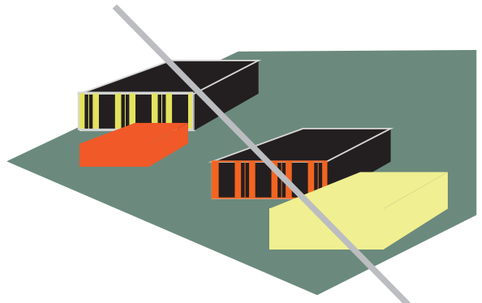

Good

Average

Bad

W9/10

SITE COMPARISONS: Site 1

Potluck: Creative Centre

View Points have to show Greenary and Program

Program Functions Relate to Existing Near buildings

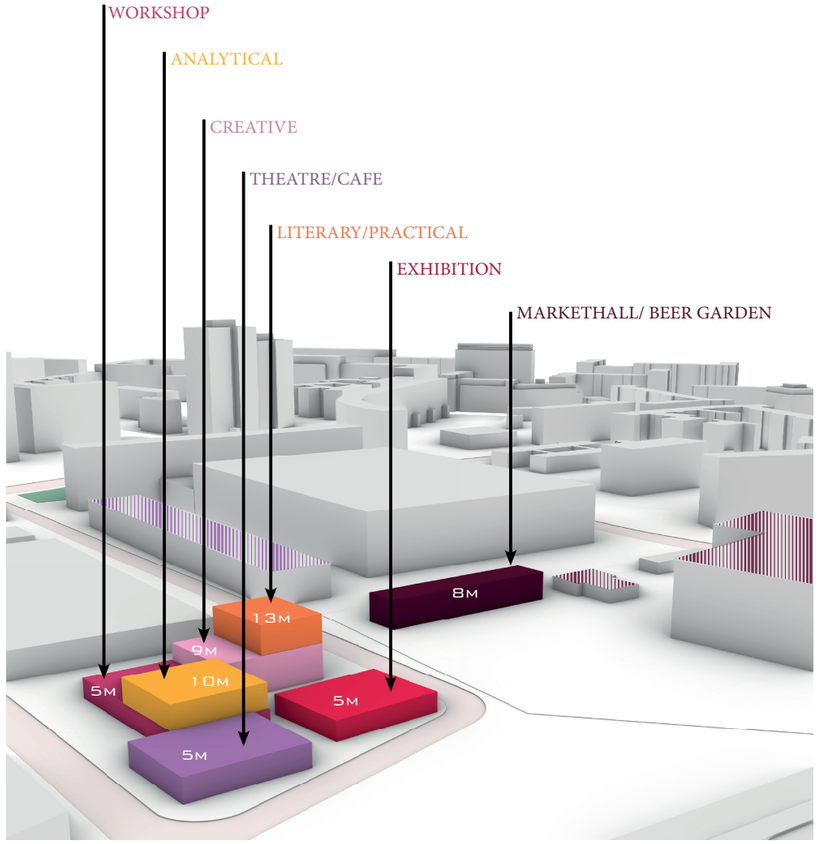



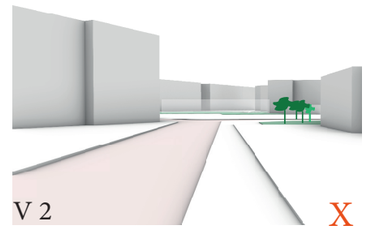

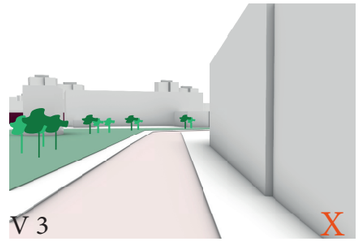

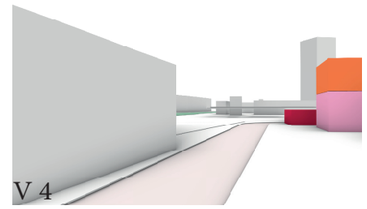

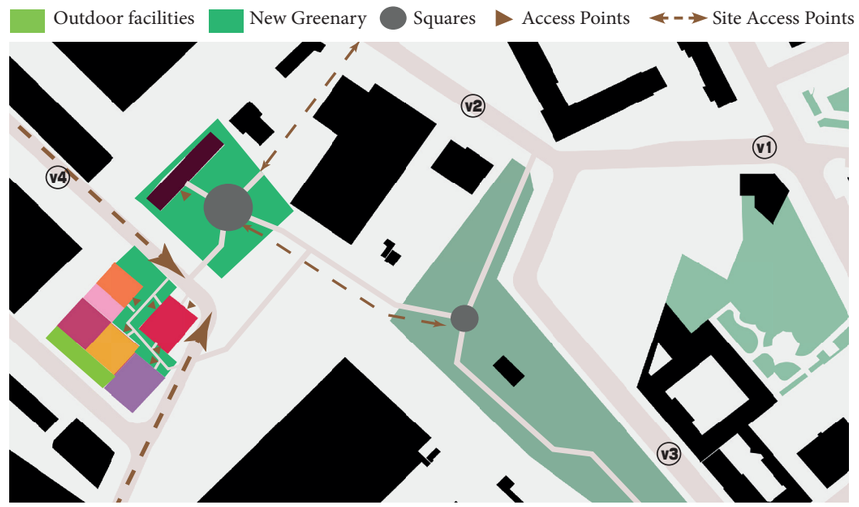

W9/10

SITE COMPARISONS: Site 2

Potluck: Creative Centre

- View Points have to show Greenary and Program
- Program Functions Relate to Existing Near buildings





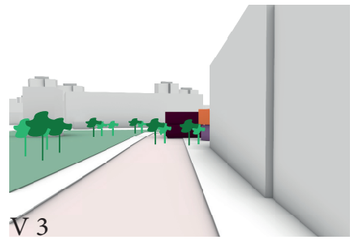

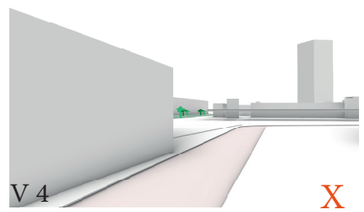

X

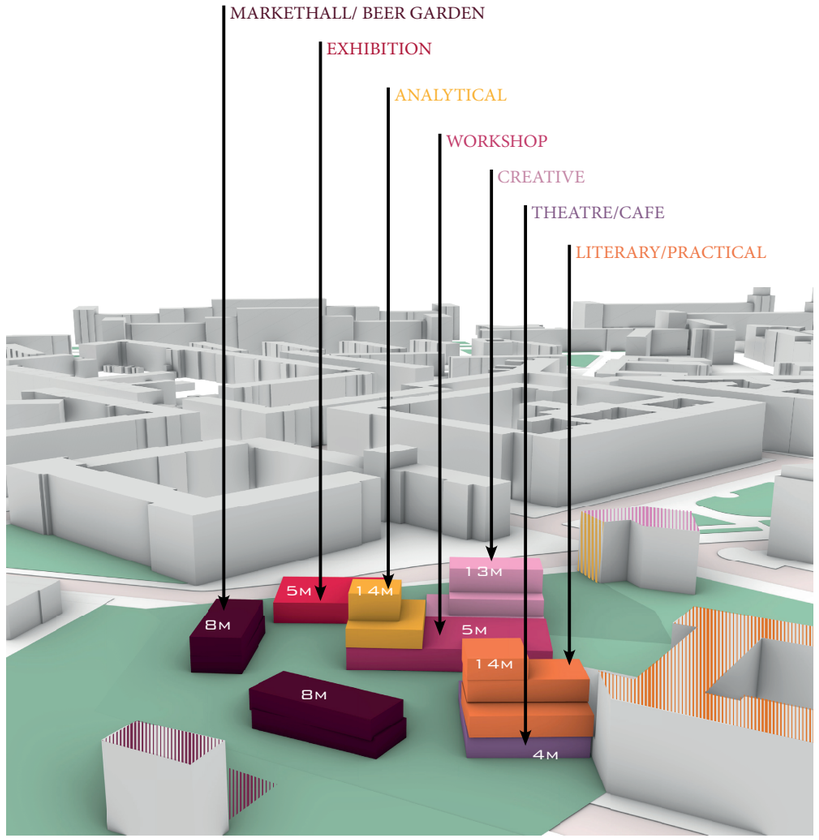

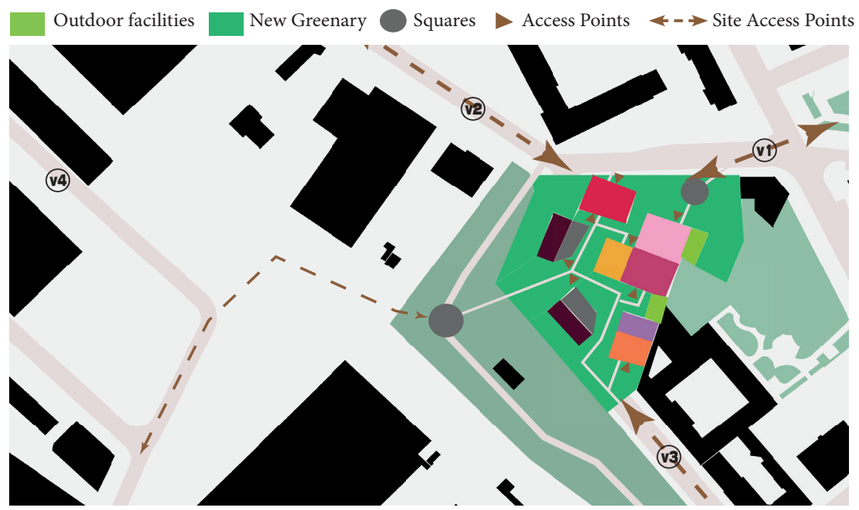

W9/10

SITE COMPARISONS: Site 3

Potluck: Creative Centre

View Points have to show Greenary and Program

Program Functions Relate to Existing Near buildings

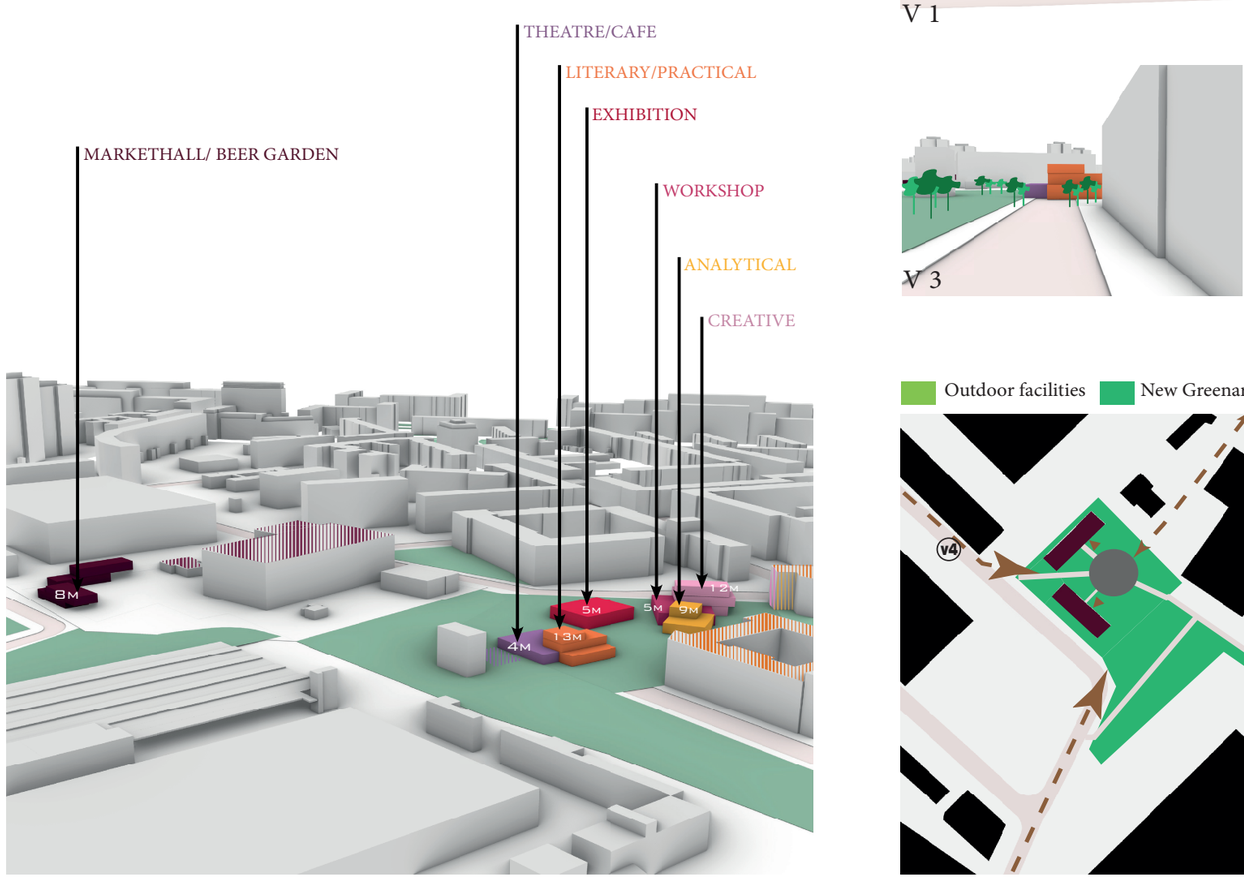



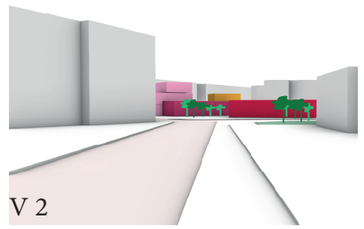

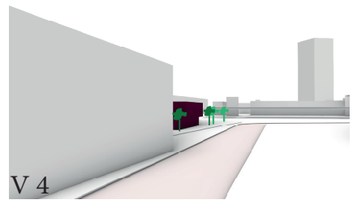

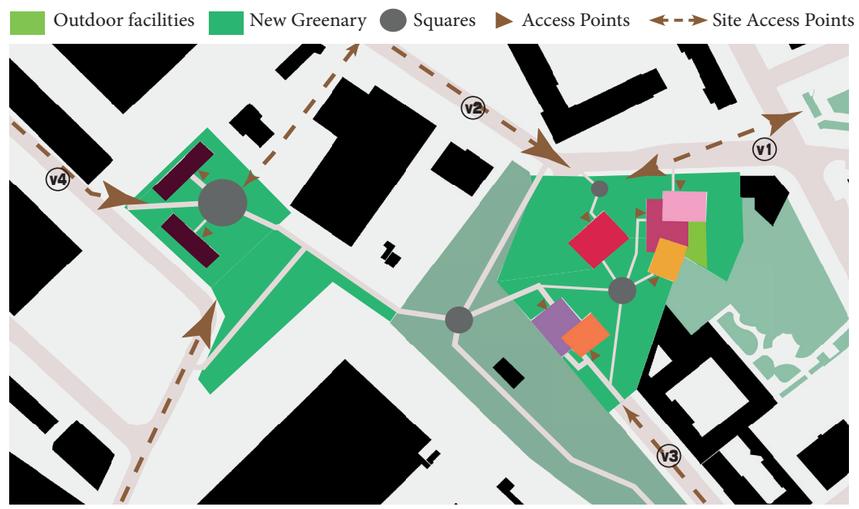

W9/10

SITE COMPARISONS

Potluck: Creative Centre

Green Space equal or more than Built Program

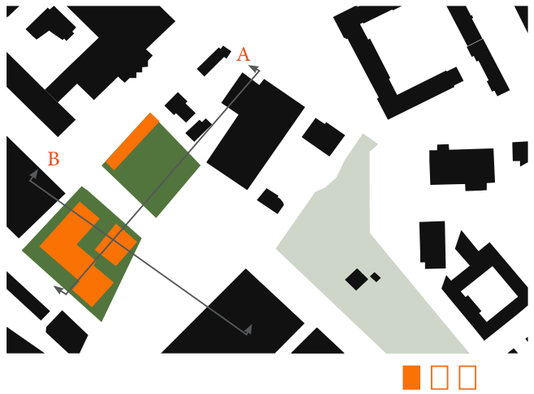

SITE 1

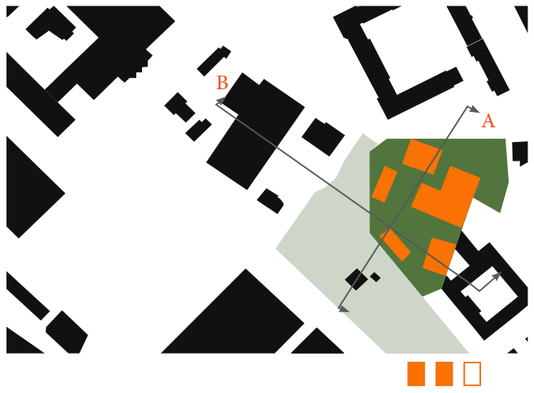

SITE 2

SITE 3

Building Heights same scale as Greenary



Section A

Section A

Section A

Section B



Section B

Section B

W9/10

SITE COMPARISONS: conclusion

Potluck: Creative Centre

CRITERIA	SITE 1	SITE 2	SITE 3
Green Space equal or more than Built Program	■□□	■■□	■■■
Building Heights same scale as Greenary	■■□	■□□	■■□
View Points have to show Greenary and Program	■□□	■■□	■■■
Program Functions relate to Existing Near buildings	■□□	■■□	■■■
	5	7	11

W9/10

Kayla Bain Public Buildings Graduation Studio: Research Plan 2022-2023

POTLUCK **Joining multiple creative forms to make one space of learning making, and expressing in an experimental Public Condenser**

Informal Creatives need a Flexible Formal Space

Problem Statement

While Berlin has an expansive art output, its results have been eschewed after the unification. The Informal art form of expressing freely in abandoned or open spaces, for all to see and learn is being lost. The informal creative forms, for example, a street artist or individual artist with a craft are being suffocated by the formal art forms such as galleries, and museums. The informal art scene is normally displayed on the façade of the city through street artists and graffiti, however, is not being supported spatially. Which results in not enough exposure for certain creative ambitions and lessens the income for many informal creative outputs.

According to one study, after surveying 1,745 artists based in Berlin, 24% of men and 19% of women can cover their daily living costs. Leaving over 80% of these artists having to rely on other forms of income to suffice, stating that their art is a "lost business". [1]

This issue is mainly due to the recent real estate development and economic landscape, where studio spaces are rising in price and availability. Thus decreasing the number of spaces where, informal creatives can teach, make or display their creative skills. The concern from this is that informal creative forms, will not be organically passed through different people of various ethnicities, financial brackets, ages, interests, and genders.

Importance Statement

The importance is to make a creative center that supports all forms of creative expression. A public condenser which will add space for creative ambitions and give communal enjoyment (value), to the neighborhood. A condenser that is a potluck for all informal creative forms, where persons who practice these forms can teach, learn, and display. Giving a platform for informal art to be in an experimental grey zone where it can be measured, yet uncontrolled between spatial barriers (formal-enclosed and informal-exposed).

Notes

[1] Study on the Situation of Artists in Berlin and the Gender Gap, which was produced by the Institute for Strategy Development (IFSE) in cooperation with the Professional Association of Visual Artists Berlin

2022-2023 Research Plan

W9/10

Kayla Bain Public Buildings Graduation Studio: Research Plan 2022-2023

Research Aim

The aim is to discover all forms of informal creatives, from creative form (e.g. painting), analytical form (e.g. Product design), literary(e.g. performance), and practical (e.g. gardening). From this then understand, what is needed for such creative spaces, and make a catalogue of typologies. Thus making a qualitative study of what spaces are vital for not only Berlin artists, but for residents learning purposes. This will be helpful in looking at case studies such as Container City, Documenta 15, and Dubai Design District Creative Community.

Methodology

The research methods include observation, quantitative study, case studies, interviews with berlin residents, and research through literature, social media, pictures, and events. Focusing on research related to typologies/functions related to each informal creative form and how that is designed in a flexible formal setting.

Main Question

How can various Informal Creative Forms be translated into spaces in a Flexible Formal Space?

Sub questions

What different typologies are needed for creative, analytical, and literary/ practical art forms?

How can informal art take on a formal capacity? Is it as simple as informal= outdoor and formal= interior and to switch these criteria?

What is needed to prompt more attraction and income for the creative outputs that are now being pushed aside?

2022-2023 Research Plan

W9/10

Bibliography

"Lumbung." concept by ruangrupa for documenta 15, 2022. Accessed November 4, 2022. https://universes.art/en/documenta/2022/short-concept.

Wöbken, Hergen. Publication. *Studio Berlin Lll: The Situation of Berlin Artists and the Gender Gap*. Institute for Strategy Development (IFSE), May 9, 2018. https://www.a-n.co.uk/research/studio-berlin-lll-situation-berlin-artists-gender-gap/.

Thomas, Jens, and Daniel Paschel. "Projects." Kulturprojekte Berlin. Accessed November 1, 2022. https://www.kulturprojekte.berlin/en/projects/.

Berhmann, Malte. "Here You Find Recent Research on Creative Industries in Berlin." Creative Industries Berlin. Accessed November 4, 2022. https://creativeindustries.berlin/.

SEMESTER 1
Quarter 2

W 2.1-2.4

NIRGENDWO

From industrial wasteland to species-rich urban biotope. Learn more about the place as well as the settled projects and get to know the NOWHERE. It goes through the gardens in Wriezener Park and the outside area around the former locomotive shed. The focus lies in the consideration of flora and fauna and the interaction of garden and Neighborhood.

POTLUCK: CREATIVE CENTRE RELEATED FUNCTIONS:

THEATRE
ADDITIONAL GREEN SPACE (GARDENING)
CAFE
MARKET HALL
WORKSHOP

ACTIVITIES:

-Informal tours ‘urban nature in transition’
Number: max. 12 people per tour
Duration: 45 minutes
Location: NOWHERE & Wriezener Park
Language: German/English on request

-Nesting Aids for Wild Bees
Format: event-accompanying offer, participants in the process
Language: German/English on request
Give-away options: info flyer nesting aid, Nesting aid for guests/ participants

-Do it Yourself ‘Bird Seed’
Format: event-accompanying offer, participants in the process
Language: German/English on request
Give-away options: info flyer & recipe, Ingredients or ready-made food in cups

-Build birdhouses
Format: event-accompanying offer, participants in the process
Language: German/English on request
Give-away options: info flyer birdhouses, birdhouse

-Design water troughs for birds and infects
Format: event-accompanying offer, participants in the process
Language: German/English on request
Give-away options: info flyer water points

-Yoga, meditation & cocoa ceremony
Format: Ceremony
Duration: 3.5 hours
Number of participants: max. 13
Language: German/English on request
Give-away options: sachets of raw cocoa & Instructions for preparation

-Scientific variety salon able
Duration: 30 minutes
Venue: Show indoors or outdoors in the garden
Number: up to 80 people
Artists: Ensemble Salon able https://ensemblesalon able.de/

-Music Program
Duration: 30 minutes
Location: Indoor or outdoor program in the Garden
Artists: Audio sample: http://inestheileis.de/hoerbeispiele/

https://nirgendwo-berlin.de/

-Digging, planting, creating beds, gardening hour in nowhere
Number: max. 10 people per group
Duration: 60 minutes
Location: Gardens of NOWHERE & Wriezener park
Language: German/English on request

-Stick bread at the campfire
Format: workshop or event-related offer
Language: German/English on request
Give-away options: info flyer firewood & Recipe stick bread

-Herbal mojito cocktail bar with sensatonics
Format: Event-accompanying offer
Language: German / English on request
Give-away options: information & recipe flyers, Herbal Bitters & Liqueurs

W 2.1-2.4

POSSIBLE BUILDINGS TO DEMOLISH



Drinks Hoffman, Berlin

Opening hours

weekday	hours
Wednesday	09:00 - 20:00
Thursday	09:00 - 20:00
Friday	09:00 - 20:00
Saturday	09:00 - 18:00
Sunday	Closed
Monday	09:00 - 20:00
Tuesday	09:00 - 20:00

On-site services

-Parking spaces	Gone
-Hermes	Keep
-Cold room	Keep

POTLUCK: CREATIVE CENTRE
RELEATED FUNCTIONS:

CAFE
MARKET HALL

ALDI Berlin-Friedrichshain

Opening Hours

Wednesday	7am–9pm
Thursday	7am–9pm
Friday	7am–9pm
Saturday	7am–9pm
Sunday	Closed
Monday	7am–9pm
Tuesday	7am–9pm

On-site services

-Parking spaces	Gone
-Food store	Keep/Gone

POTLUCK: CREATIVE CENTRE
RELEATED FUNCTIONS:

CAFE
MARKET HALL

POTLUCK: CREATIVE CENTRE
POSSIBLE FUNCTIONS:

CORNER STORE added onto cafe

METRO BERLIN-FRIEDRICHSHAIN

Opening Hours

Monday	07:00 - 22:00
Tuesday	07:00 - 22:00
Wednesday	07:00 - 22:00
Thursday	07:00 - 22:00
Friday	07:00 - 22:00
Saturday	07:00 - 22:00
Sunday	07:00 - 22:00

On-site services

-Parking spaces	Keep/Gone
Metro store	Keep

POTLUCK: CREATIVE CENTRE RELEATED FUNCTIONS:

GREEN SPACE

W 2.1-2.4

Milaa Panorama Ost - Heim für Wohnungslose

Homeless shelter is aimed at families and partnerships with and without children, at people with unclear residence status and at single women and men who are already homeless or at risk of homelessness. The facilities are regional.

Opening hours 24/7

On-site services:
-assistance in finding accommodation,
-clarification of the financial situation,
-Clarification of work or additional income opportunities,
-Support in dealing with offices and authorities,
-independent housekeeping,
-Development of a longer-term perspective

POTLUCK: CREATIVE CENTRE
RELEATED FUNCTIONS:

PRACTICAL/LITERARY CENTRE
THEATRE
WORKSHOP
MARKETHALL

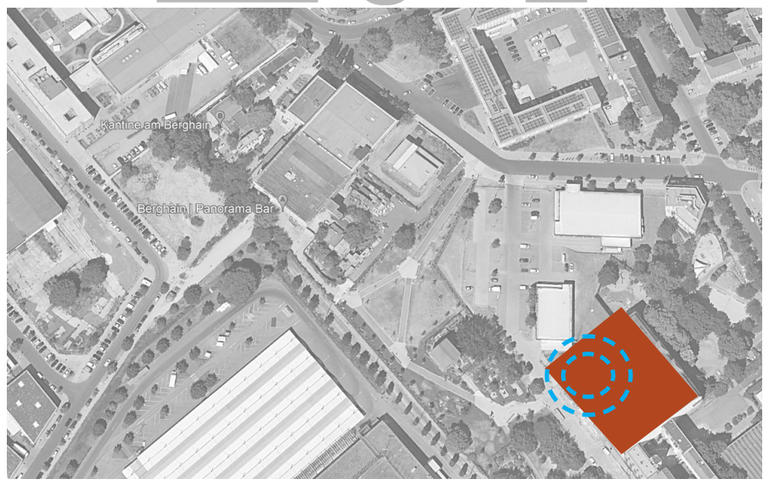

Dathe-Gymnasium

Gymnasium, this is state-maintained secondary school that prepares pupils for higher academic education. Which cters to children form age 10-18.

Opening Hours		On-site services:
Wednesday	7:30am–3pm	-Social Studies
Thursday	7:30am–3pm	-Languages
Friday	7:30am–3pm	-Cultural Studies
Saturday	7:30am–3pm	-Sports
Sunday	Closed	-Sciences
Monday	7:30am–3pm	
Tuesday	7:30am–3pm	

POTLUCK: CREATIVE CENTRE
RELEATED FUNCTIONS:

CAFE
LITERARY/PRACTICAL CENTRE
THEATRE
CREATIVE CENTRE
WORKCHOPS
ANALYTICAL CENTRE

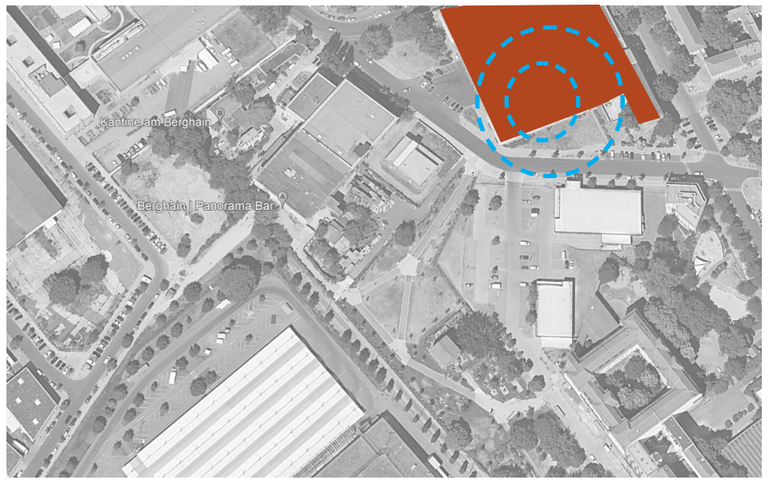

Berufsfeuerwache und Freiwillige

Voluntary Fire Brigade

Opening Hours 24/7

On-site Services:
Emergency Services KEEP

POTLUCK: CREATIVE CENTRE RELEATED FUNCTIONS:

THEATRE
CAFE

W 2.1-2.4

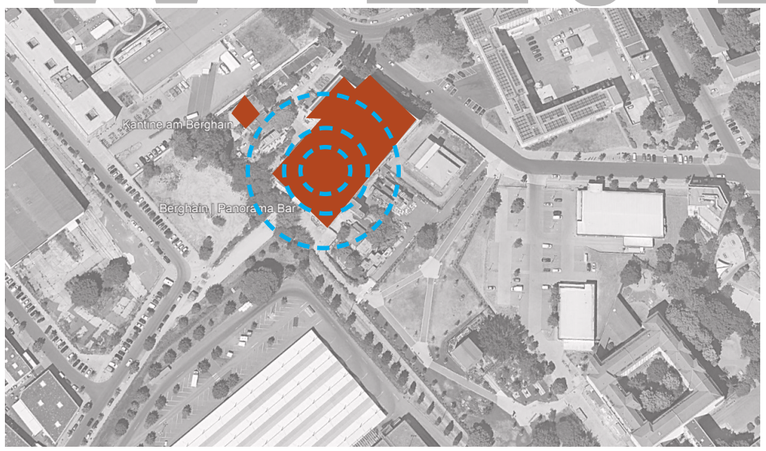

Berghain | Panorama Bar

This is a famous nightime club, and has a spin off Kantine am Berghain, which is a concert hall, which houses multiple events throught the week.

Opening hours Berghain Club		Opening hours Kantine am Berghain	
Wednesday	Closed	Wednesday	8pm- 2am
Thursday	Closed	Thursday	8pm- 2am
Friday	10pm–6am	Friday	8pm- 2am
Saturday	11:59pm–12am	Saturday	8pm- 2am
Sunday	Open 24 hours	Sunday	8pm- 2am
Monday	Closed	Monday	8pm- 2am
Tuesday	Closed	Tuesday	8pm- 2am

POTLUCK: CREATIVE CENTRE
RELEATED FUNCTIONS:

MARKETHALL/ BEER GARDEN

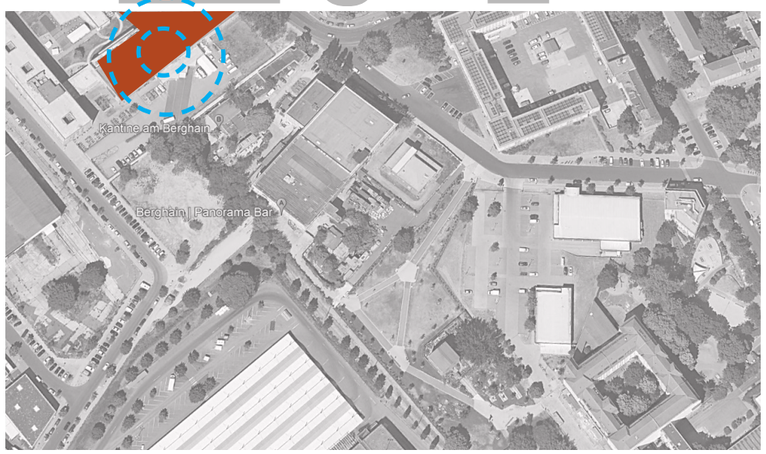

BÜHNENSERVICE BERLIN

Theatre service, where it houses workshops and administration services.

Opening Hours	
Wednesday	8:30am–5pm
Thursday	8:30am–5pm
Friday	8:30am–5pm
Saturday	8:30am–5pm
Sunday	Closed
Monday	8:30am–5pm
Tuesday	8:30am–5pm

On-site services:

-Managment of stage service
-Decoration Workshops
-Costume Workshops

POTLUCK: CREATIVE CENTRE
RELEATED FUNCTIONS:

THEATRE
WORKCHOPS
MARKETHALL



Berlin Opera Foundation

“Foundation Opera in Berlin” was founded with the five independent companies Deutsche Oper Berlin, Komische Oper Berlin, Staatsoper Unter den Linden, Staatsballett Berlin and the Bühnenservice Berlin Since autumn 2010, all cross-foundation areas have been combined in the newly designed location “Am Wriezener Bahnhof 1” – not only the stage service with the central decoration and costume workshops of the foundation, but also the departments of the foundation roof.This concept of the central theater workshops and the concentration of key central functions at one location is unique.

Opening Hours	Unknown

On-site Services:
-Ballet
-Opera

POTLUCK: CREATIVE CENTRE RELEATED FUNCTIONS:

MARKETHALL/BEER GARDEN

CASE STUDIES

The You Art Centre / Atelier Global

Changde, China
Architects: Atelier Global
Area : 3800 m²
Year : 2017

The project vision is to use urban art as medium and catalyst for city upgrade and redevelopment, promote aesthetic education for better public spaces, urban art and life style. Hence, It helps rebrand the old city identity for greater exposure and understanding through this new art portal. It is to encompass publicness, flexibility and public engagement. Unlike many other enclosed white boxes in traditional art exhibition center, the future of the art center is not just a stage for the art pieces but more about promoting interaction between public and artists. Hence a vertical public atrium as an informal public space for exhibition, events, and circulation. It reflect the traditional social characters of the lanes and streetscape in a vertical manner to interface art

Amant

Brooklyn, New York, USA
Architects: So-Il
Area : 1950 m²
Year : 2021

Next door is a slaughterhouse. Down the block are busy warehouses and a truck depot; a few hundred yards away, a rundown hall for exotic dancers. It's not where you'd expect to find an arts center or, for that matter, its philanthropist founder hanging out.Amant began in 2014 with a site but no real program, other than to provide studios to young artists. Both would expand over the years to encompass multiple lots and diverse functions, such as exhibition and performance. The urban strategy appears like a game of Monopoly, with small, blocky structures populating one, then another, then another nearby lot. But these are not cookie-cutter buildings.Having a total of 4 structures connected via courtyards and entrances accustomed to each function.

Arkansas Museum of Fine Arts

Little Rock, Arkansas, USA
Architects: Studio Gang
Area :
Year : 2021

Creating a vibrant space for social interaction, education, and appreciation for the arts, Studio Gang's design for the Arkansas Museum of Fine Arts transforms this premier cultural institution into a signature civic asset. Working from the inside out, the design—which includes both new construction and renovations—clarifies the organization of the building's interior while also extending AMFA's presence into historic MacArthur Park, opening the museum to the city of Little Rock and beckoning the public within. The main aspect of interest is the north to south main organic corridor that connects all the separate programs together while still connecting the main street and public park entrance.

xinglong lake children's art center

Changde, China
Architects: Rel Architects
Area : 1903 m²
Year : 2022

Creating a vibrant space for social interaction, education, and appreciation for the arts, Studio Gang's design for the Arkansas Museum of Fine Arts transforms this premier cultural institution into a signature civic asset. Working from the inside out, the design—which includes both new construction and renovations—clarifies the organization of the building's interior while also extending AMFA's presence into historic MacArthur Park, opening the museum to the city of Little Rock and beckoning the public within. The main aspect of interest is the north to south main organic corridor that connects all the separate programs together while still connecting the main street and public park entrance.

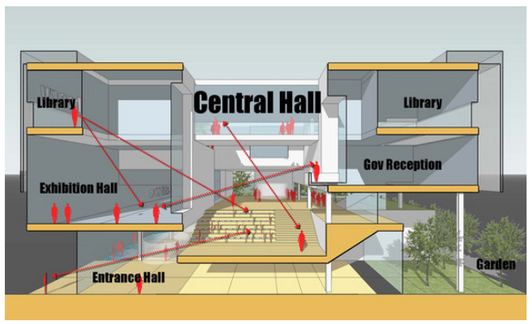

Atrium/viewpoints

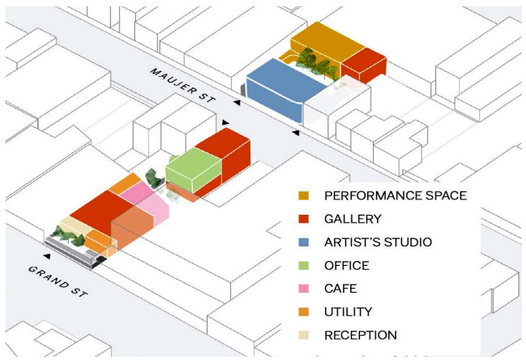

Specific functions and connection through courtyards

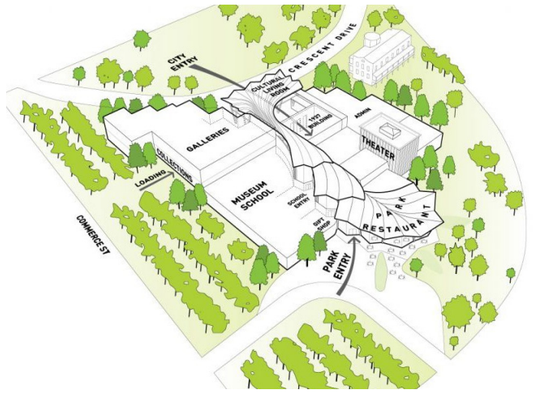

Inner Corridor to connect functions and park

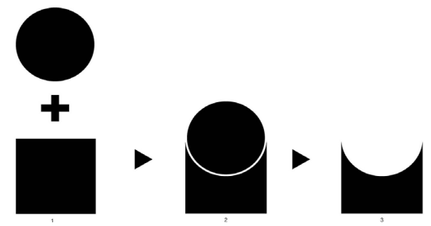

Symbolism for Form

W 2.1-2.4

MASTER PLAN 1:1000

W 2.1-2.4

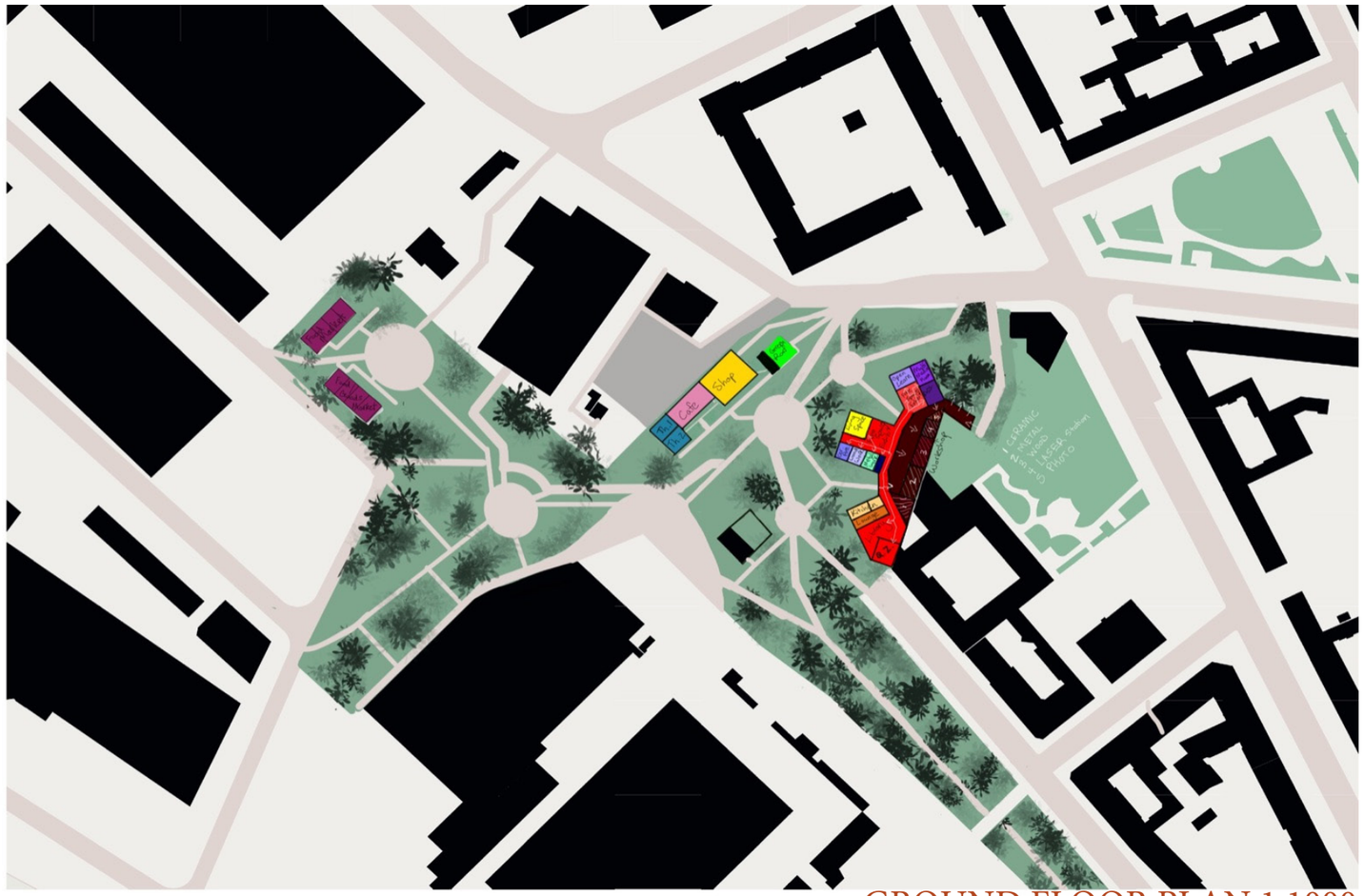

GROUND FLOOR PLAN 1:1000

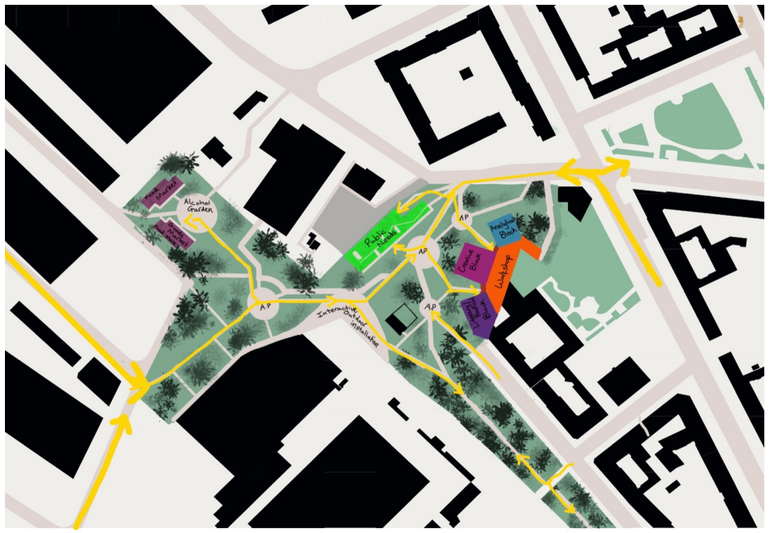

Circulation

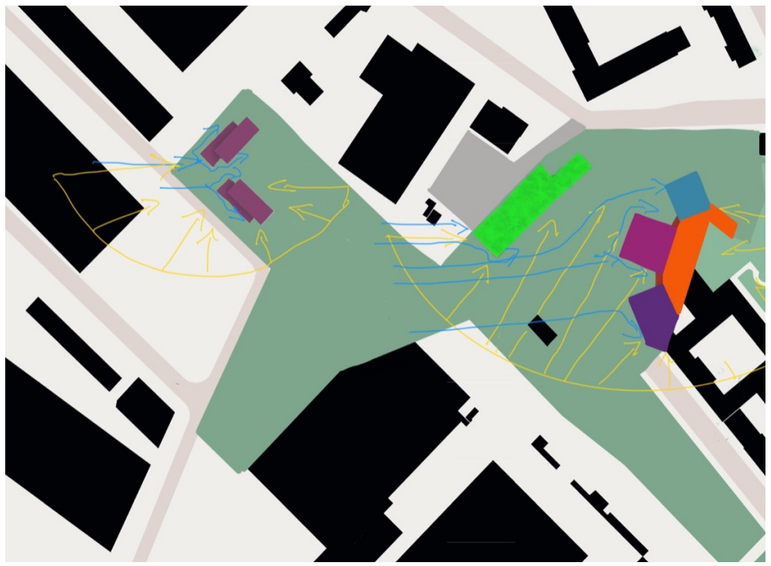

Sun and Wind

W 2.1-2.4

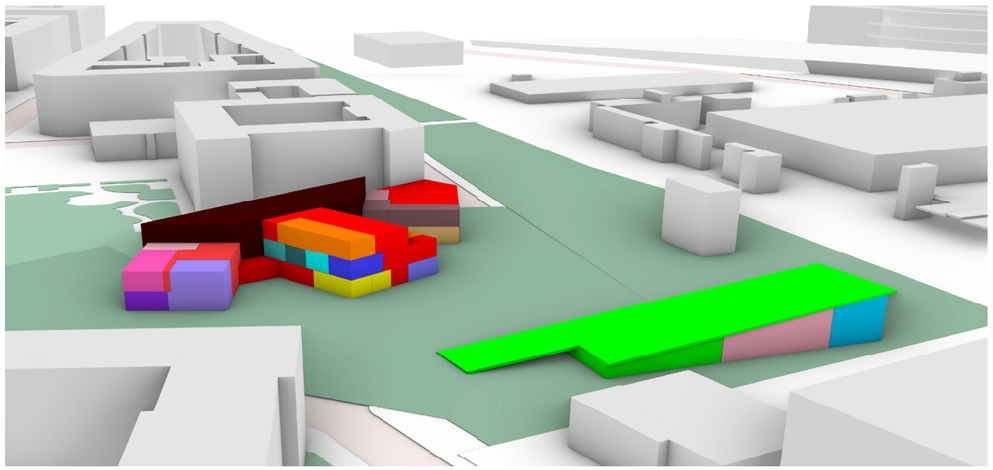

view 1

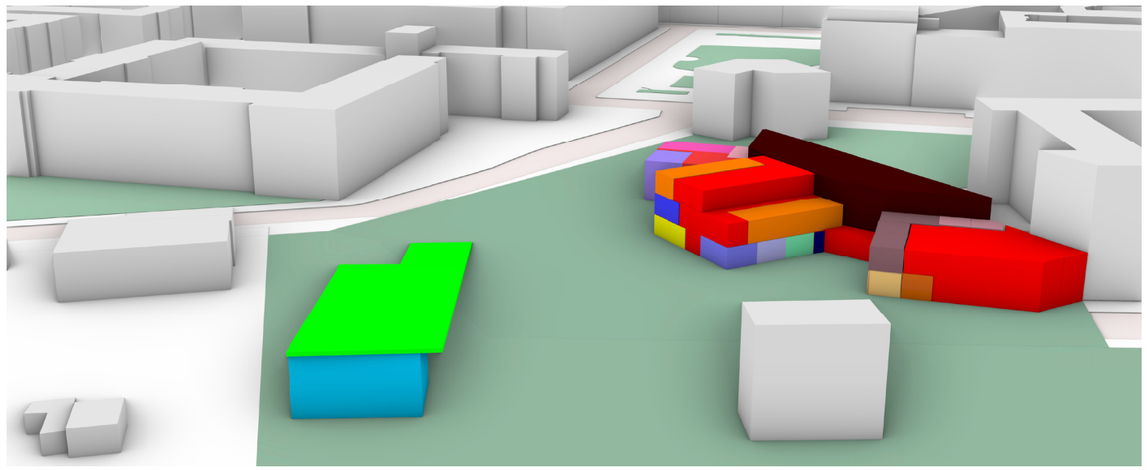

view 2

Section A

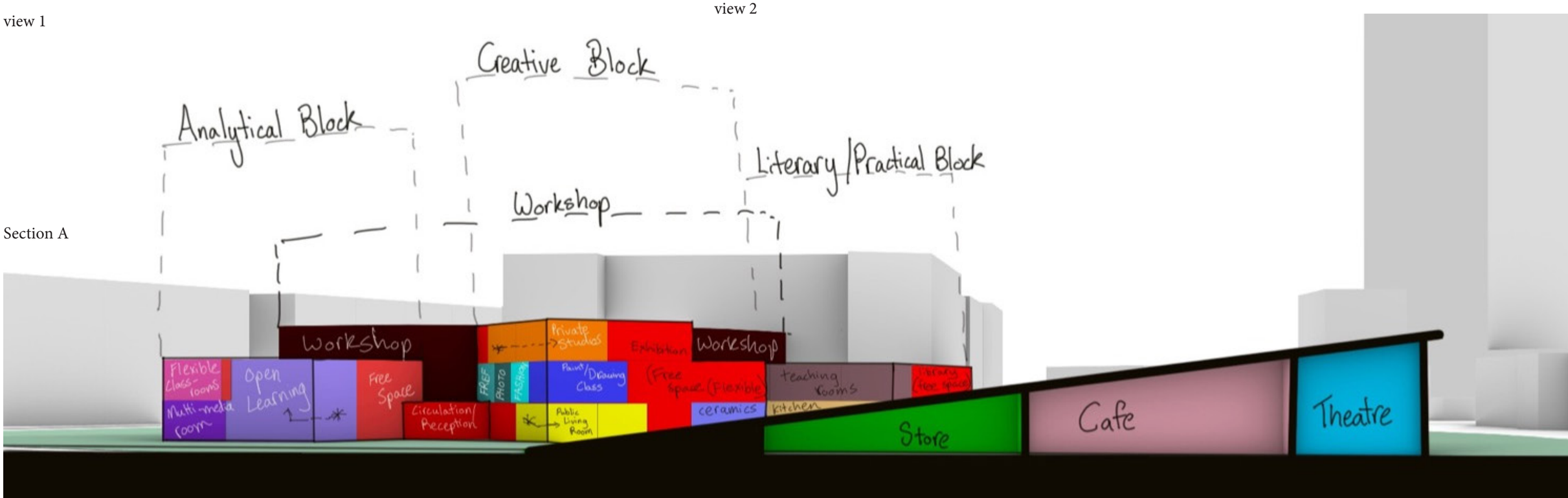

W 2.1-2.4



view 3

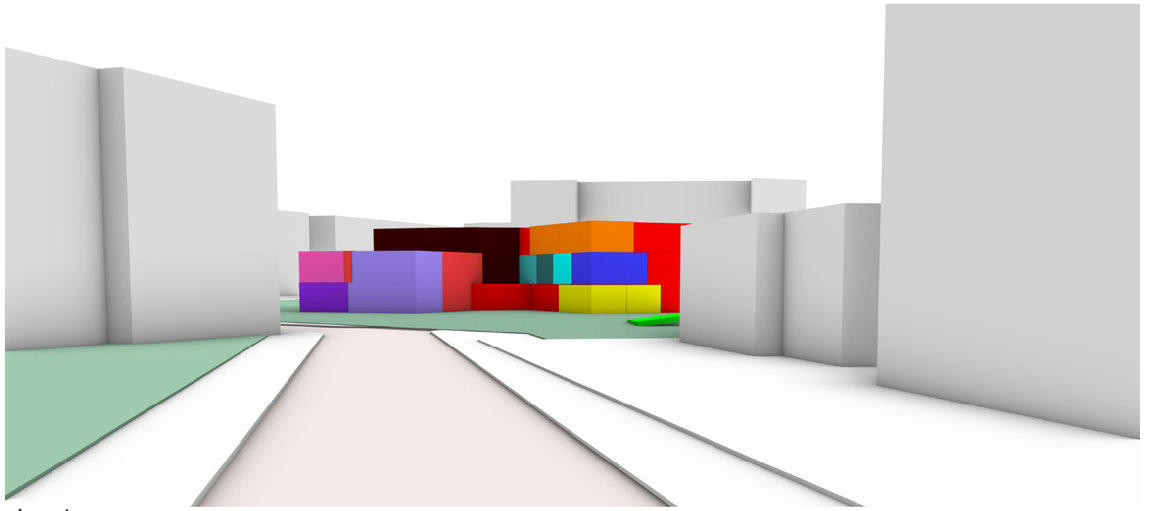

view 4

Section C

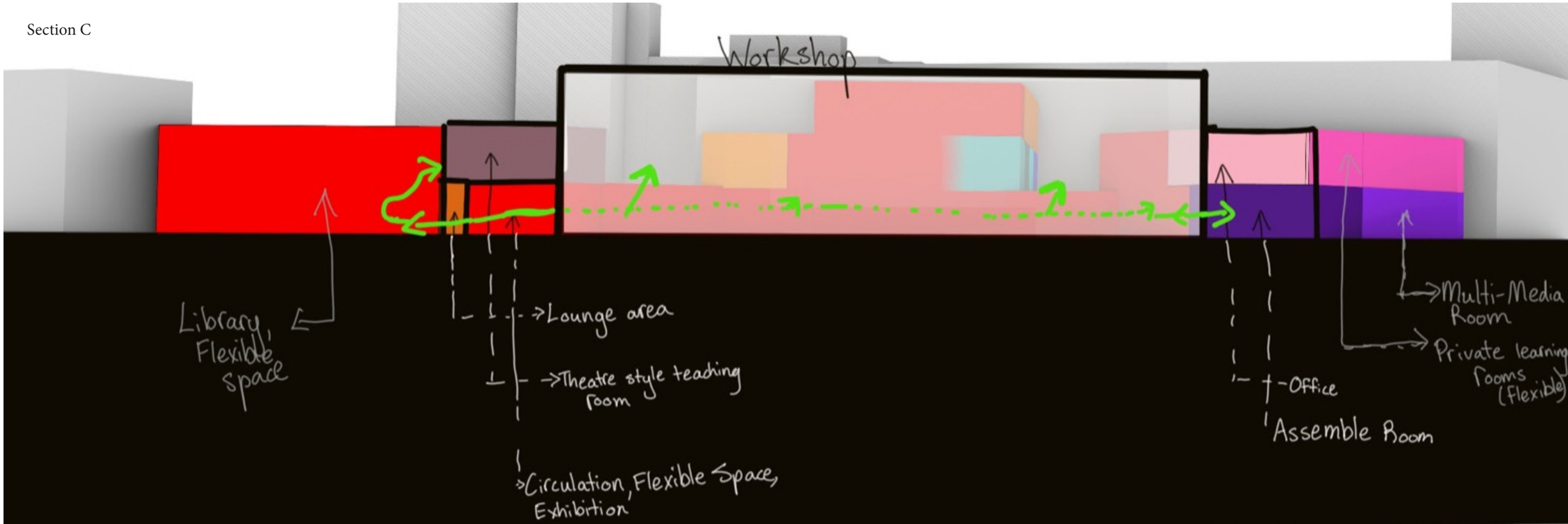

W 2.1-2.4

Section A

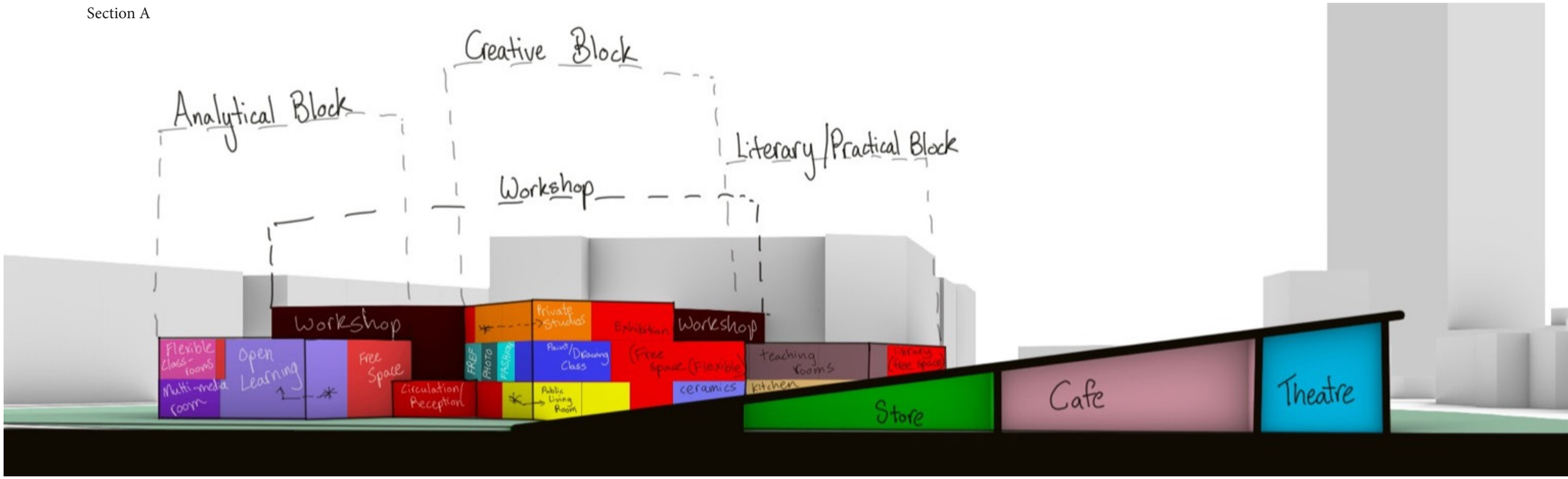

Section B

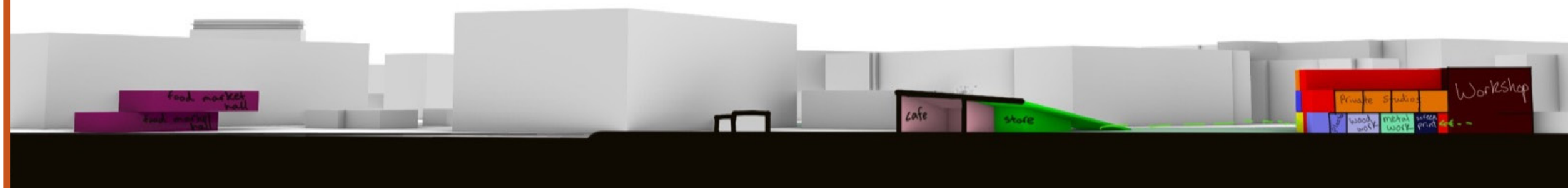

W 2.5-2.7

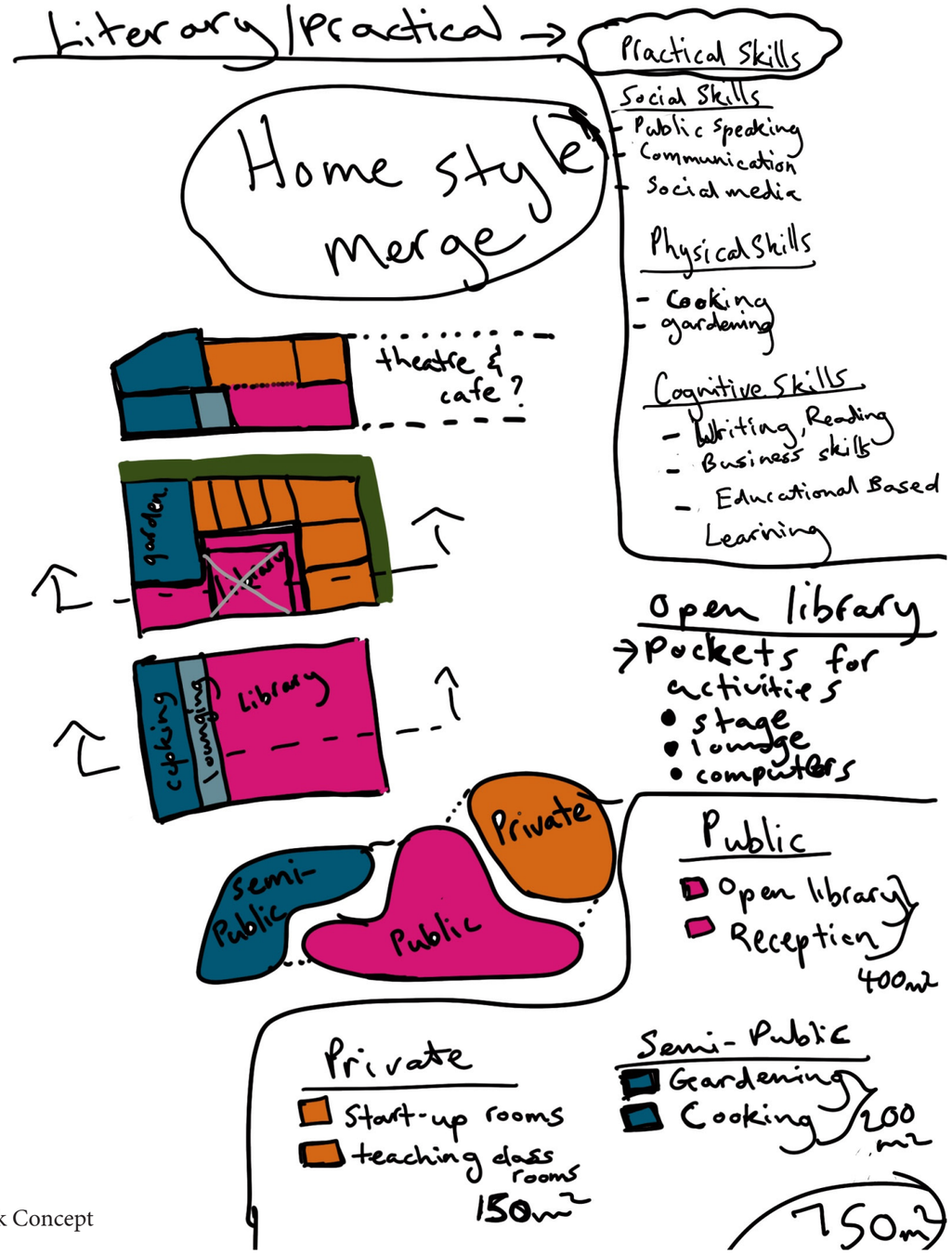

Literary Building sketch Logbook Concept

W 2.5-2.7

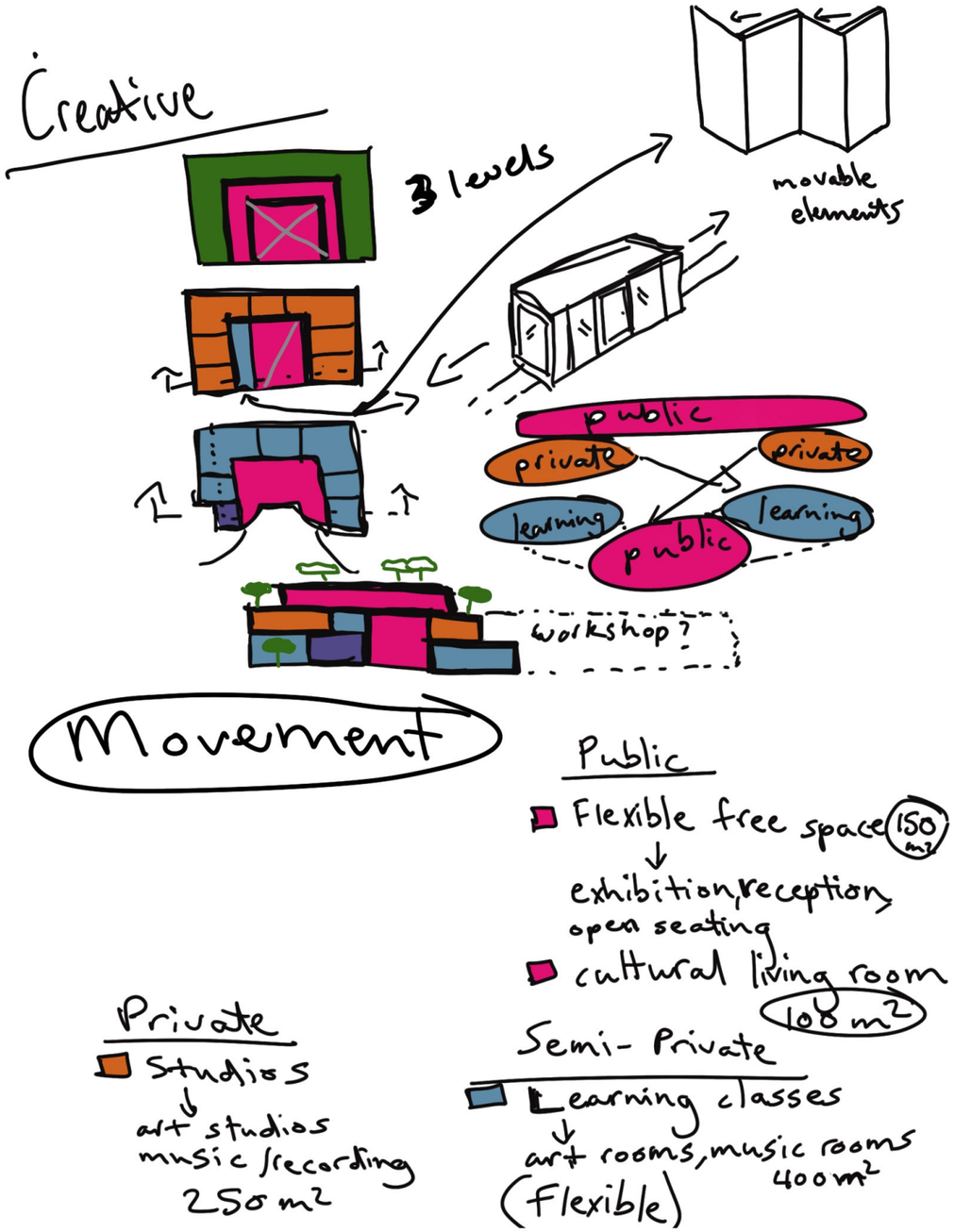

Creative Building sketch Logbook Concept

W 2.5-2.7

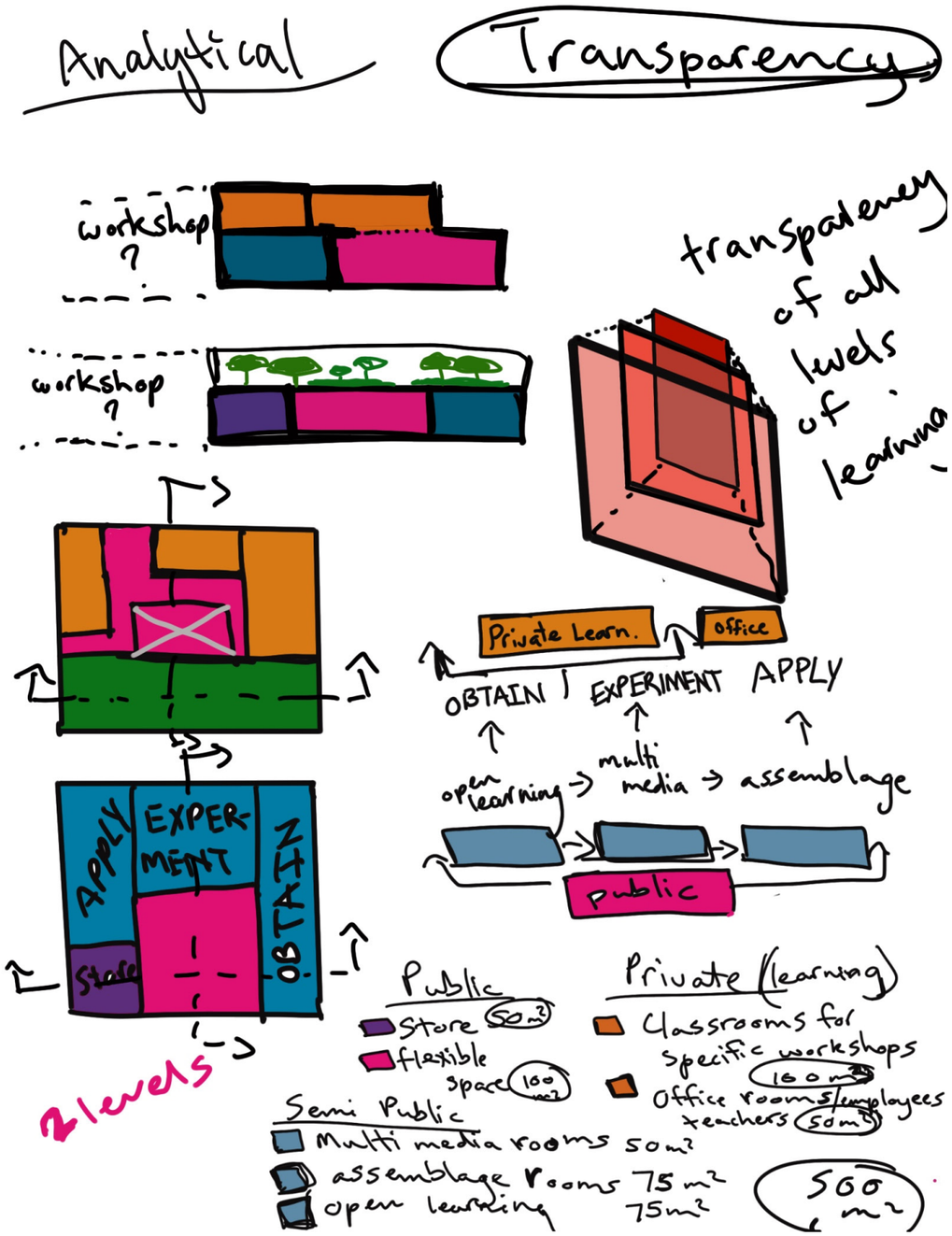

Analytical Building sketch Logbook Concept

W 2.5-2.7

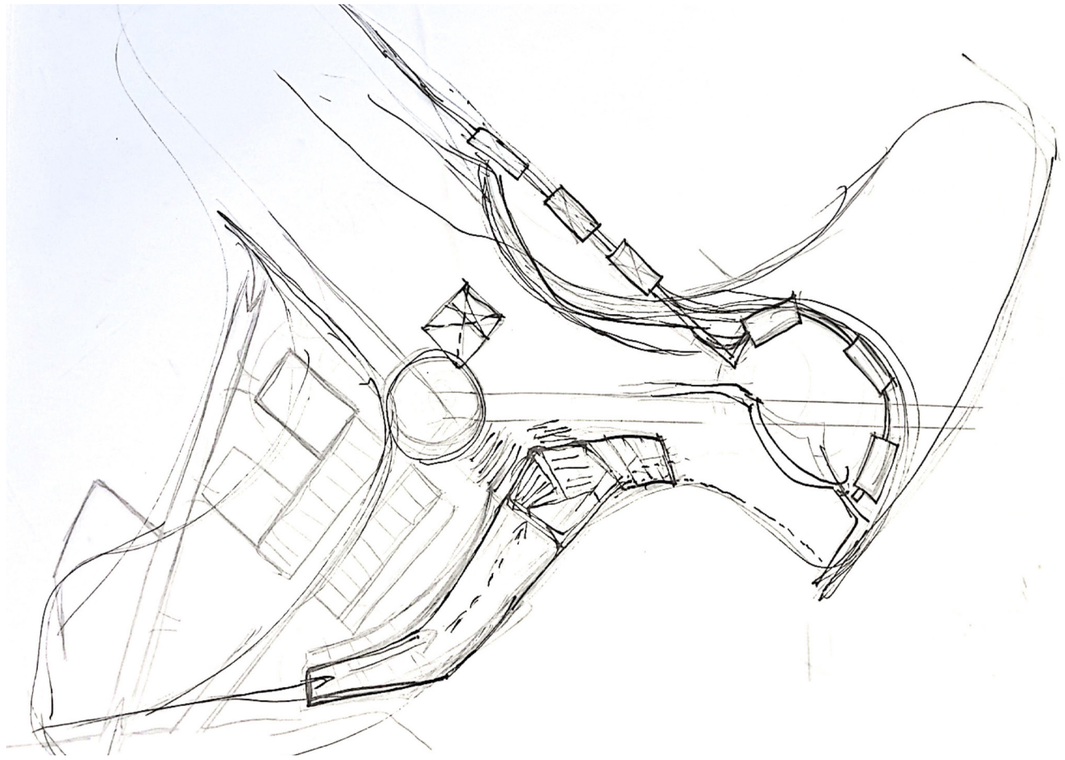

Master Plansketches version 1



Master Plan skectches version 2

W 2.5-2.7

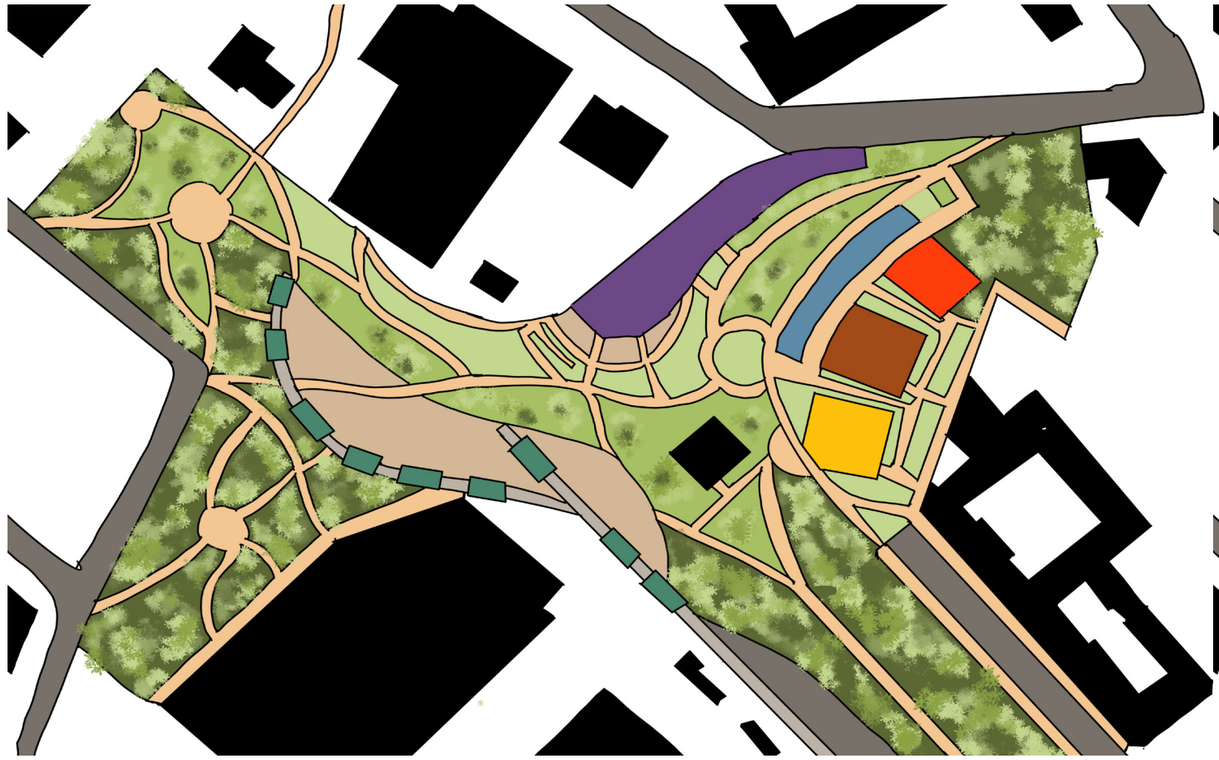

Master Plan massing

Master Plan Zoning

W 2.5-2.7

Master Plan massing - axo

W 2.5-2.7

Master Plan Ground Floor

W 2.5-2.7



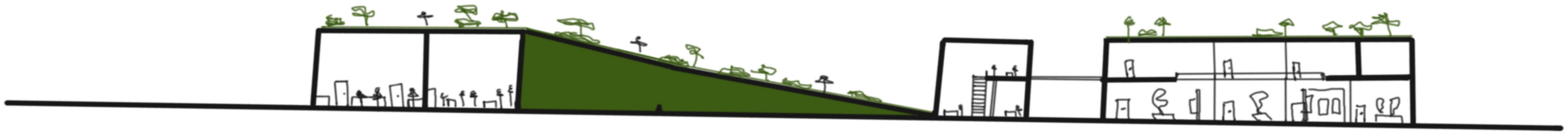

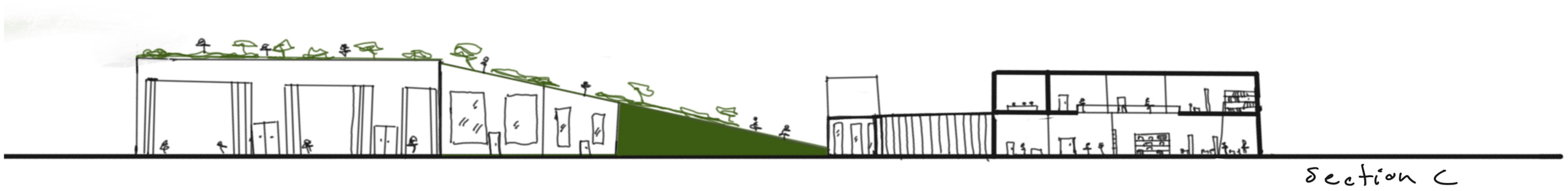

Site Sections

W 2.8-2.10

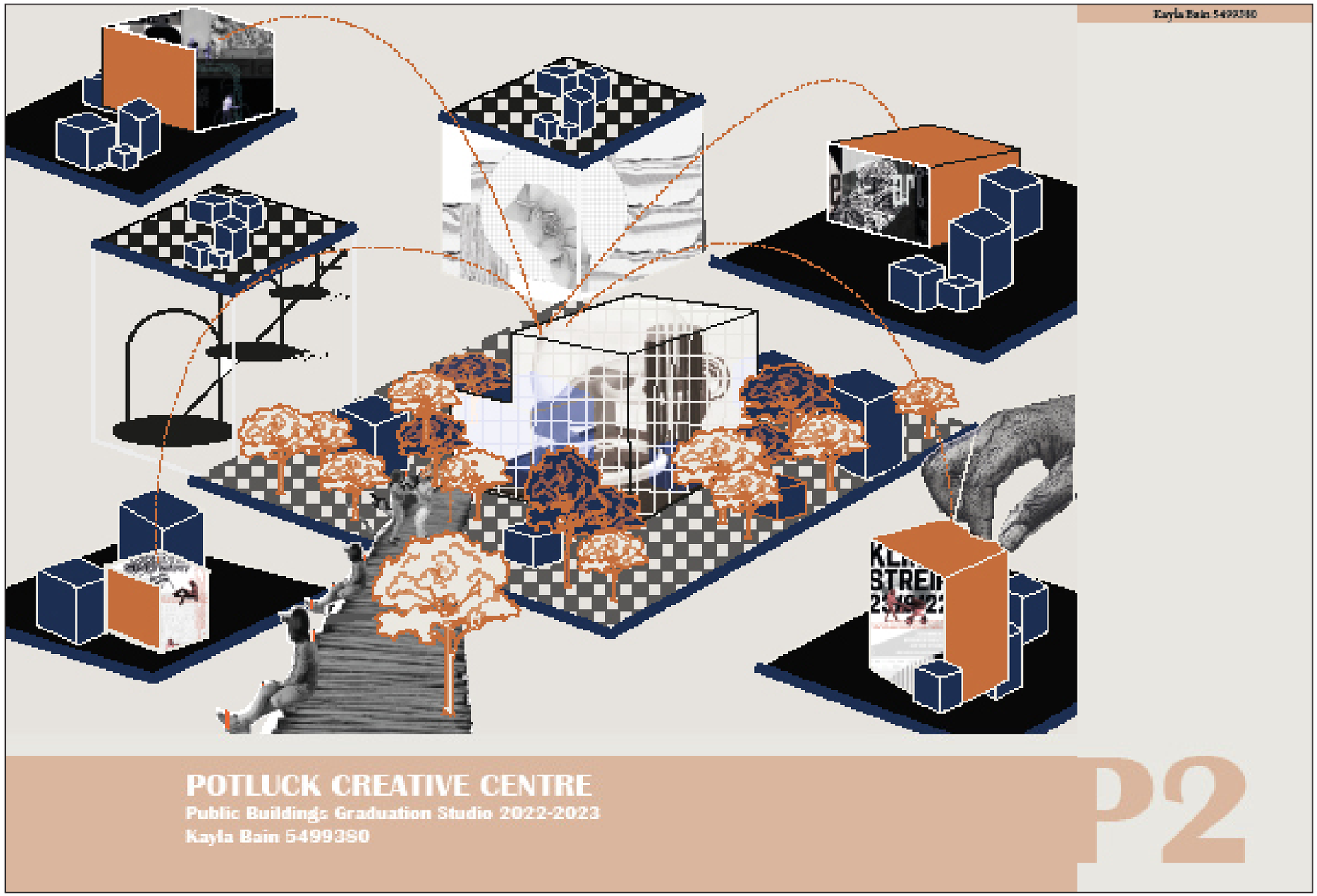
Kayla Bain 5499380
POTLUCK CREATIVE CENTRE
Public Building: Graduation Studio 2022-2023
Kayla Bain 5499380
P2

W 2.8-2.10

POTLUCK: Creative Centre

The Commons goal is to create a public condensor which joins multiple creative forms to make one space of learning, making, and expressing in an experimental sense for varios groups of people.

W 2.8-2.10

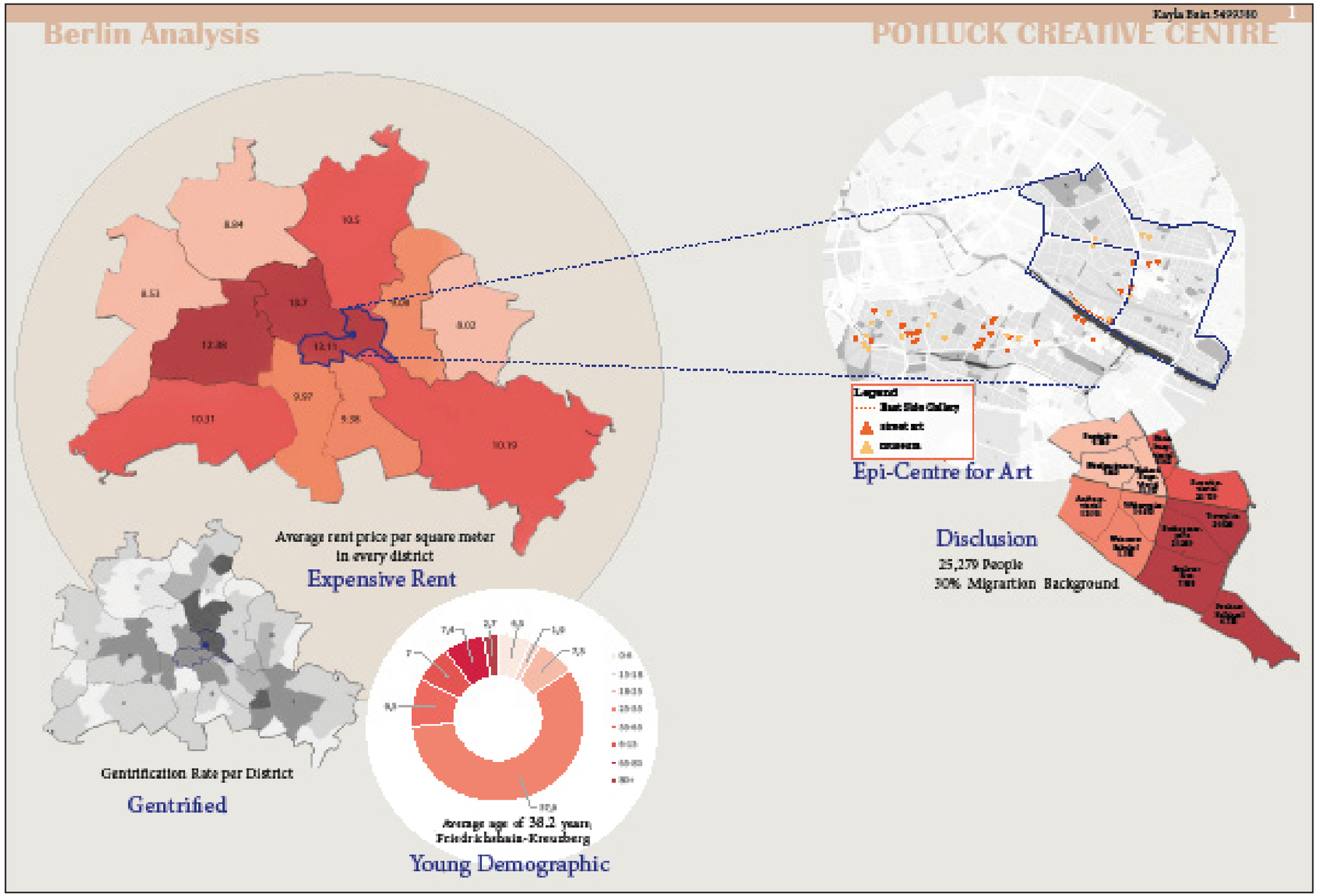
Berlin Analysis
POTLUCK CREATIVE CENTRE
Average rent price per square meter
in every district
Expensive Rent
Gentrification Rate per District
Gentrified
Average age of 38.2 years
Friedrichshain-Kreuzberg
Young Demographic
Legend
Epi-Centre for Art
Disclusion
25,279 People
30% Migration Background

W 2.8-2.10

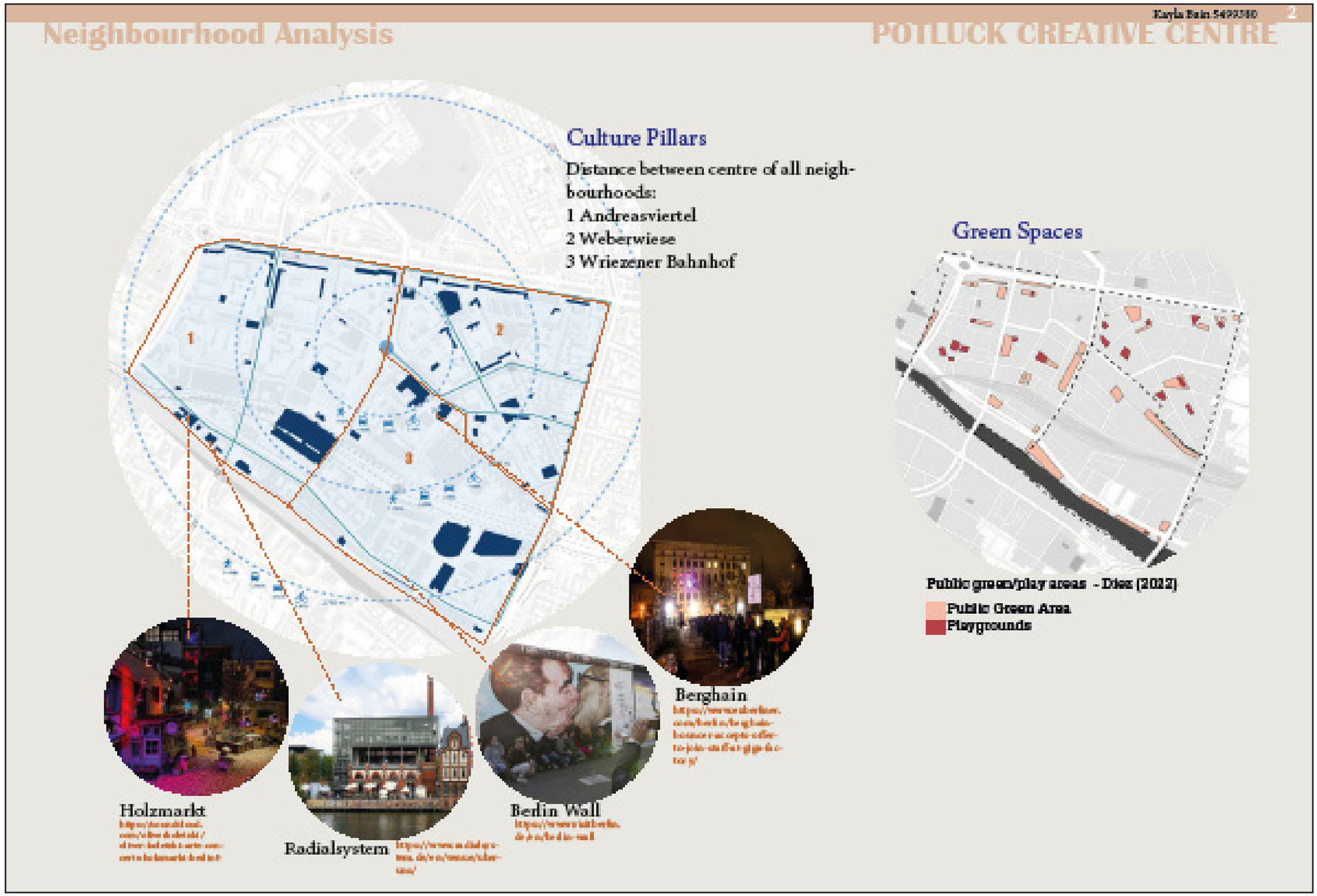
Kayla Bain 5493310
2
Neighbourhood Analysis
POTLUCK CREATIVE CENTRE
Culture Pillars
Distance between centre of all neighbourhoods:
1 Andreasviertel
2 Weberwiese
3 Wriezener Bahnhof
1
2
3
Green Spaces
Public green/play areas - Dies (2022)
Public Green Area
Playgrounds
Holzmarkt
Radialsystem
Berlin Wall
Berghain

W 2.8-2.10

Problem Statement

POTLUCK CREATIVE CENTRE

TD Pysho-geography Map

Problem Statement

Lack of Spaces for Various Creative Forms

Problem Question

How can various Informal Creative Forms be translated into spaces in a Flexible Formal Space?

W 2.8-2.10

Program Goals

POTLUCK CREATIVE CENTRE



Public Condensor Goal

Joining multiple creative forms to make one space of learning, making, and expressing in an experimental Public Condenser

Analysis Suggestions

More Affordable Studio Spaces

More of Spaces to teach different types of creative forms

Interview Suggestions

Keep Quite areas quite

More places 'made by people'

More Green Space

Space to sell and receive income from trades

Montage of Potluck Creative Center

W 2.8-2.10

Program

POTLUCK CREATIVE CENTRE

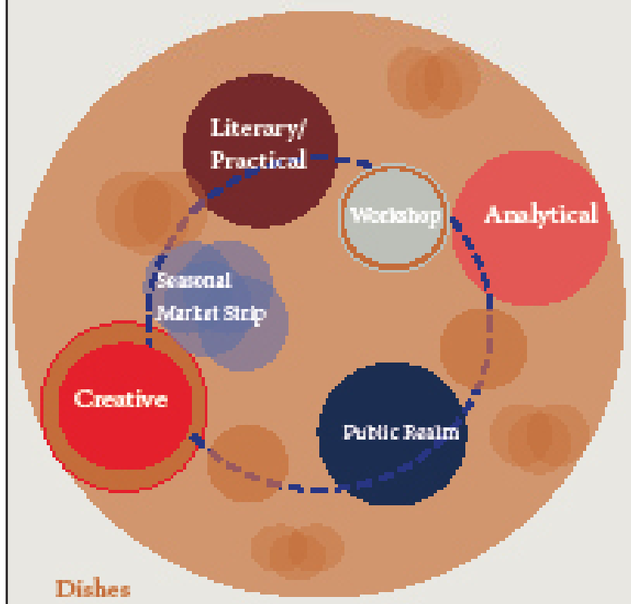

[Text Book Definition] Potluck:

A communal meal to which multiple people bring a collection of different dishes to share in one space.

Dishes

Berlin Archipelago Theory
Creative Islands which are seperate buildings, connected through a networking system via green park. These creative islands will differ in program and cater to various types of learning, and making different trades.

Collection



Spaces where people can gather to showcase their trades and products, to gain income or exposure. Some spaces will be seasonal and can transform based the demands and climate.

One Space



A masterplan which allows the park (lanscape design and activities) to be the networking element between the creative islands and functions.

Masterplan 7,300m2

Creative Building	1440m2
(7) Art Studios	336m2
(8)Learning Workshop Spaces	240m2
Lounge Space	100m2
Free Flexible Space and Reception	200m2
Service Spaces	204m2
Circulation	30%
Analytical Building	1270m2
Open Learning	430m2
Multimedia Flexible Space and Reception	110m2
Experimental Open Working Area	120m2
(3)Classrooms	253m2
Service	90m2
Circulation	30%
Literary/Practical Building	1300m2
Cooking	80m2
Lounge	140m2
(3)Startup rooms	200m2
Library/Free Space and Reception	400m2
Service	180m2
Public Realm	1560m2
Auditorium	600m2
Cafe	300m2
Shop	300m2
Service	700m2
Circulation	30%
Workshop	1200m2
Market Strip	500m2

Landscape Interventions
Squares for Installations
Urban Farming
Green House Pods
Botanical Areas

W 2.8-2.10

Kayla Bain 5492380

3 Sites Analysis

POTLUCK CREATIVE CENTRE

Green Lung for Neighbourghoods

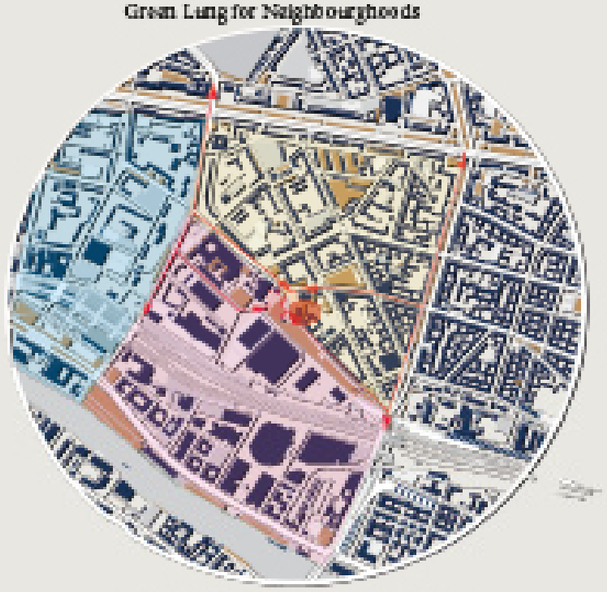

Central Neighbourghood and Access

Focal Point from functions
Buildings with functions that relate to program

Functions:
- Barbaria
- Clubs
- School
- Homeless Shelter

Inside Pathways
Main Pathways
Secondary Pathways
Main view points

Parking/Car Lots
Unidentified Green space
Barrier Lines
Green Parks
Private Green Space

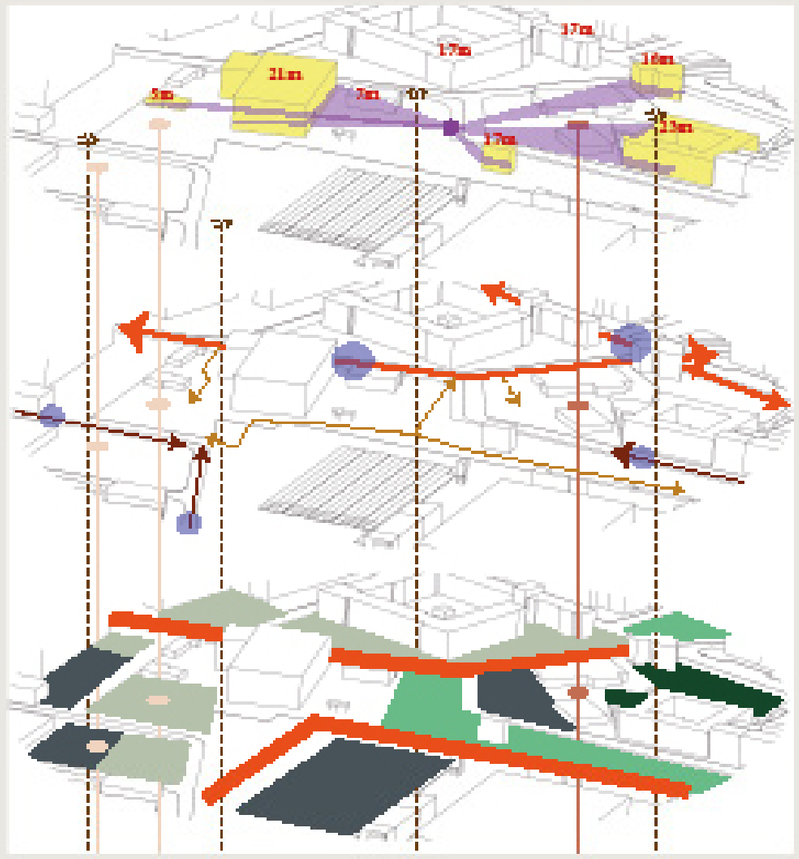

W 2.8-2.10


Kayla Bain 5493380
Urban Site Analysis
POTLUCK CREATIVE CENTRE
Existing Green Areas
New Green Lung
Main Connection Routes from Green Lung to existing
Commercial and Neighbourhood Mix
Neighbourhood
Industrialized Area
Green Lung for Central Neighbourghoods
Zoning of Land Use

W 2.8-2.10

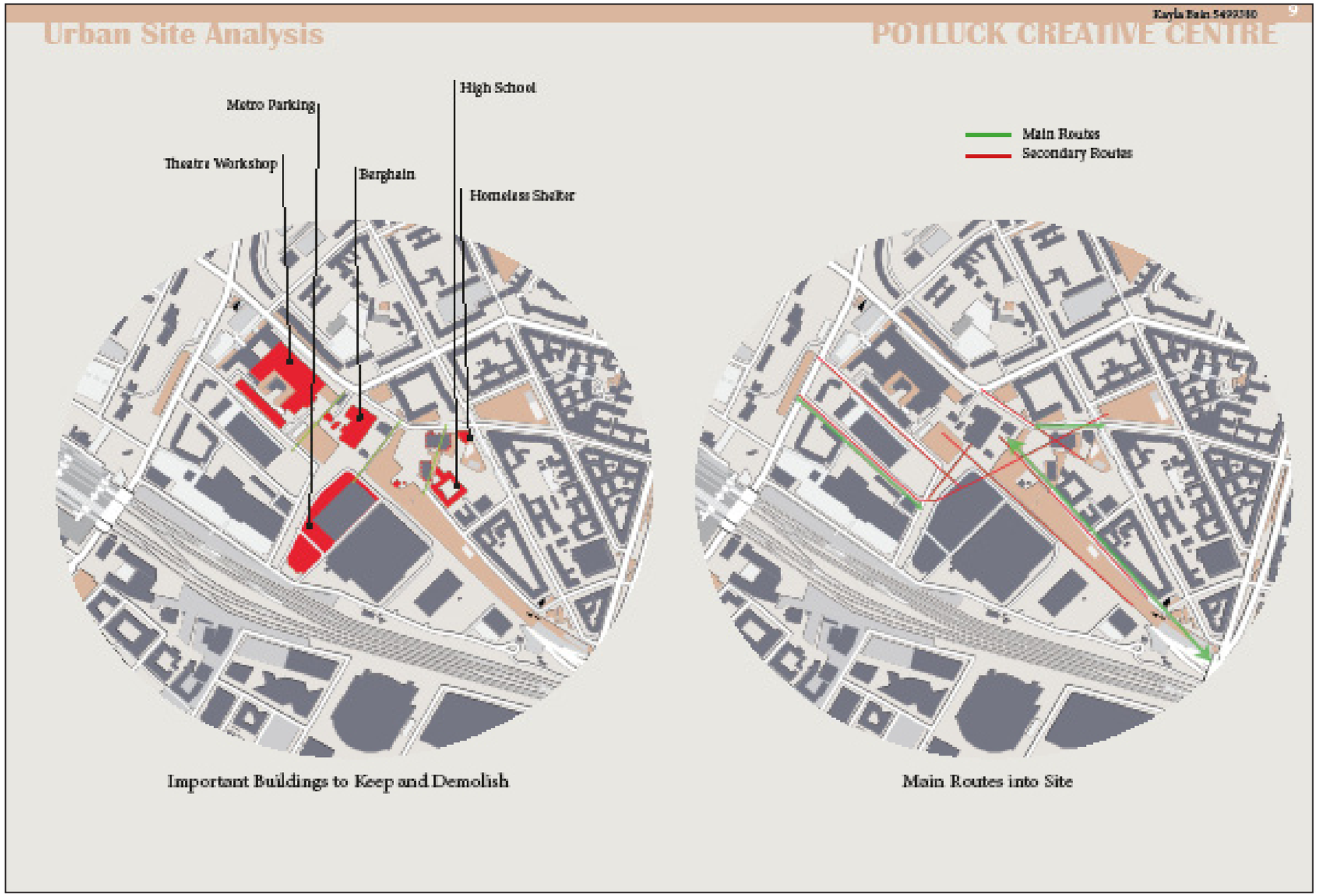
Kayla Bain 5493380
9
Urban Site Analysis
POTLUCK CREATIVE CENTRE
Metro Parking
High School
Theatre Workshop
Barghain
Homeless Shelter
Main Routes
Secondary Routes
Important Buildings to Keep and Demolish
Main Routes into Site

W 2.8-2.10

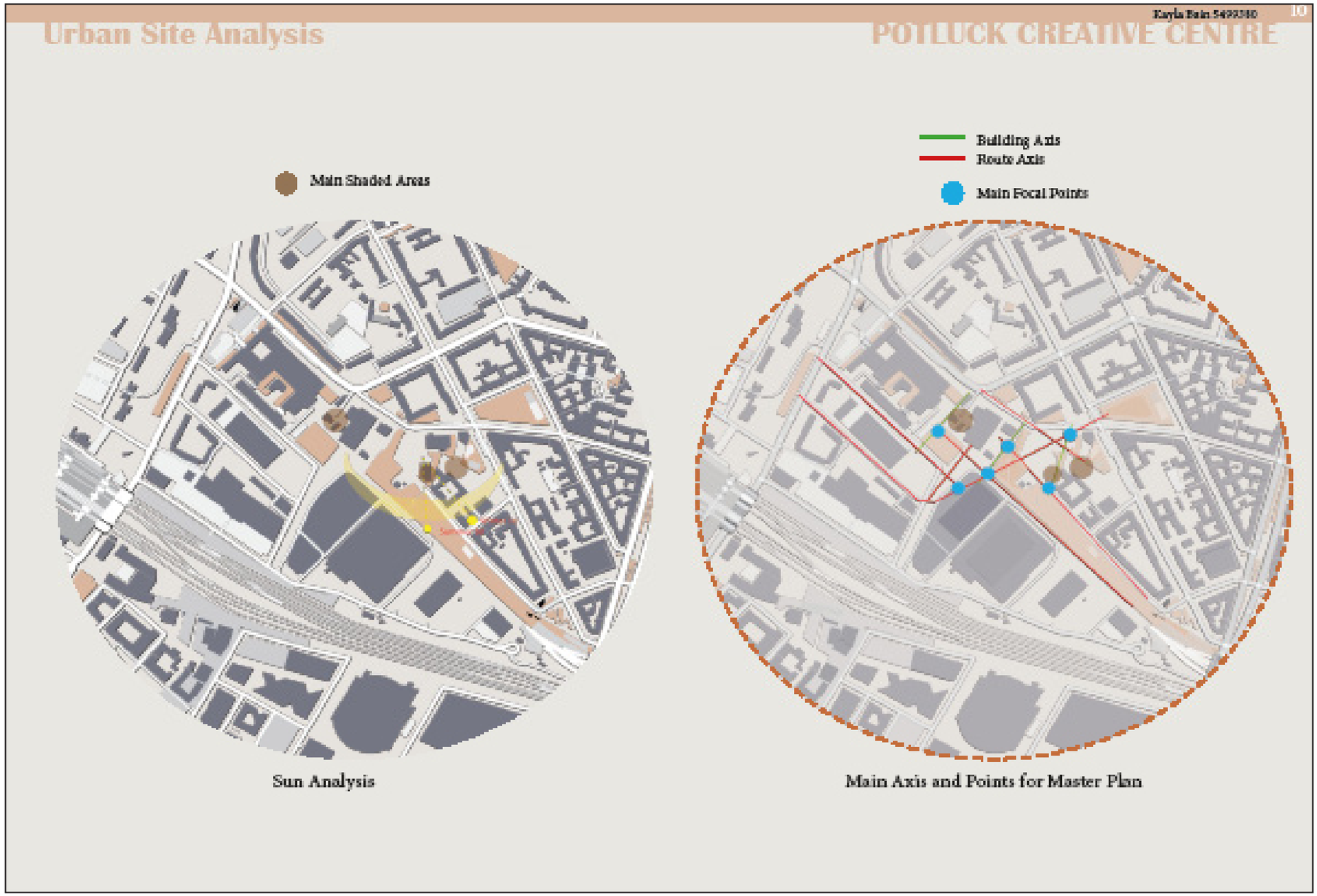
Kayla Bain 5492380
10
Urban Site Analysis
POTLUCK CREATIVE CENTRE
Main Shaded Areas
Building Axis
Route Axis
Main Focal Points
Sun Analysis
Main Axis and Points for Master Plan

W 2.8-2.10

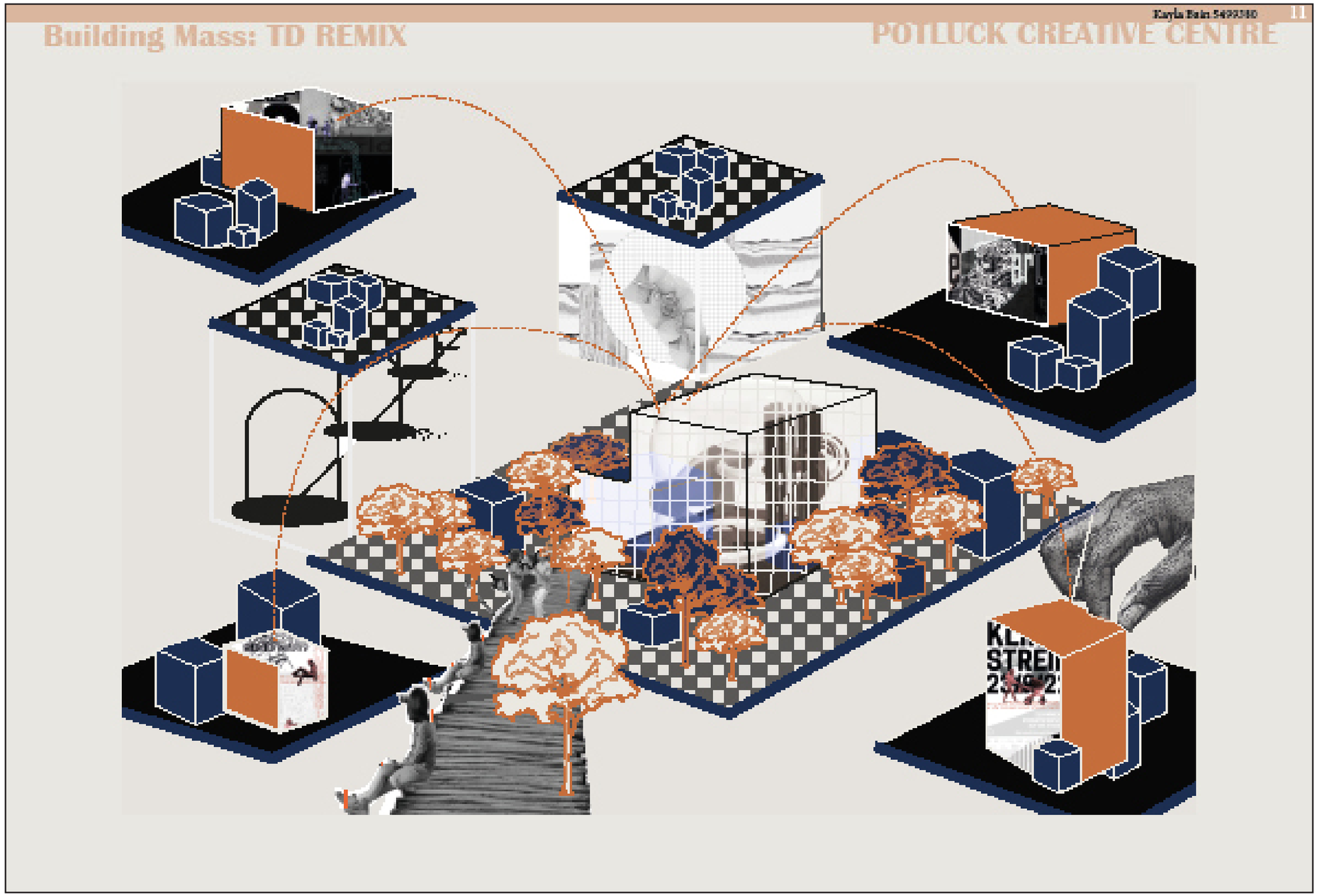
Kayla Bain 5499380
11
Building Mass: TD REMIX
POTLUCK CREATIVE CENTRE

W 2.8-2.10

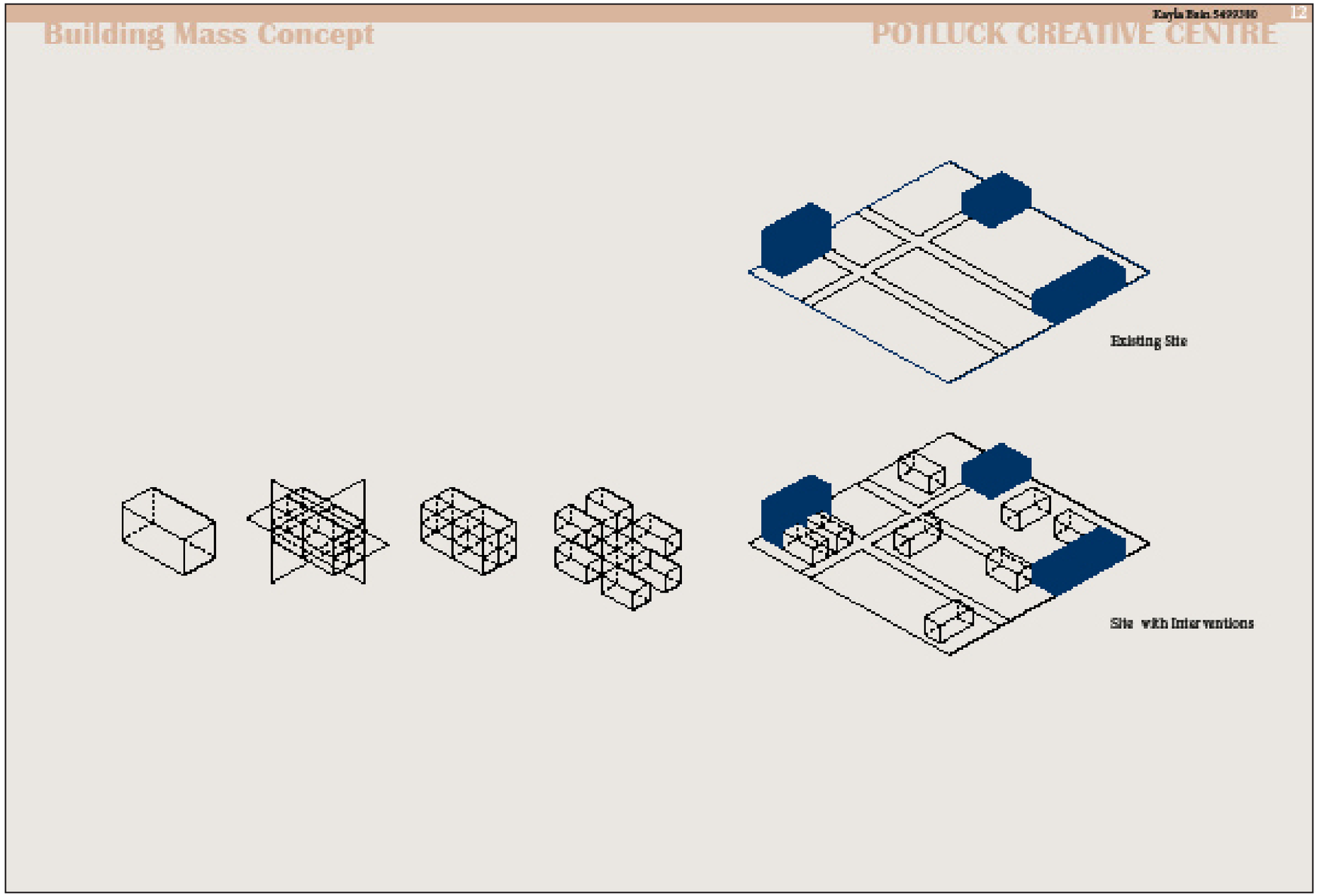
Kayla Bain 5492380
12
Building Mass Concept
POTLUCK CREATIVE CENTRE
Existing Site
Site with Interventions

W 2.8-2.10

Building Mass Concept

POTLUCK CREATIVE CENTRE

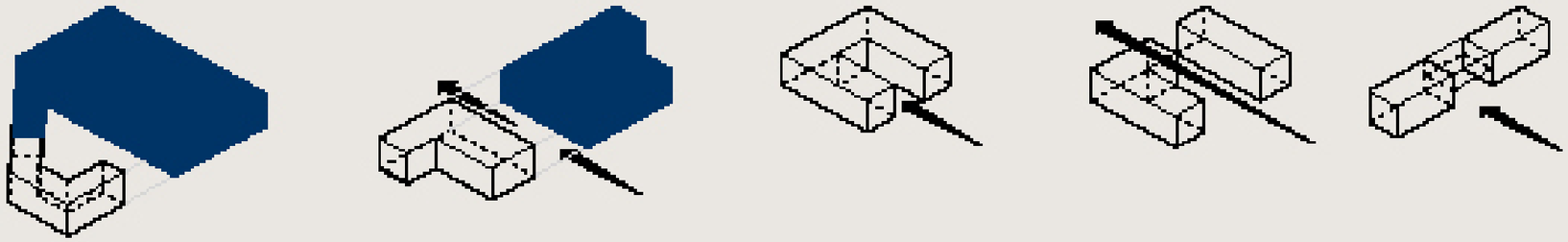

Strategy 1

Strategy 2

Strategy 3

Strategy 4

Strategy 5

W 2.8-2.10

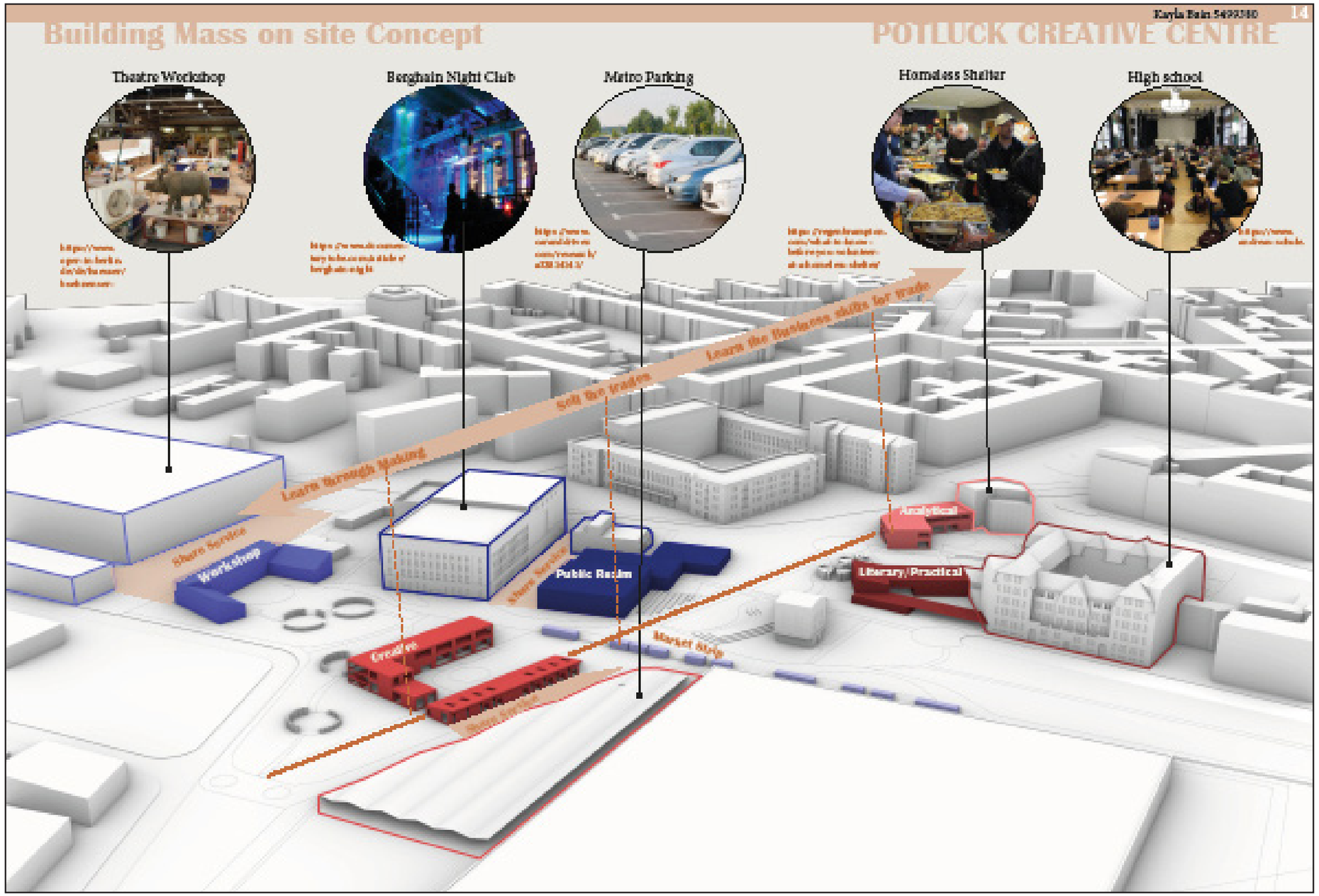
Kayla Bain 5492380
14
Building Mass on site Concept
POTLUCK CREATIVE CENTRE
Theatre Workshop
Berghain Night Club
Metro Parking
Homeless Shelter
High school
Learn through Making
Sell the trades
Learn the business skills for trade
Share Service
Workshop
Public Realm
Creation
Market Style
Literary/Practical

W 2.8-2.10

Kayla Bain 5493380
15
MasterPlan: Atmosphere
POTLUCK CREATIVE CENTRE
public
making
learning
Zoning Diagram
Circulation Diagram
Market Strip
Public Realm
Workshop
Analytical Building
Creative Building
Literacy/Practical Buildings
Master Plan 1:1000
N
Workshop
Public Realm
Market Strip
Analytical Building
Literacy/Practical Building
Site Section A

W 2.8-2.10

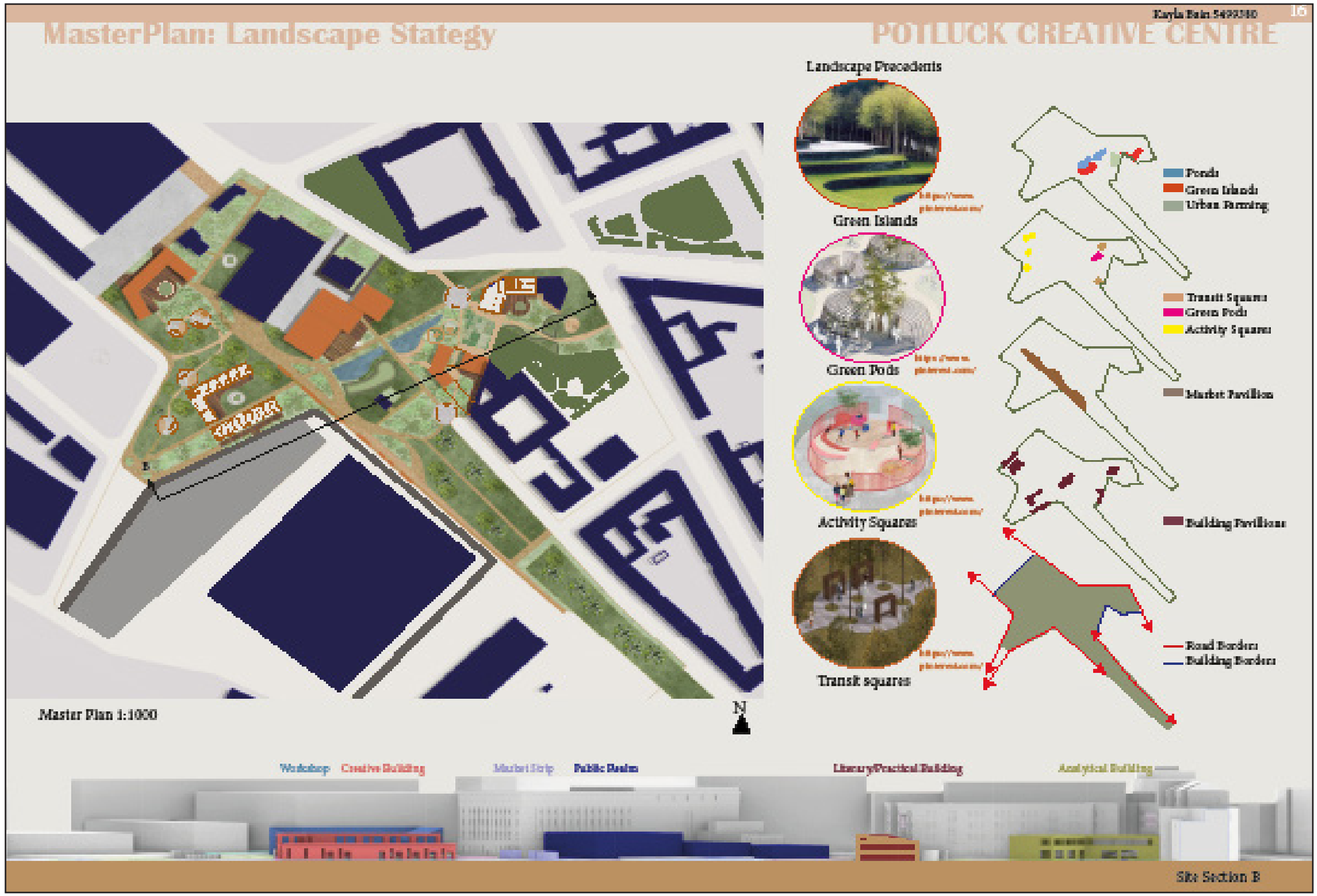
Kayla Bain 5499380
16
MasterPlan: Landscape Stategy
POTLUCK CREATIVE CENTRE
Landscape Precedents
Green Islands
Green Pods
Activity Squares
Transit squares
Ponds
Green Islands
Urban Farming
Transit Squares
Green Pods
Activity Squares
Market Pavilion
Building Pavilions
Road Borders
Building Borders
Master Plan 1:1000
N
Workshop
Creative Building
Market Strip
Public Realm
Literary/Practical Building
Analytical Building
Site Section B

W 2.8-2.10

Sustainability Stategy

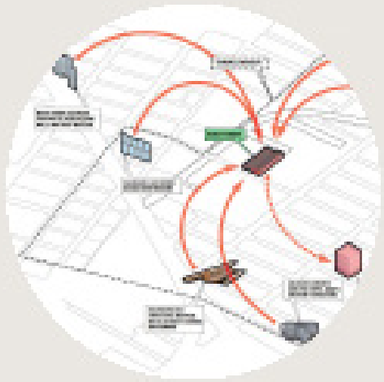

Urban Mining

https://circulaire.brussels/wp-content/uploads/2020/10/Urban-Mining.pdf



Native Landscaping

https://greenplainsnursery.com/2018/05/native-landscape-design-advice-native-look/

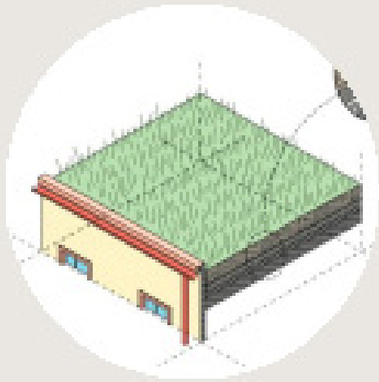

Green Roof

https://www.mdpi.com/2071-1050/9/5/734

Lifecycle of building materials

https://www.researchgate.net/publication/270161153_Sustainability_Reliability_and_Cost_Effectiveness_Survey_of_Stabilized_Rammed_Earth/figures?lo=1

W 2.8-2.10

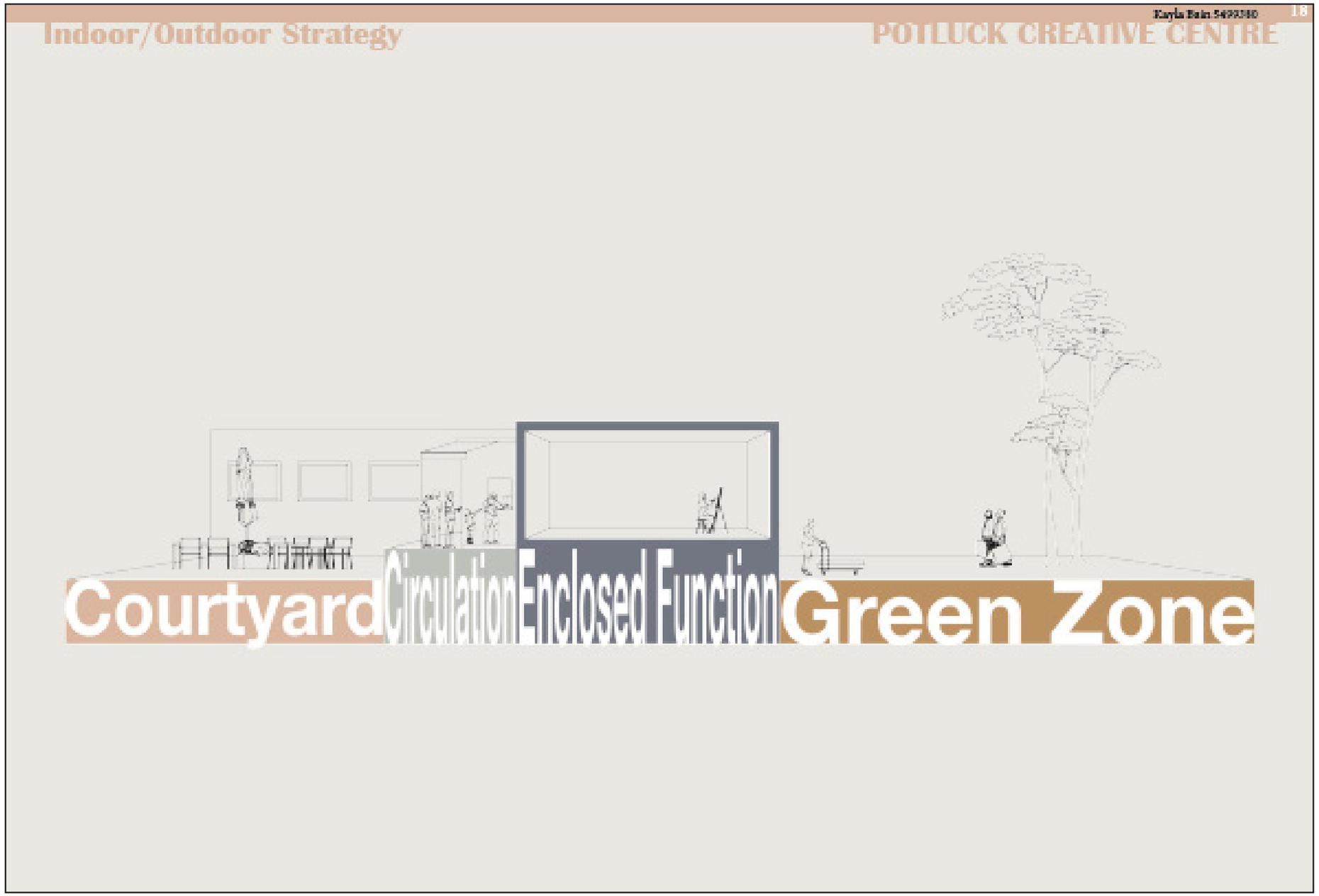
Kayla Bain 5492340
18
Indoor/Outdoor Strategy
POTLUCK CREATIVE CENTRE
Courtyard
Circulation
Enclosed Function
Green Zone

W 2.8-2.10

Kayla Bain 5499380

Atmosphere: ANALYTICAL BUILDING

POTLUCK CREATIVE CENTRE

Atmosphere of Analytical Building
(Collage Atmosphere)



View looking from Market Strip



View looking from Commonplace

View looking from street between
Fire Station and Berghain



View from existing volleyball court

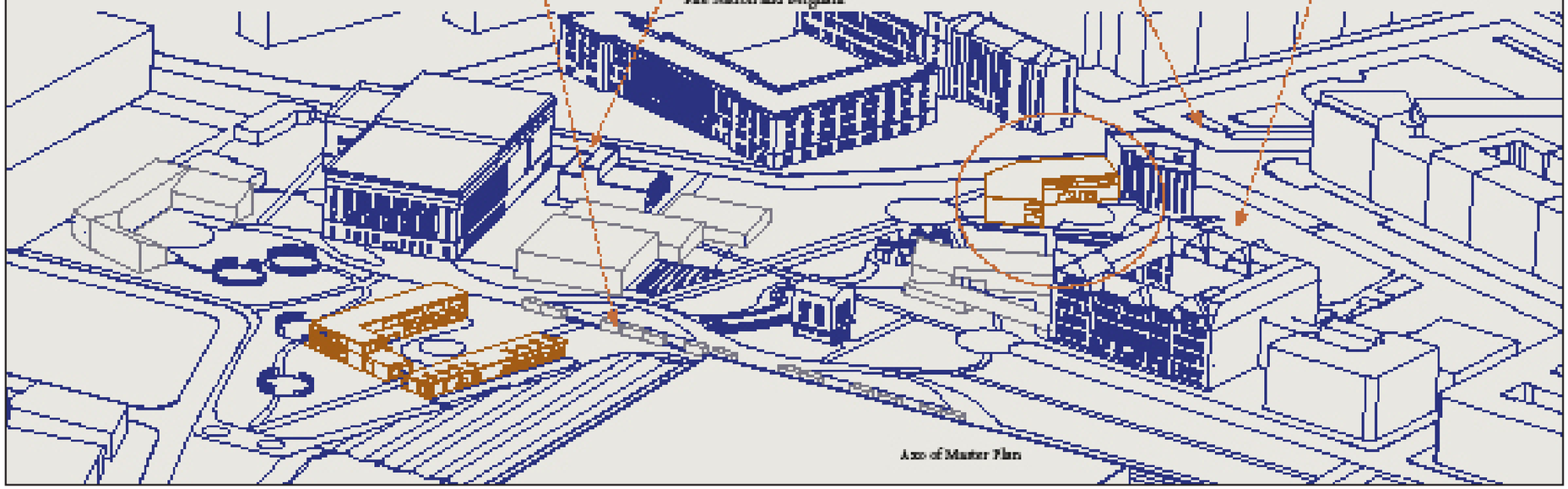

Axo of Master Plan

W 2.8-2.10

Kayla Bain 5492380

Materiality: ANALYTICAL BUILDING

POTLUCK CREATIVE CENTRE



Timber Cladding

https://www.ruanwood.co.uk/

Timber Structure

https://www.ruanwood.co.uk/ https://tim-bethomelic.com/tore-we-build/stain-a-timber-frame/

Green Roof

https://www.urbangreenbluegrids.com/measures/green-roofs/intensive-green-roofs/

Green Wall

https://www.pinterest.com/pin/441696615249511869/



Red Brick
(urban mined from demolished buildings)

https://stock.adobe.com/uk/search?k=%22red+brick+texture%22&asset_id=174145554



Axo of Analytical Building

Atmosphere of Analytical Building
(Collage Atmosphere)

W 2.8-2.10

Zoning and Circulation: ANALYTICAL BUILDING

POTLUCK CREATIVE CENTRE

Ground Floor Plan 1:500

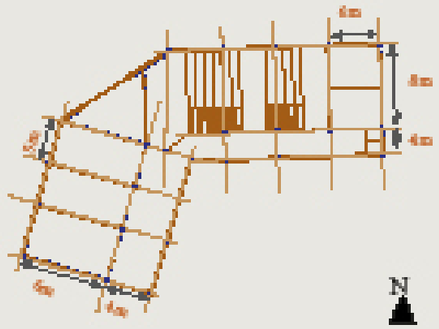

First Floor Plan 1:500

Analytical Building	1270m2
Open Learning	430m2
Multimedia Flexible Space and Reception	110m2
(3)Classrooms	253m2
Experimental Open Working Area	120m2
Service	90m2
HorizontalCirculation	30%
Vertical Circulation	

Zoning Axo Diagram

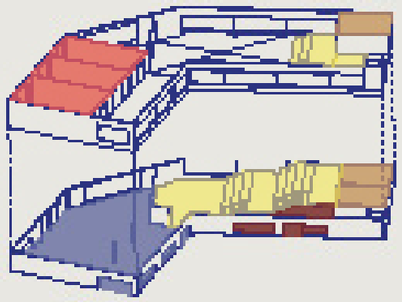

Circulation Axo Diagram

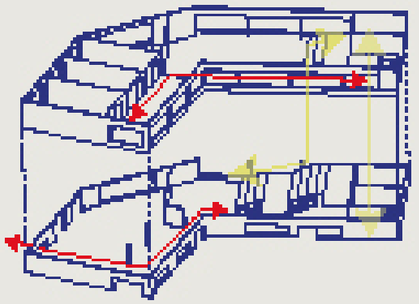

W 2.8-2.10

Kayla Bain 5492380

Interioir Section: ANALYTICAL BUILDING

POTLUCK CREATIVE CENTRE

Classrooms
Evolution 7s Office Space
Hecker Guthrie

https://www.research-gate.net/publication/320473696_Evolution_of_workspace_concepts_from_office_structures_-_A_case_study/figures?lo=1

https://futurium.de/en/exhibition

Multimedia Exhibition Space
Futurium
Christoph Richter and Jan Musikowski

Analytical Building	1270m2
Open Learning	430m2
Multimedia Flexible Space and Reception	110m2
(3)Classrooms	253m2
Experimental Open Working Area	120m2
Service	90m2

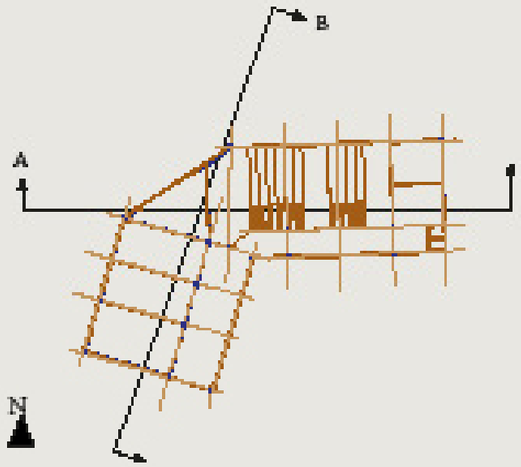

Experimental Open Work Area
https://www.pinterest.com/pin/139047614132284697/

Orange Hall
TUDelft Architecture Faculty
https://www.tudelft.nl/en/architecture-and-the-built-environment/news/2018/the-why-factory-inaugurated/

Analytical Building Section B 1:500

Analytical Building Section A 1:500

W 2.8-2.10

Kayla Bain 5492380

Atmosphere: CREATIVE BUILDING

POTLUCK CREATIVE CENTRE

View from street adjacent to Workshop

View from main axis path next to Auditorium

Atmosphere of Creative Building
(Collage Atmosphere)

View from south entrance by parking

View from infront of Nowhere entrance

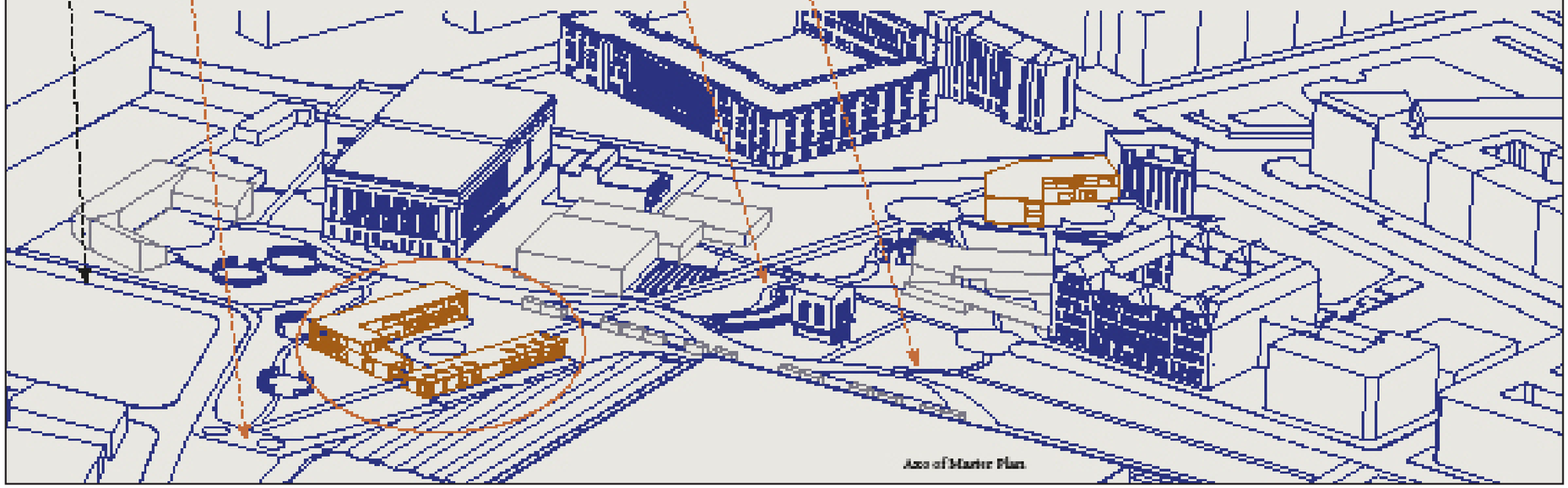

Axo of Master Plan

W 2.8-2.10

Kayla Bain 5499380

Materiality: CREATIVE BUILDING

POTLUCK CREATIVE CENTRE



Timber Cladding

https://www.sunwood.co.uk/

Timber Structure

https://www.sunwood.co.uk/https://timberbuildingsuk.com/how-we-build/what-is-a-timber-frame/

Green Roof

https://www.urbangreenblueprint.com/case-studies/case-study-green-roofs/

Shipping Container -Urban Mined

https://www.gamecontainers.com/containers-what-price-beyond-value/



Metal Fabric - Outdoor Cladding

https://www.archiexpo.com/catalog/architecture/product-1223/mineral-fabric-outdoor-cladding-tristadecor-113585.html?_source=manufacturer&_platform=grid-keyfind_name=previous_image

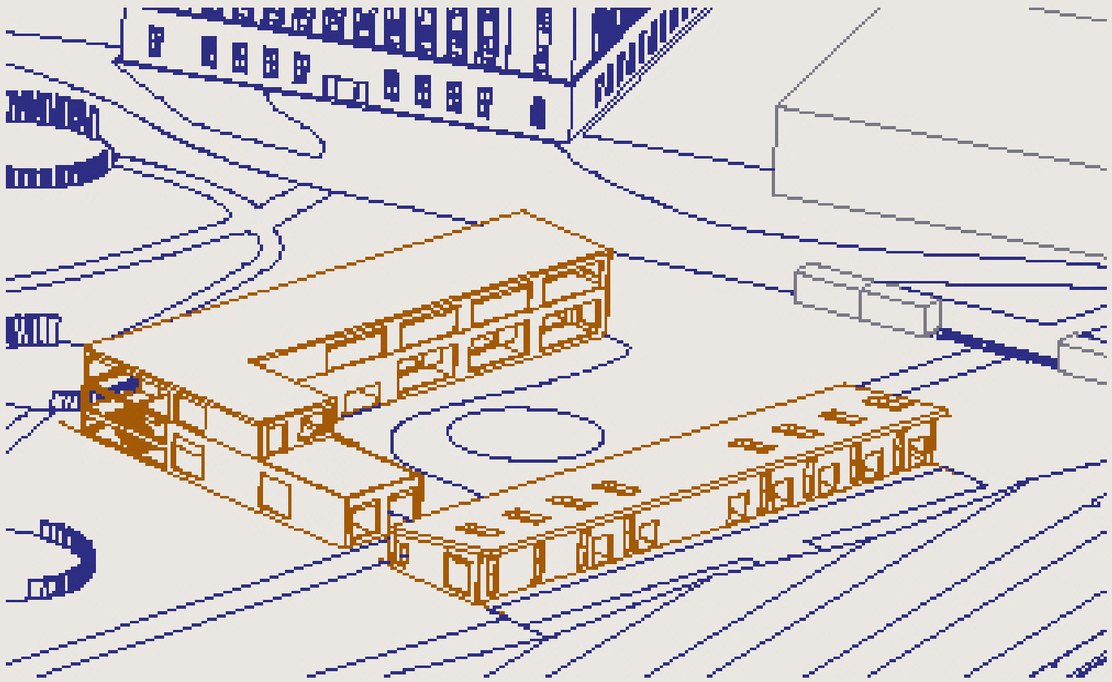

Axo of Creative Building

Atmosphere of Creative Building
(Collage Atmosphere)

W 2.8-2.10

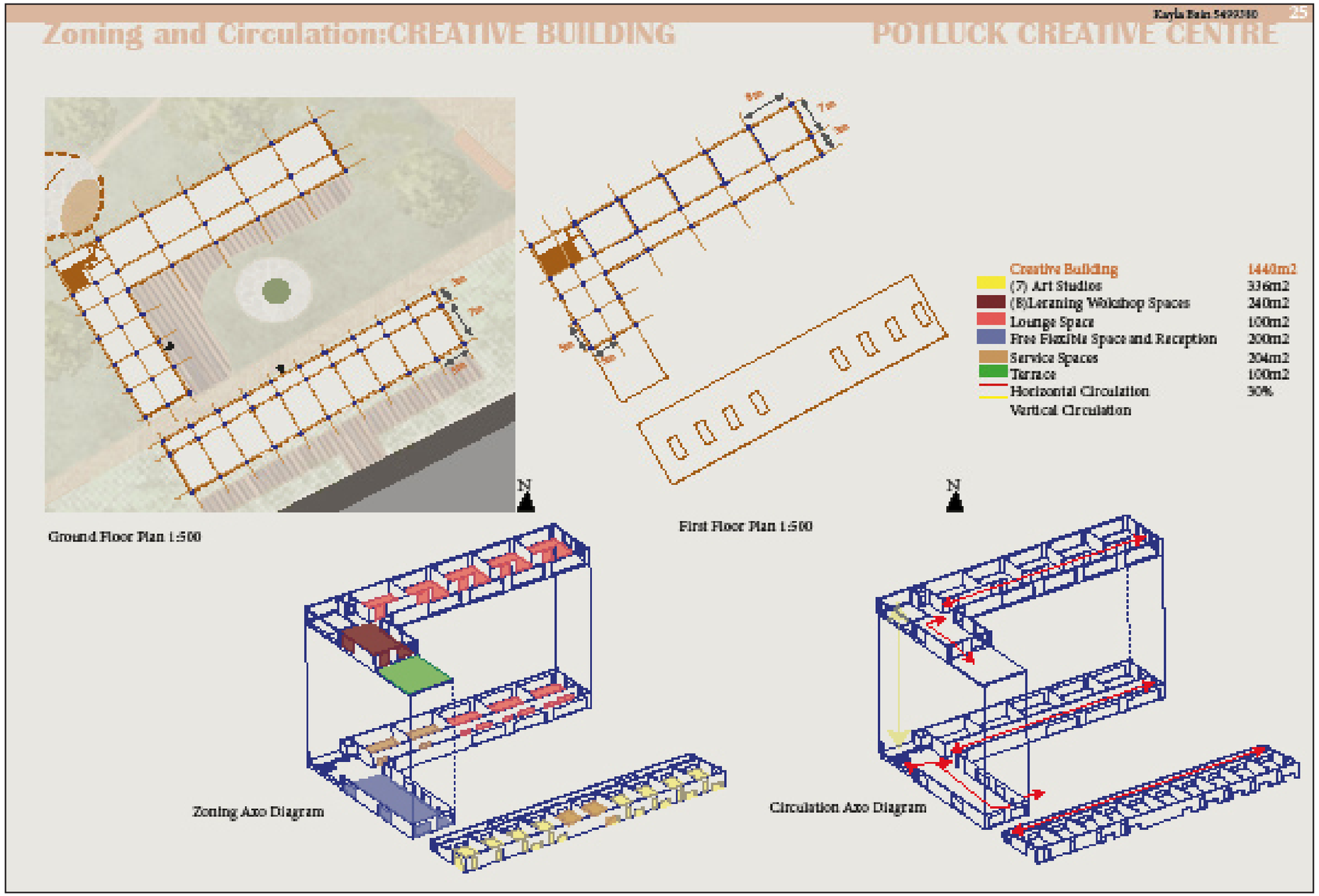
Kayla Bain 5499380
25
Zoning and Circulation:CREATIVE BUILDING
POTLUCK CREATIVE CENTRE
Creative Building 1440m2
(7) Art Studios 336m2
(8)Learning Wokshop Spaces 240m2
Lounge Space 100m2
Free Flexible Space and Reception 200m2
Service Spaces 204m2
Terrace 100m2
Horizontal Circulation 30%
Vertical Circulation
N
Ground Floor Plan 1:500
N
First Floor Plan 1:500
Zoning Axo Diagram
Circulation Axo Diagram

W 2.8-2.10

Kayla Bain 5492380

Interioir Section: CREATIVE BUILDING

POTLUCK CREATIVE CENTRE

Creative Building	1440m2
(7) Art Studios	336m2
(8)Learning Wokshop Spaces	240m2
Woodworking	
Ceramics/Pottery	
Metal Work	
Graffiti Station	
Painting/Drawing	
Photography	
Technical Machinery	
Screen Printing/Poster Design	
Lounge Space	100m2
Free Flexible Space and Reception	200m2
Service Spaces	204m2

Public Lounge
GitHub Office San Francisco
FENNIE+MEHL Architects

https://www.pinterest.com/pin/418836960207613631/

Exhibition Space
Design Society Shenzhen
MVRDV

https://www.archdaily.com/projects/100/design-society-shenzhen

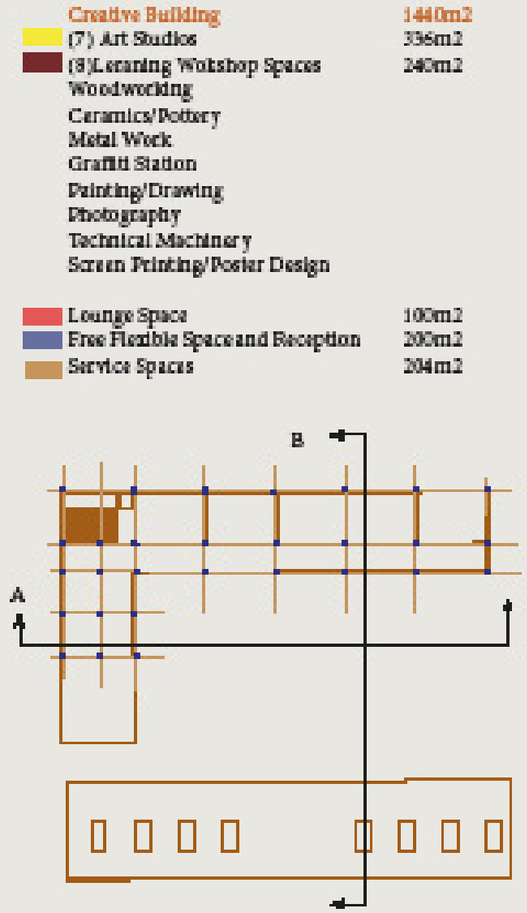

Workshop Teaching Spaces
Tudelft
Kraaijvanger Architects

https://www.tudelft.nl/

Art Studios

https://www.pinterest.com/pin/447645188357465184/

Creative Building Section A 1:500

Creative Building Section B 1:500

W 2.8-2.10

COMMONS

POTLUCK CREATIVE CENTRE

Montage of Potluck Creative Center

RESILIENCE

The Potluck allows resilience through landscape, where it can be programmed further in the future, giving it room to adapt. Similarly, the building's interioir is flexible and placed within a grid permitting new additions.

MULTIPLICITY

The Potluck focuses on accomodating different forms of creative outlets for the community. Giving them the space where they can learn: skills through making, business skills traditionally through library and classroom setting,open learning, and a space to sell their trades.

HYBRIDITY

This Potluck Creative Centre focuses on a hybrid between separate creative pillars and a park. This hybrid master plan allows for people in the community to not only interact with the pillars but also the enveloping park. Which has outdoor functions that cater to different types of users. People interested in interactive art, outdoor play areas, urban farming, and market spaces.

SUSTAINABILITY

The Potluck will incoporate 4 main design cycles:
-Urban Mining- Using bricks and shiping containers already existing on site, within buildings.
-Green Roof-Thermal Mass and Insulation
-Native landscape- Promoying nature ecosystem
-Lifecycle of building material- constructing buildings to where they can be deconstructed in the future and reused.

P2 POSTERS

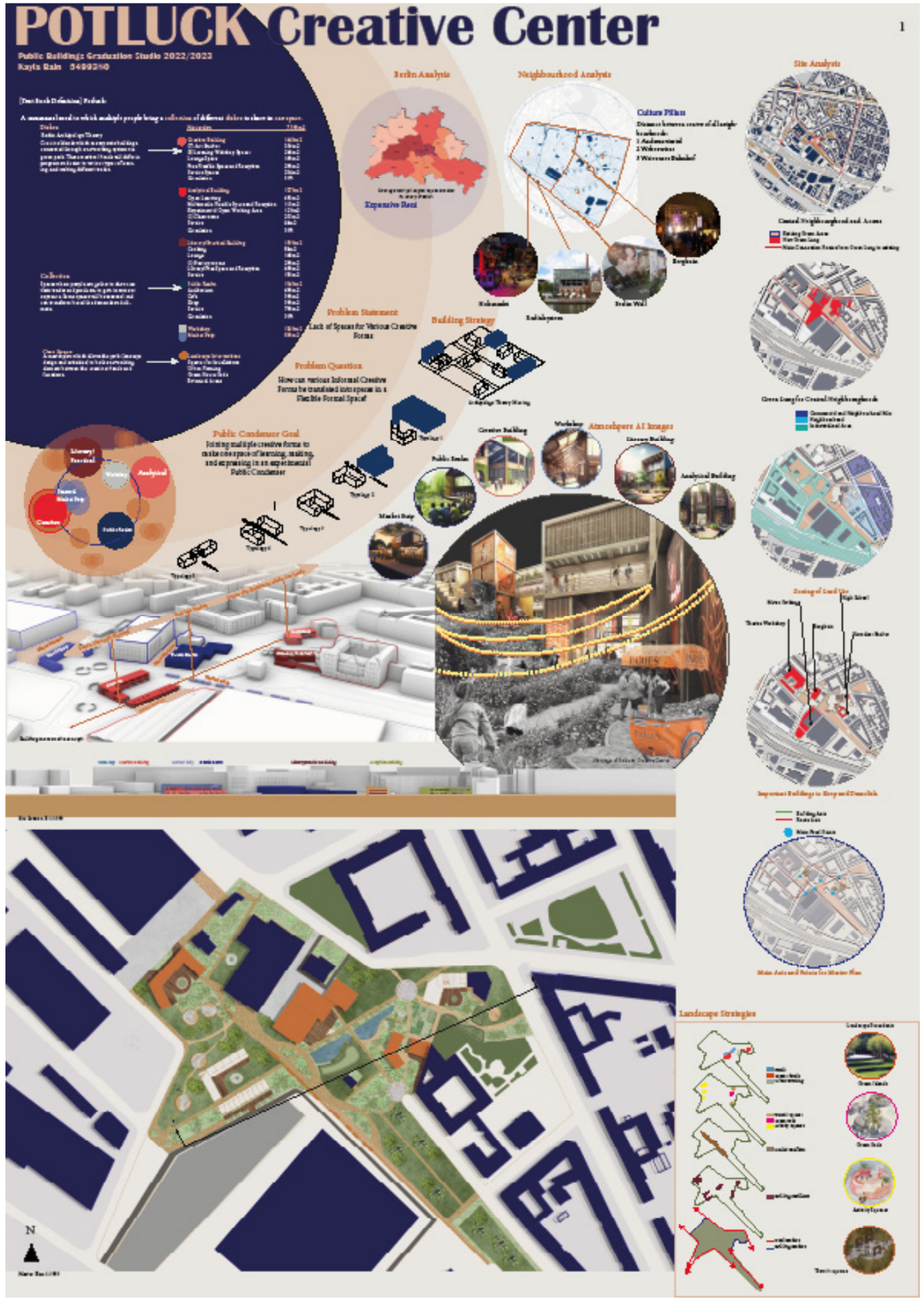
POTLUCK Creative Center
Public Building: Graduation Studio 2022/2023
Kayla Rain 5480260
Berlin Analysis
Neighbourhood Analysis
Site Analysis
Culture Pillars
Expensive Rent
Problem Statement
Lack of Spaces for Various Creative Forms
Building Strategy
Problem Question
How can various Informal Creative Forms be translated into spaces in a Flexible Formal Space?
Public Condenser Goal
Atmosphere AI Images
Landscape Strategies
N

P2 POSTERS

2
Creative Building
Kayla Rain 5488260
Room Precedents
Plans and Axon
Material Catalogue
Views
Master Plan Axo

TD Remix
3
Analytical Building
Kayla Rain 5488260
Room Precedents
Green Zone
Plans and Axon
Material Catalogue
Views
Master Plan Axo

Kayla Bain 5499380

POTLUCK CREATIVE CENTRE CAMPUS PROGRAM

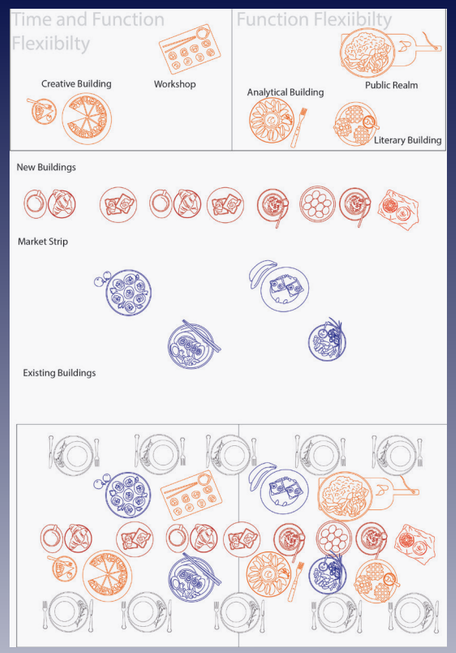

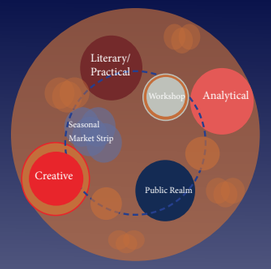

[Text Book Definition] Potluck:

A communal meal to which multiple people bring a COLLECTION of different DISHES to share in ONE SPACE.

Dishes

Creative Buildings which are seperate buildings, connected through a networking system via green park. These creative buildings will differ in program and cater to various types of learning, and making different trades.

Masterplan 7,300m2

Creative Building	1440m2
(7) Art Studios	336m2
(8)Leraning Wokshop Spaces	240m2
Lounge Space	100m2
Free Flexible Space and Reception	200m2
Service Spaces	204m2
Circulation	30%
Analytical Building	1270m2
Open Learning	430m2
Multimedia Flexible Space and Reception	110m2
Experimental Open Working Area	120m2
(3)Classrooms	253m2
Service	90m2
Circulation	30%
Literary/Practical Building	1300m2
Cooking	80m2
Lounge	140m2
(3)Startup rooms	200m2
Library/Free Space and Reception	400m2
Service	180m2
Public Realm	1560m2
Auditorium	600m2
Cafe	300m2
Shop	300m2
Service	700m2
Circulation	30%
Workshop	1200m2
Market Strip	500m2

Collection

Spaces where people can gather to showcase their trades and products, to gain income or exposure. Some spaces will be seasonal and can transform based the demands and climate.

One Space

A masterplan which allows the park (lanscape design and activities) to be the networking element between the creative islands and functions.

Landscape Interventions
Squares for Installations
Urban Farming
Green House Pods
Botanical Areas

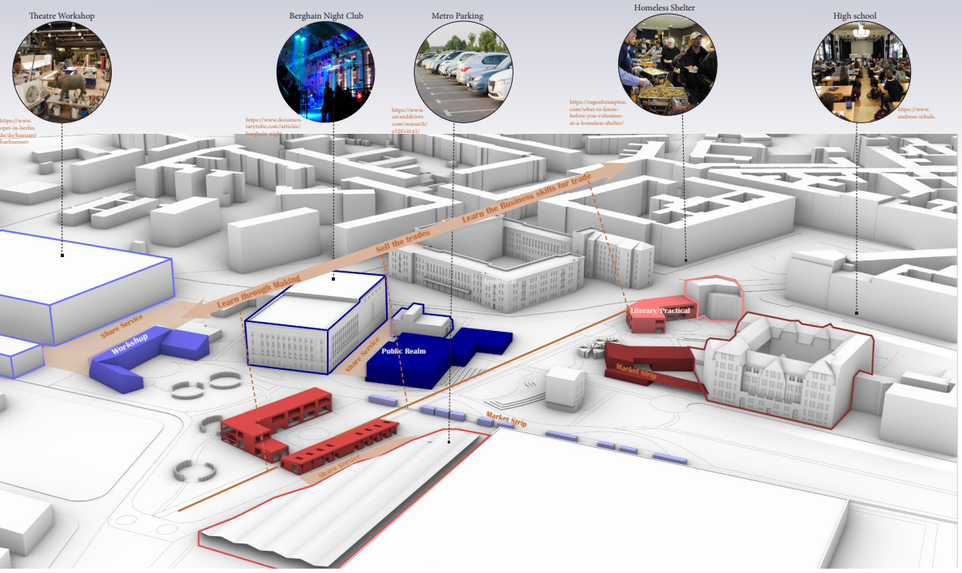

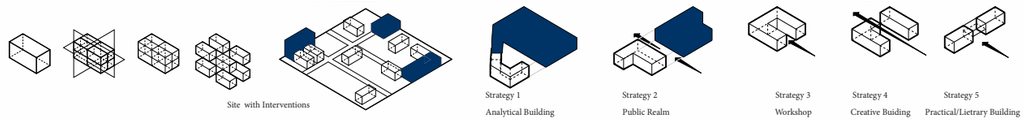

Kayla Bain 5499380

POTLUCK CREATIVE CENTRE CAMPUS SITE STRATEGY

View from infront of Nowhere entrance


View looking from Comeniusplatz

View looking from street between Fire Station and Berghain

Flexible Outdoor Space

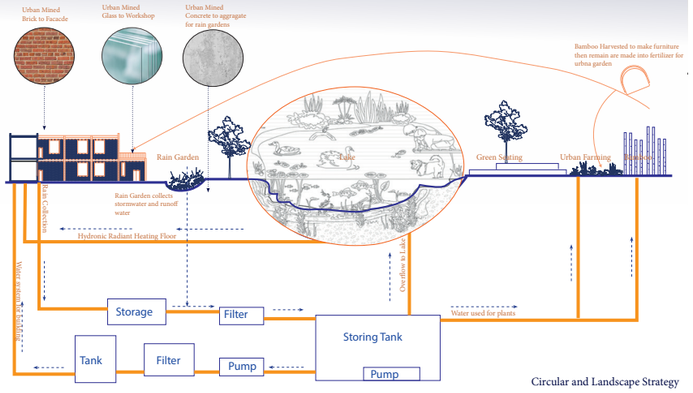

Circular and Landscape Strategy

Site Plan 1:1000



Site Section

P3 PRESENTATION

Kayla Bain 5499380

POTLUCK CREATIVE CENTRE
CAMPUS
STRUCTURE

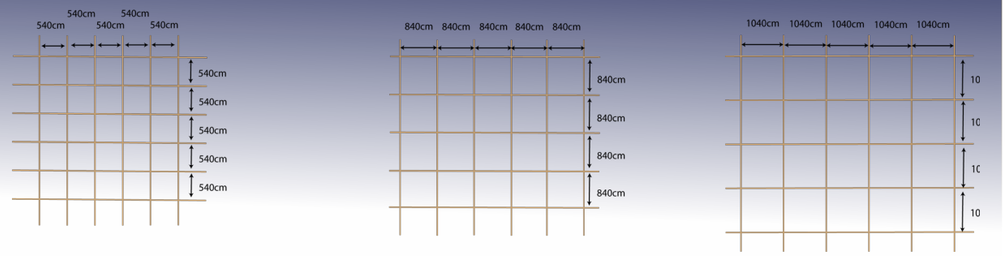

Time and Function Flexiblity

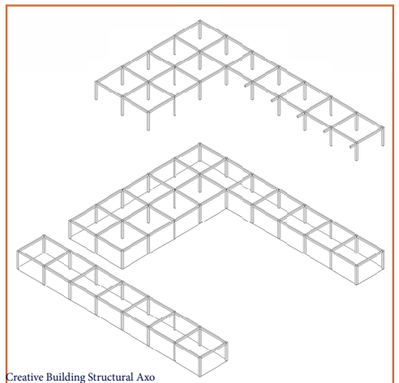

Creative Building Structural Axo

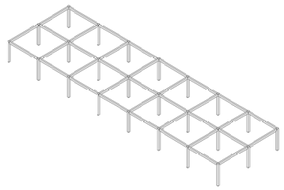

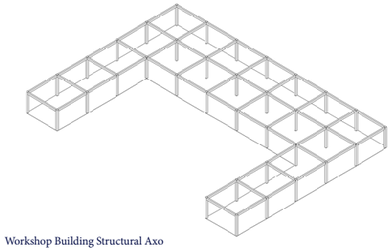

Workshop Building Structural Axo

Function Flexiblity

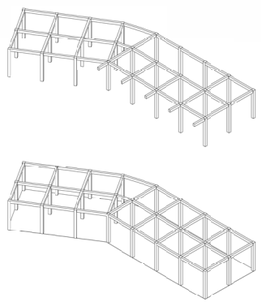

Analytical Building Structural Axo

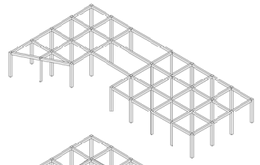

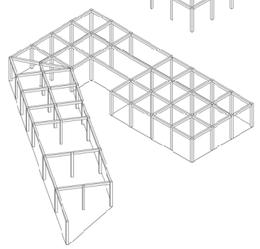

Practical/ Literary Building Structural Axo

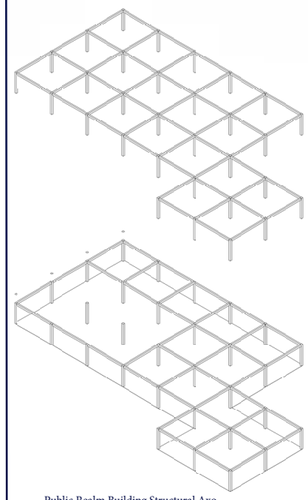

Public Realm Building Structural Axo

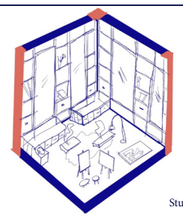

Studio Space 800cm x 800cm

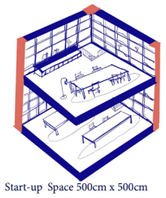

Start-up Space 500cm x 500cm

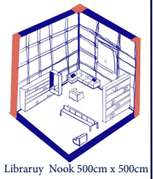

Libraruy Nook 500cm x 500cm

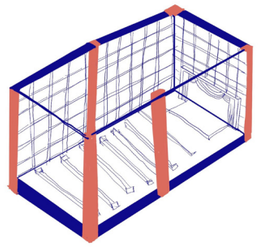

Seasonal Auditorium1000cm x 1000cm

Kayla Bain 5499380

POTLUCK CREATIVE CENTRE
CAMPUS
CREATIVE BUILDING

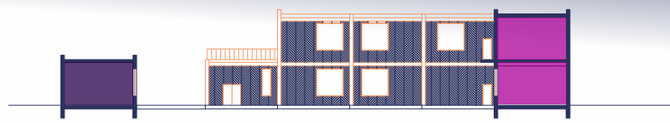

Creative Building Section 1:200



First Floor 1:200

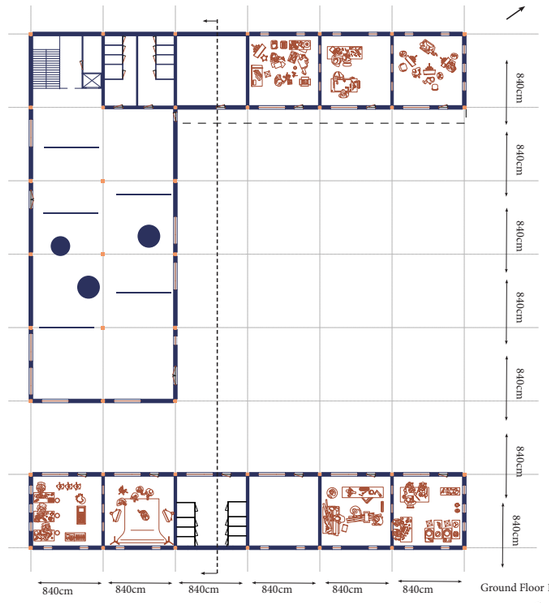

Ground Floor 1:200

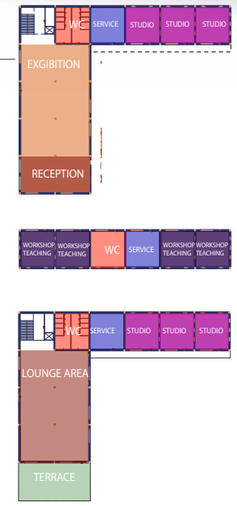

Creative Building Program

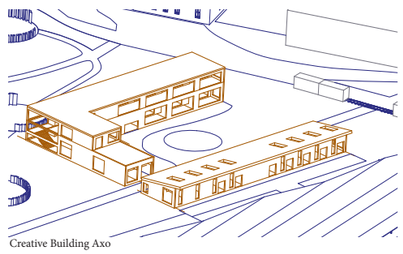

Creative Building Axo

Workshop Teaching Space

P3 PRESENTATION

Kayla Bain 5499380

POTLUCK CREATIVE CENTRE
CAMPUS
STRUCTURE STRATEGY

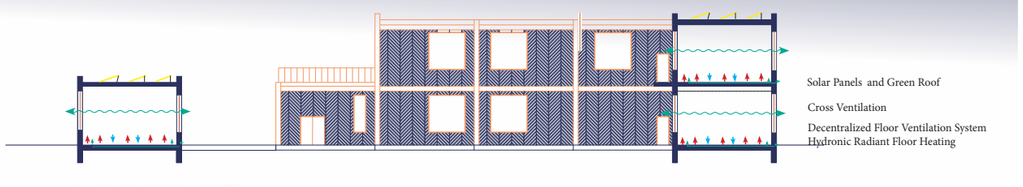

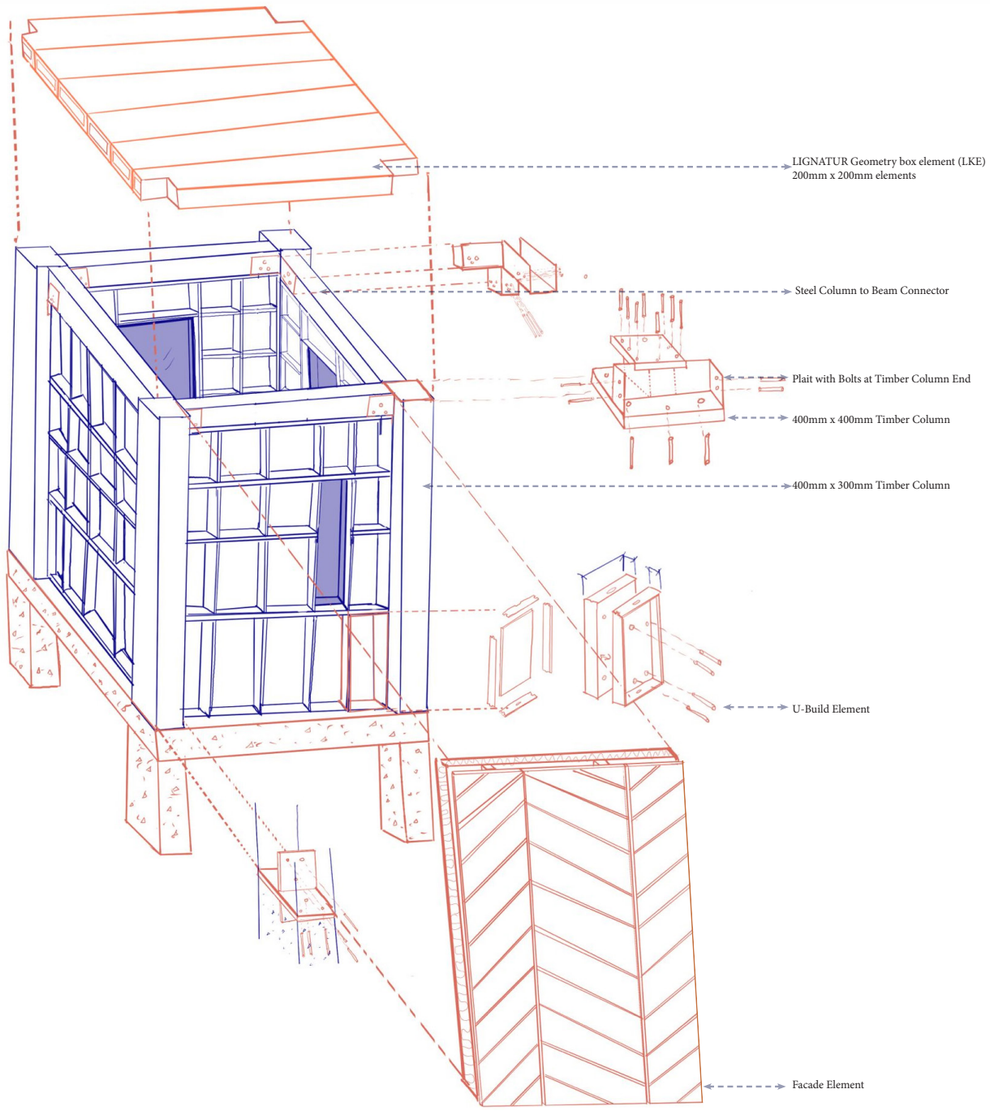

Kayla Bain 5499380

POTLUCK CREATIVE CENTRE
CAMPUS
DETAIL STRATEGY

1
Light vegetation
FilterFleece
retention trim
growing medium
drainage element, water reservoir and root barrier
waterproof membrane
rigid insulation
vapour control layer

2
Accota Timber Facade
Timber Battens
Waterproof layer
Rigid Insulation
Vapor Control Layer
Rigid Insulation/ U-Build system
U-build System

3
Timber finish grade flooring
Hydroponic Radiant heating
PE film
Soundproofing Insulation
Timber Battens and Cavity for plumbing
Concrete slab
Waterproof layer
Rigis Insulation

LIGNATUR Geometry box element (LKE)



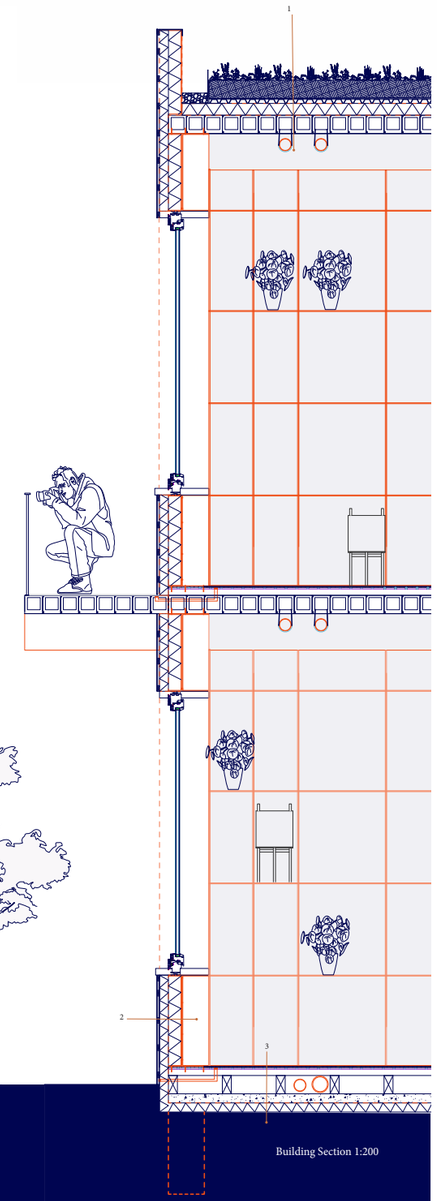

Elevation Facade 1:200

Building Section 1:200

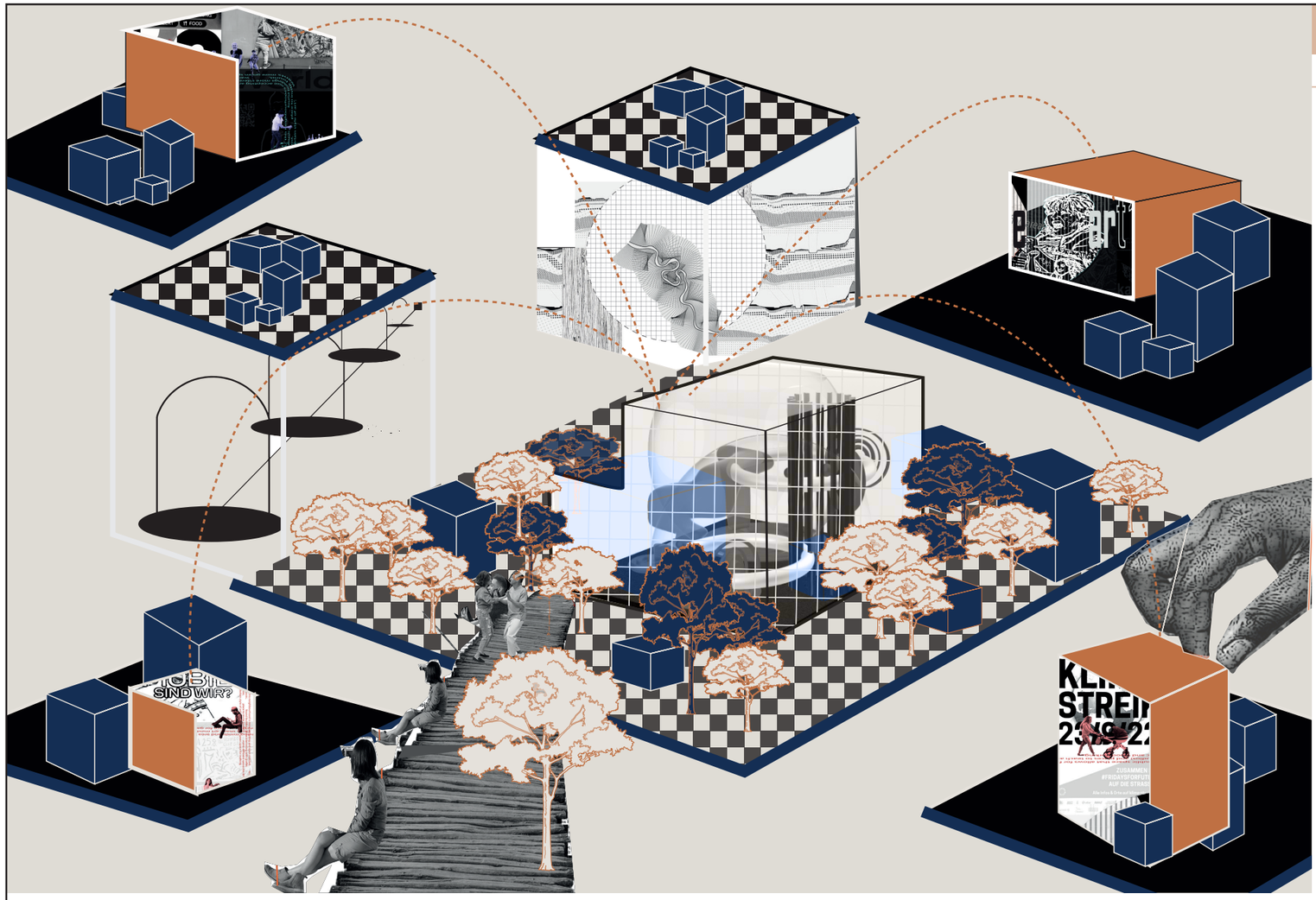

Kayla Bain 5499380

POTLUCK CREATIVE CENTRE

Public Buildings Graduation Studio 2022-2023

Kayla Bain 5499380

P4

POTLUCK: Creative Centre

The Commons goal is to create a public condensor which joins multiple creative forms to make one space of learning, making, and expressing in an experimental sense for varios groups of people.

Kayla Bain 5499380

Berlin Analysis

POTLUCK CREATIVE CENTRE

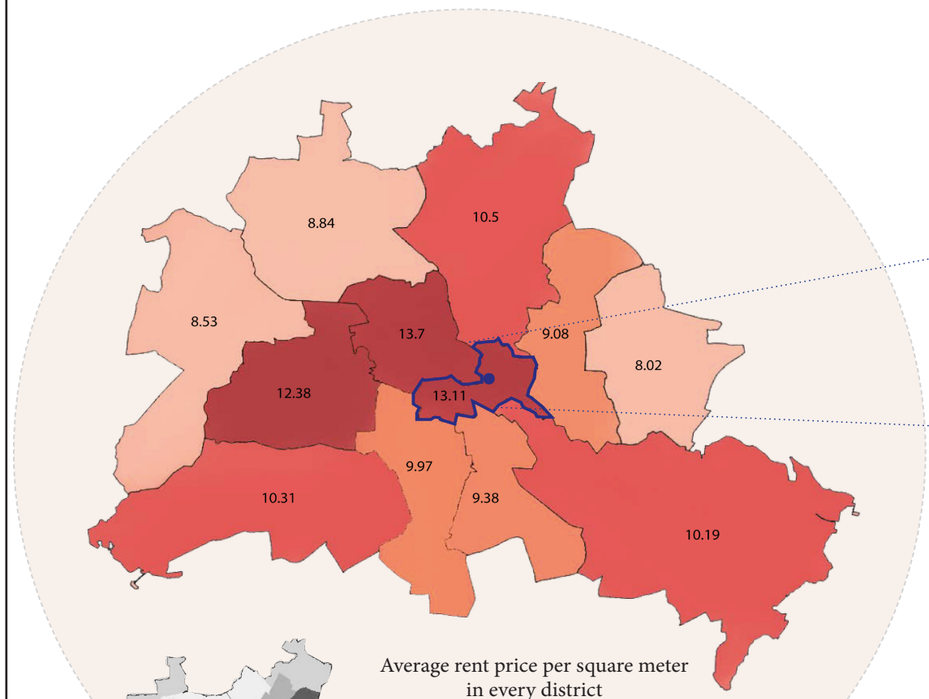

Average rent price per square meter in every district

Expensive Rent

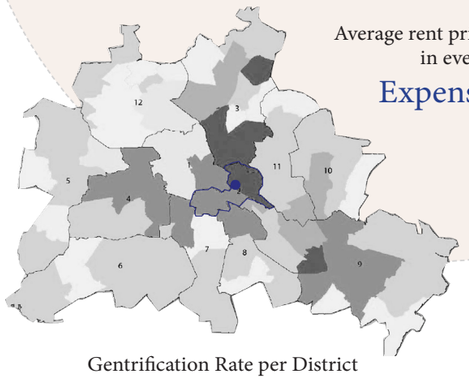

Gentrification Rate per District

Gentrified

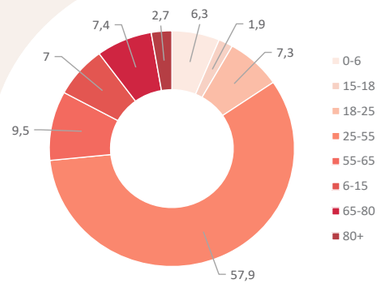

Average age of 38.2 years
Friedrichshain-Kreuzberg

Young Demographic

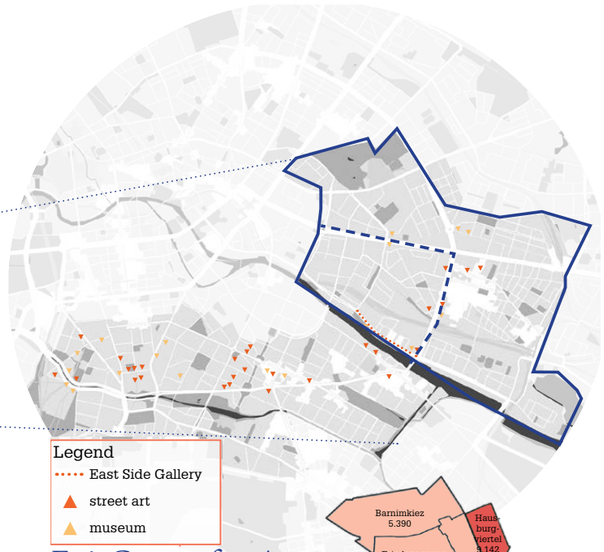

Epi-Centre for Art

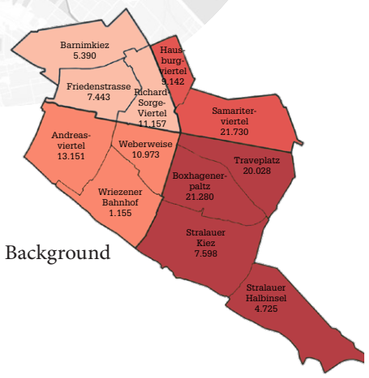

Disclusion

25,279 People
30% Migrartion Background

Kayla Bain 5499380

Neighbourhood Analysis

POTLUCK CREATIVE CENTRE

Culture Pillars

Distance between centre of all neighbourhoods:
1 Andreasviertel
2 Weberwiese
3 Wriezener Bahnhof

Holzmarkt
https://soundcloud.com/oliverkoletzki/oliver-koletzki-arte-concerts-holzmarkt-berlint-

https://www.radialsystem.de/en/venue/uber-uns/
Radialsystem

Berlin Wall
https://www.visitberlin.de/en/berlin-wall

Berghain
https://www.exberliner.com/berlin/berghain-bouncer-accepts-offer-to-join-staff-at-giga-factory/

Green Spaces

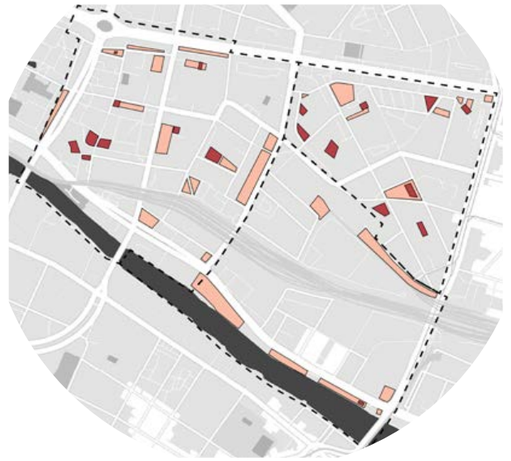

Public green/play areas - Diez (2022)

Public Green Area
Playgrounds

Kayla Bain 5499380

Problem Statement

POTLUCK CREATIVE CENTRE

TD Pysho-geography Map

Problem Statement

Lack of Spaces for Various Creative Forms

Problem Question

How can various Informal Creative Forms be translated into spaces in a Flexible Formal Space?

Program

POTLUCK CREATIVE CENTRE

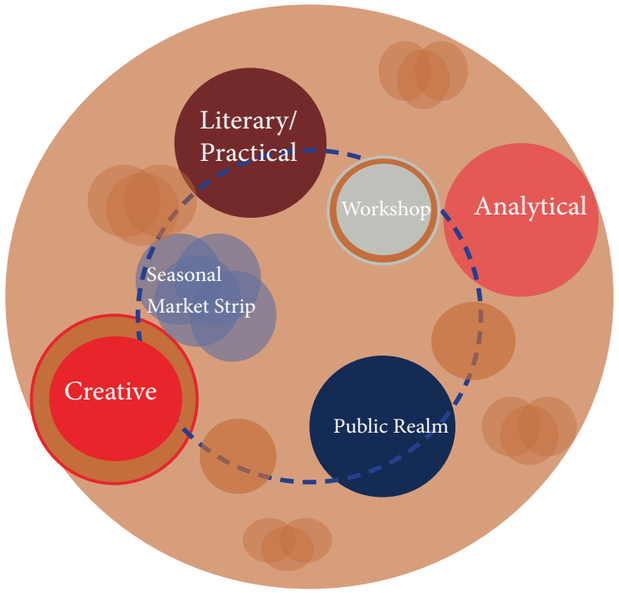

[Text Book Definition] Potluck:

A communal meal to which multiple people bring a collection of different dishes to share in one space.

Dishes

Berlin Archipelago Theory

Creative Islands which are seperate buildings, connected through a networking system via green park. These creative Islands will differ in program and cater to various types of learning, and making different trades.

Collection

Spaces where people can gather to showcase their trades and products, to gain income or exposure. Some spaces will be seasonal and can transform based the demands and climate.

One Space

A masterplan which allows the park (lanscape design and activities) to be the networking element between the creative islands and functions.

Masterplan	8,300m2
Creative Building	1440m2
(7) Art Studios	336m2
(8)Leraning Wokshop Spaces	240m2
Lounge Space	100m2
Free Flexible Space and Reception	200m2
Service Spaces	204m2
Circulation	30%
Analytical Building	1270m2
Open Learning	430m2
Multimedia Flexible Space and Reception	110m2
Experimental Open Working Area	120m2
(3)Classrooms	253m2
Service	90m2
Circulation	30%
Literary/Practical Building	1300m2
Cooking	80m2
Lounge	140m2
(3)Startup rooms	200m2
Library/Free Space and Reception	400m2
Service	180m2
Public Realm	1560m2
Auditorium	600m2
Cafe	300m2
Shop	300m2
Service	700m2
Circulation	30%
Workshop	2500-3500m2
Market Strip	500m2
Landscape Interventions	
Squares for Installations	
Urban Farming	
Green House Pods	
Botanical Areas	

3 Sites Analysis

POTLUCK CREATIVE CENTRE

Green Lung for Neighbourghoods

Central Neighbourghood and Access

Urban Site Analysis

POTLUCK CREATIVE CENTRE

Existing Green Areas
New Green Lung
Main Connection Routes from Green Lung to existing

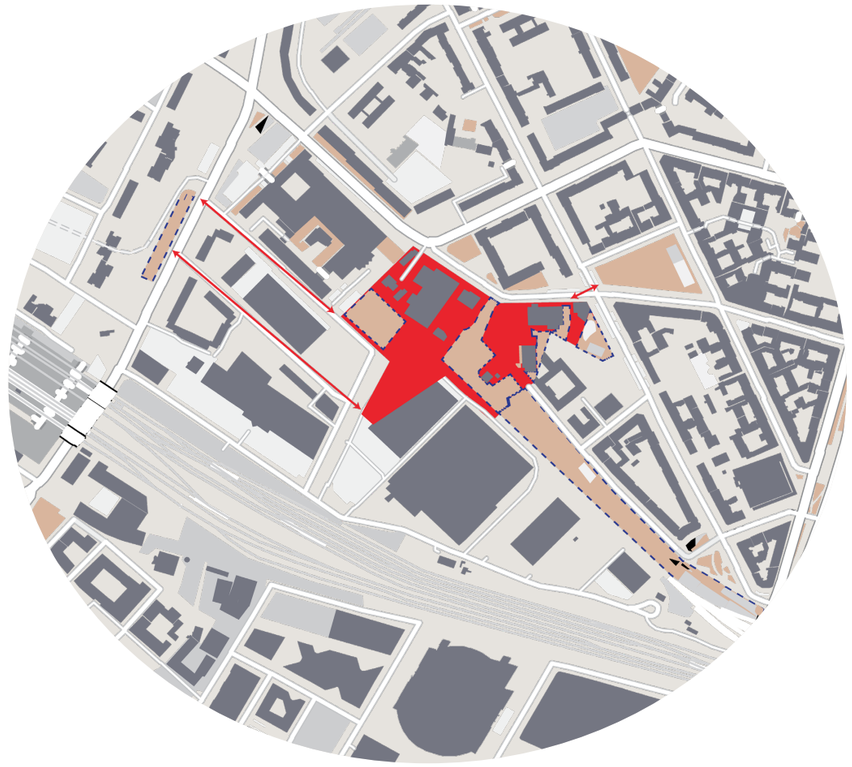

Green Lung for Central Neighbourghoods

Commercial and Neighbourhood Mix
Neighbourhood
Industrialized Area

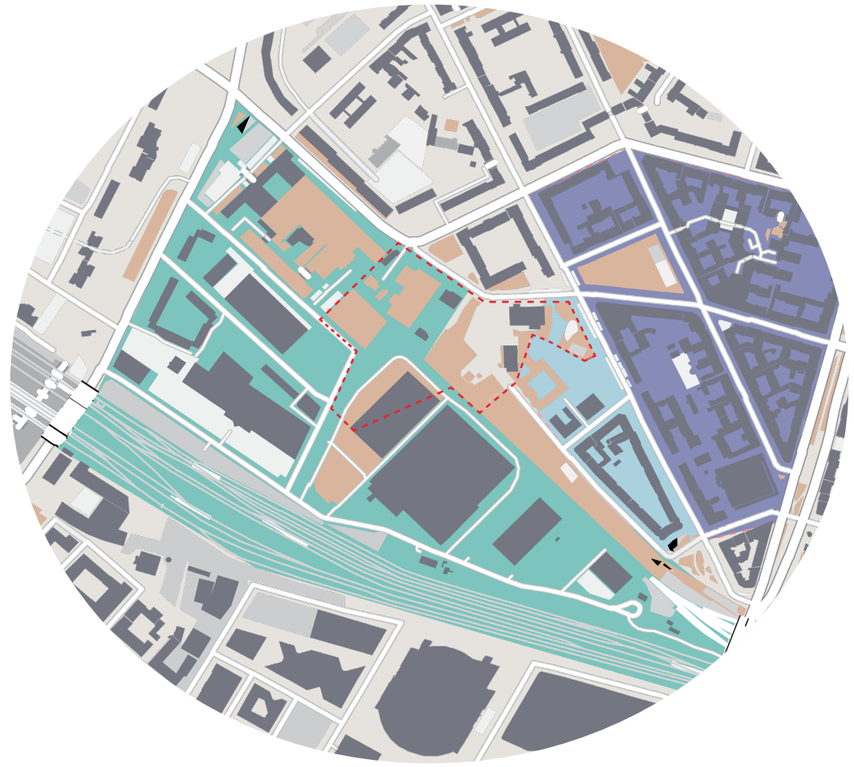

Zoning of Land Use

Building Mass Concept

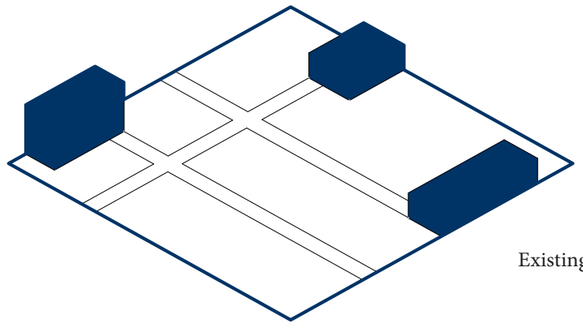

Existing Site

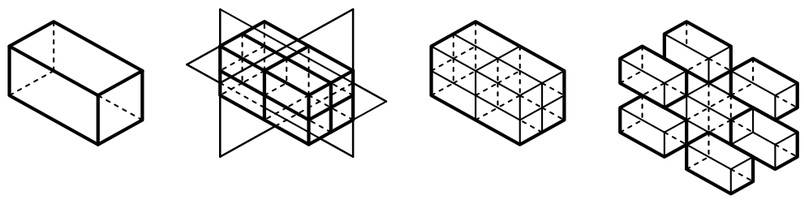

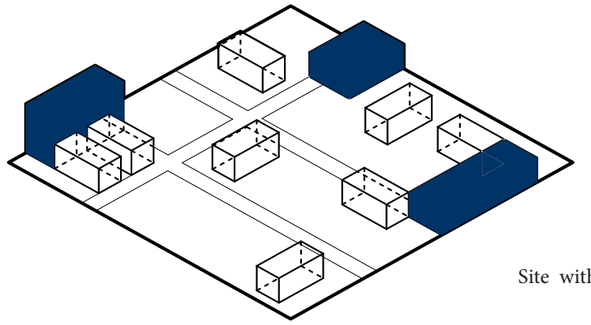

Site with Interventions

Building Mass on site Conceptual ANalysis

POTLUCK CREATIVE CENTRE

Theatre Workshop

https://www.oper-in-berlin.de/de/haeuser/buehnenser-

Berghain Night Club



https://www.documentarytube.com/articles/berghain-night

Metro Parking

https://www.caranddriver.com/research/a32814141/

Homeless Shelter

https://regenbrampton.com/what-to-know-before-you-volunteer-at-a-homeless-shelter/

High school

https://www.andreas-schule.

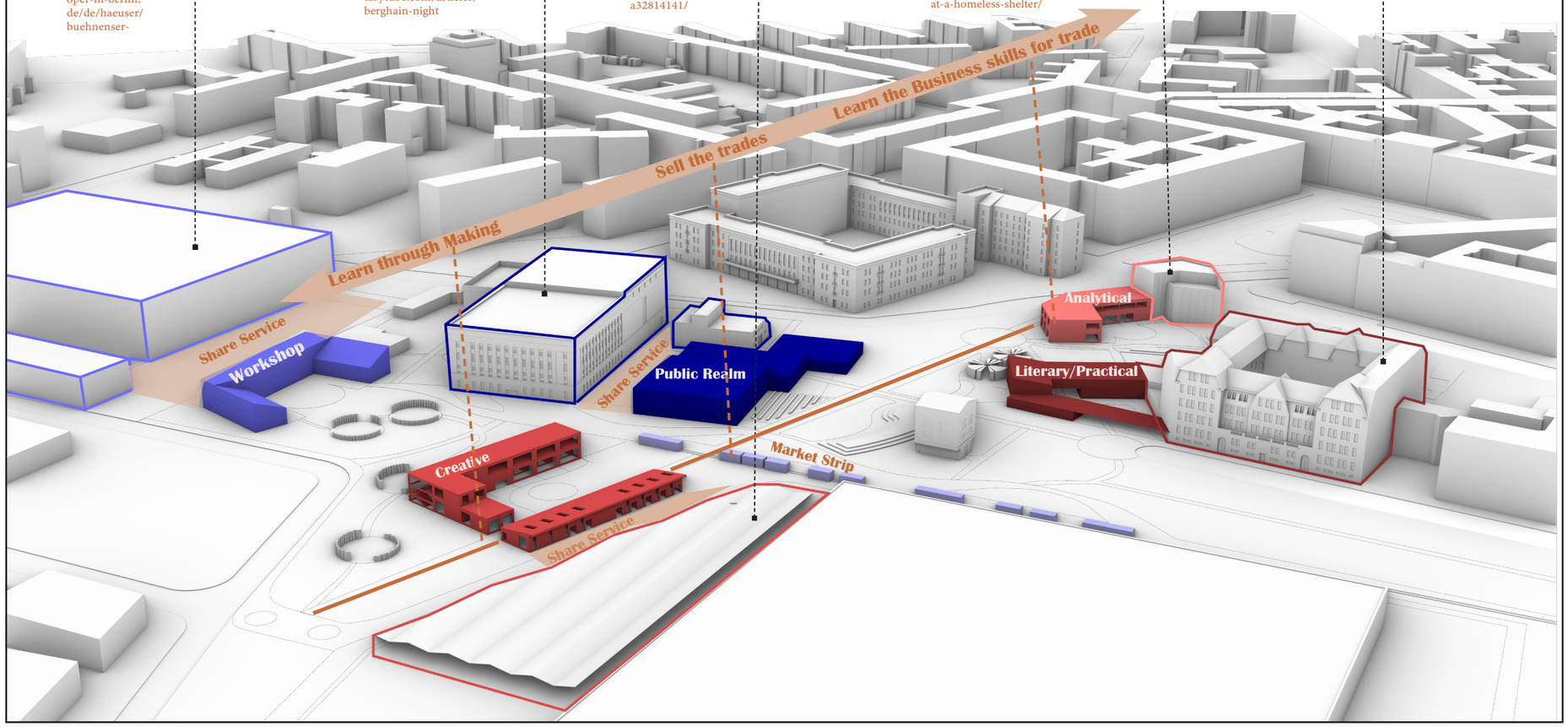

Ingredients needed in Potluck

POTLUCK CREATIVE CENTRE

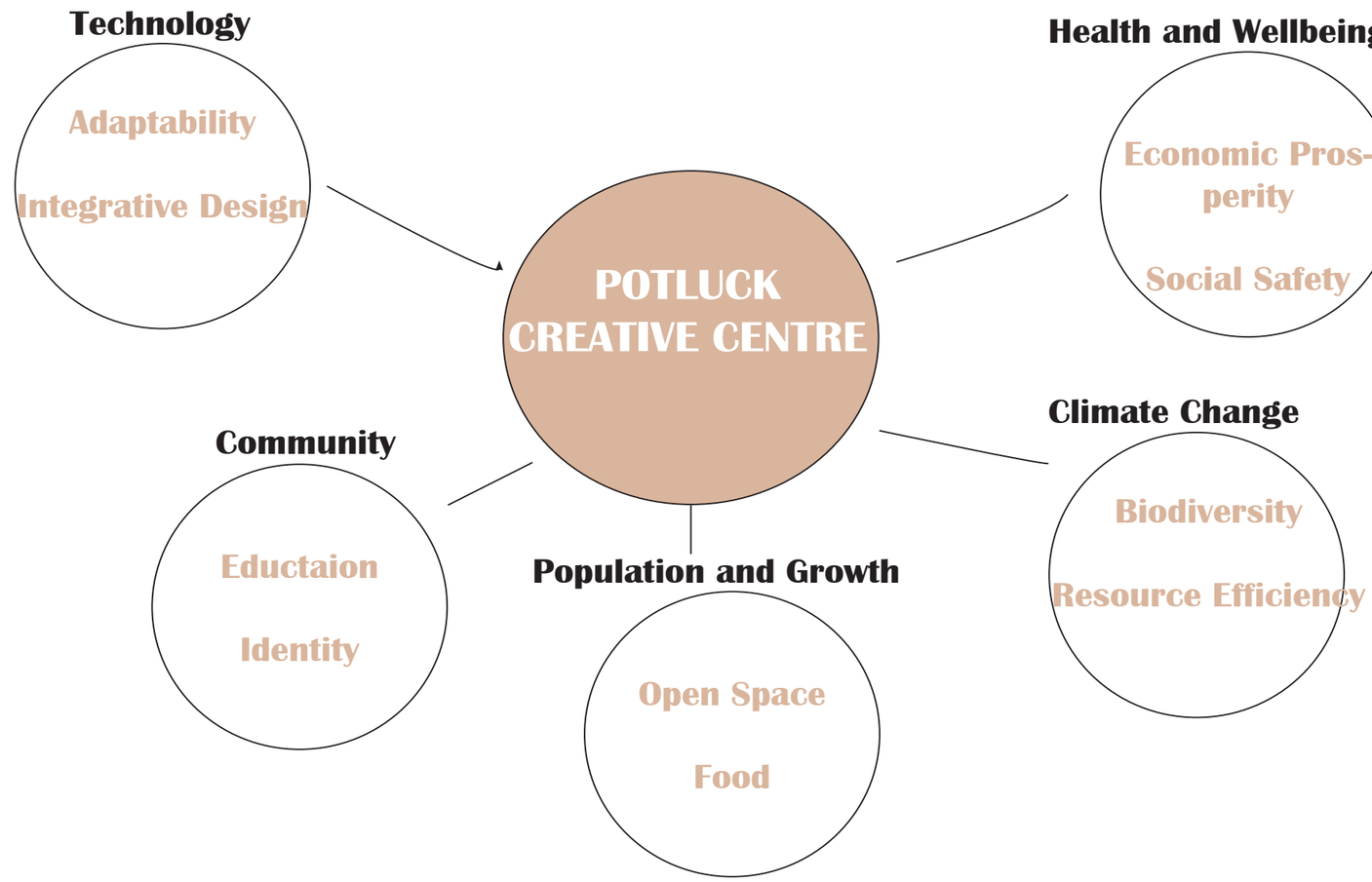

Diagram of Ingredeint Breakdown key elements

Urban Phases

POTLUCK CREATIVE CENTRE

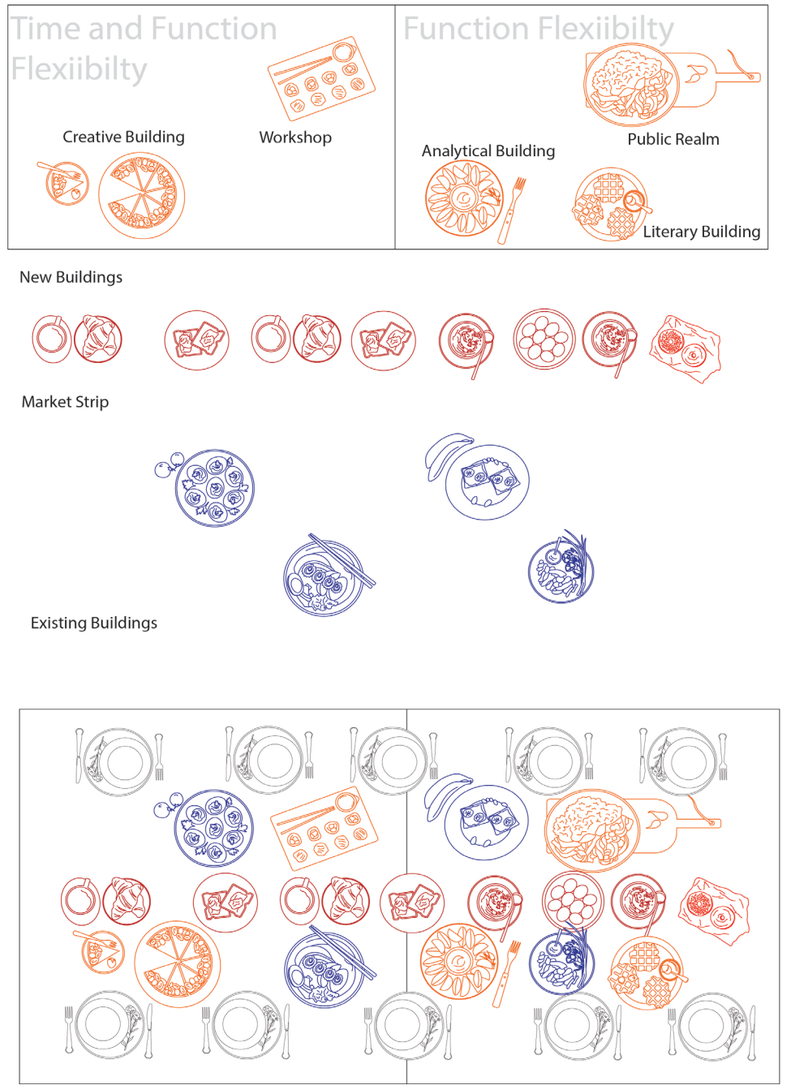

Phase 1

Urban Mind materials from Demolishes buildings on site
Prepare the site for the Flexible landscape and Wetland area

Phase 2

Create Wetland and Decks/foundations for future buildings

Phase 3

Construct a the Workshop Area

Phase 4

Construct the Creative Building

Phase 5

Construct the Public Realm and Literary Building

Phase 6

Construct the Analytical Building

Phase 7

Additions can be added on to the buildings through the Modules

Phase 8
Deconstruct Buildings to give way to the landscape and be erected at another site

Master Plan

POTLUCK CREATIVE CENTRE

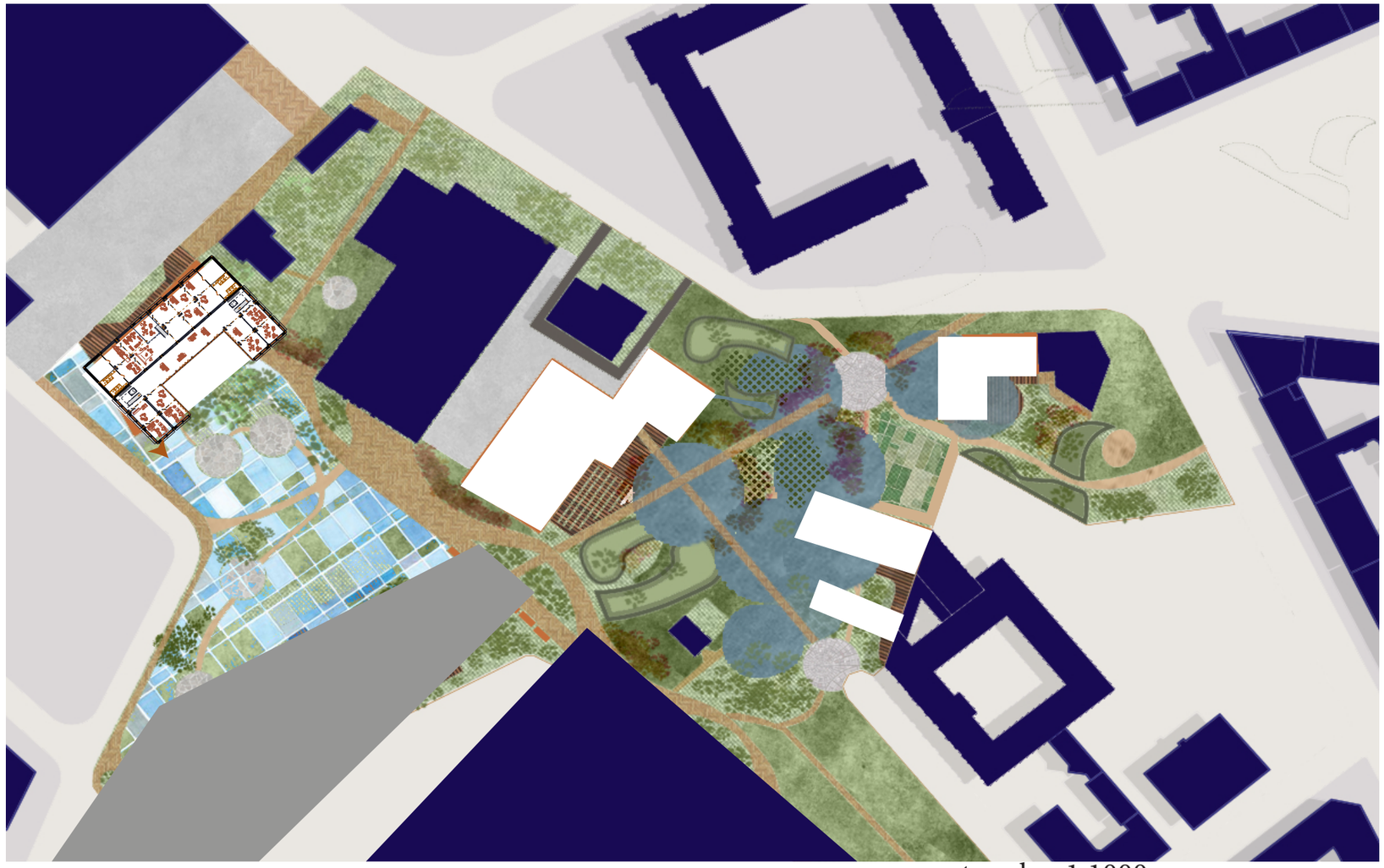

master plan 1:1000

Master Plan Landscape

POTLUCK CREATIVE CENTRE

landscape strategies



Section 1A

Master Plan Views

POTLUCK CREATIVE CENTRE

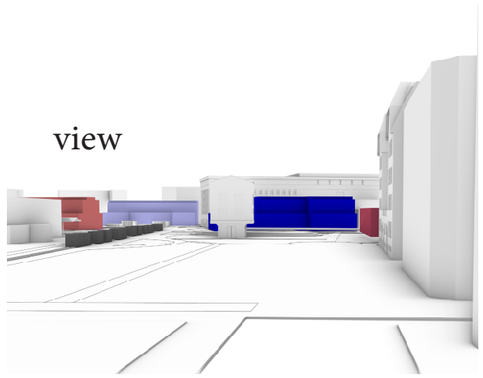

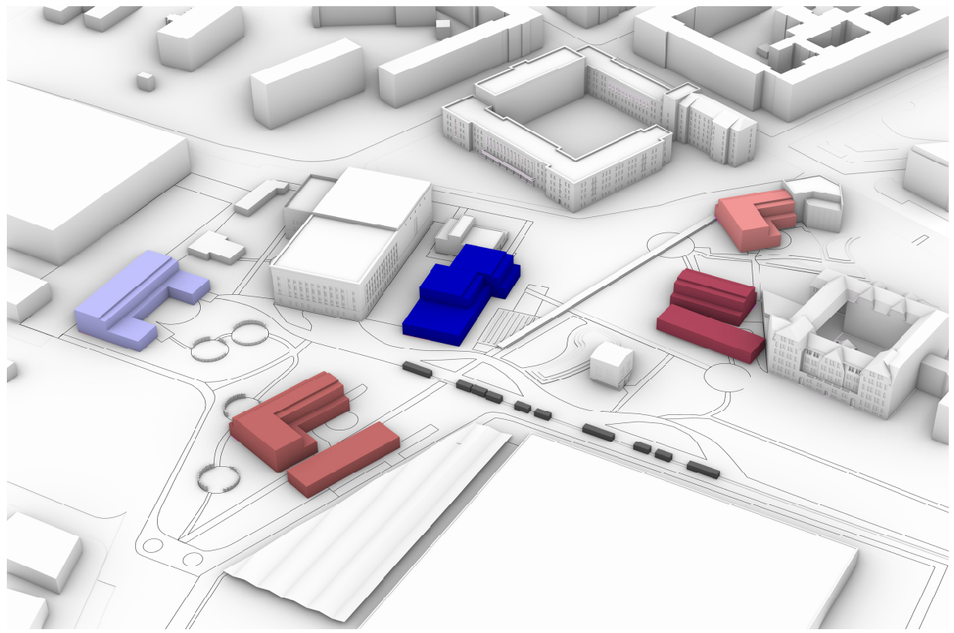

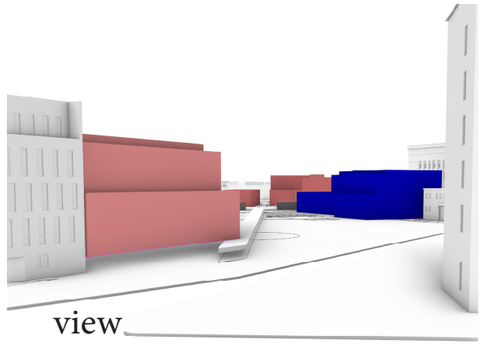

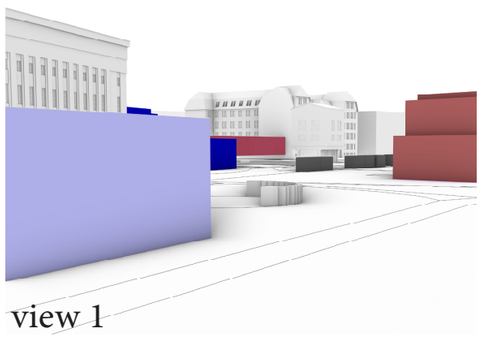



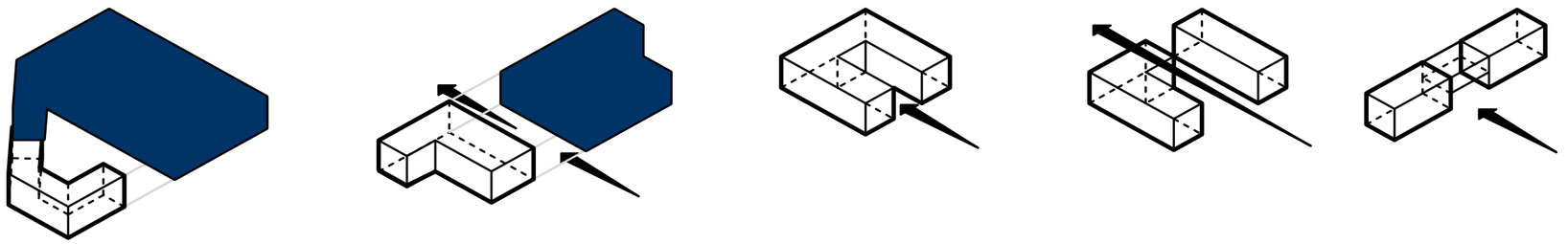

Strategy 1 Strategy 2 Strategy 3 Strategy 4 Strategy 5

Kayla Bain 5499380

Module Construction

POTLUCK CREATIVE CENTRE

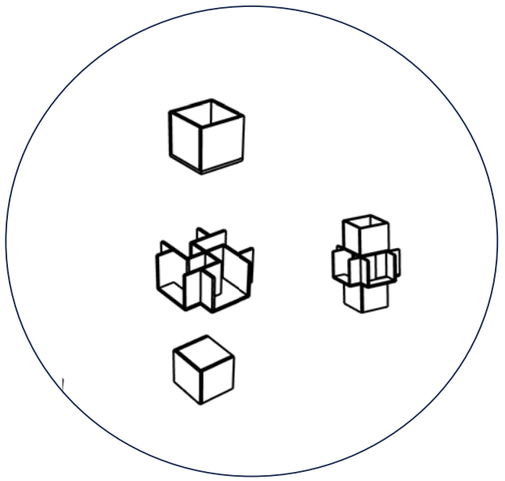

Custom Steel Node for Collumns and Beams

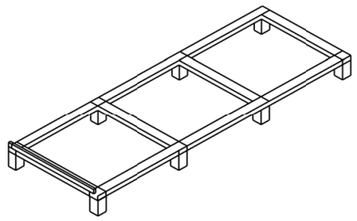

Concrete Beam and Pile Foundation

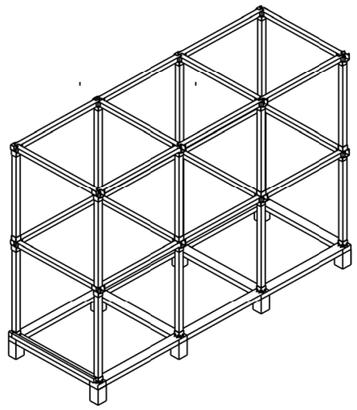

Beam and Column on Foundation

Kayla Bain 5499380

Module Construction

POTLUCK CREATIVE CENTRE

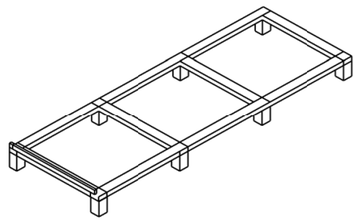

Concrete Beam
and Pile Foundation

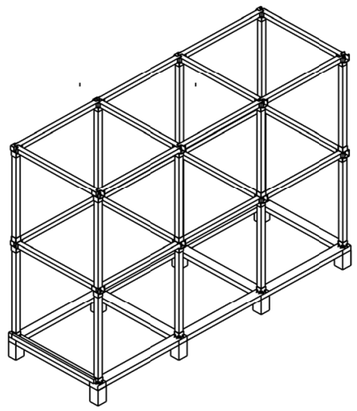

Beam and Column
on Foundation

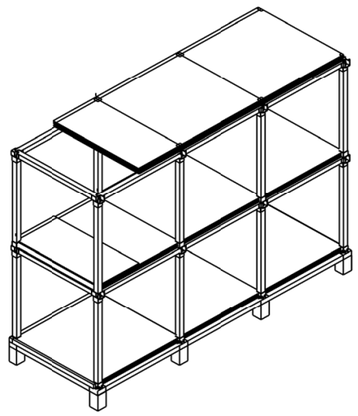

Floor system added

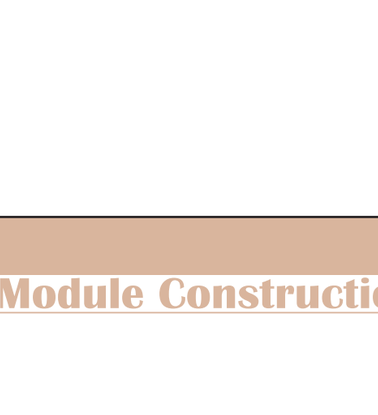

Walls added



Curtain Wall added

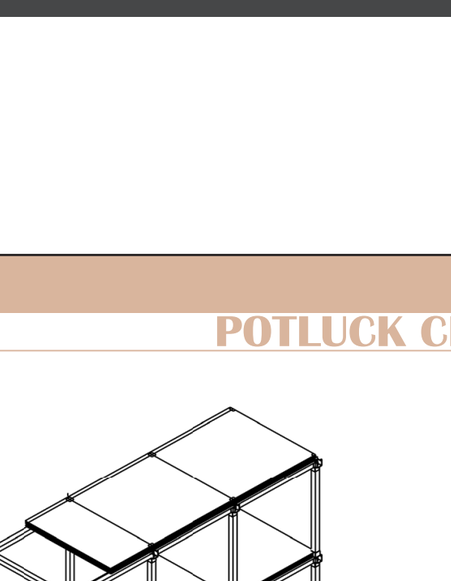

Entire Module can be added

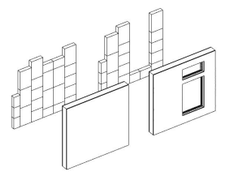

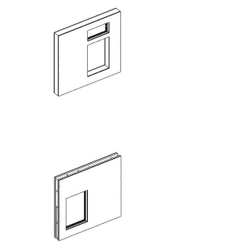

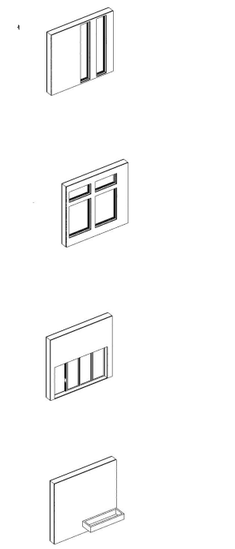

Kayla Bain 5499380

Modules

POTLUCK CREATIVE CENTRE

Making and Service Module
Double

Making and Service Module



Studio ,Teaching,Open Module



Kayla Bain 5499380

Modules

POTLUCK CREATIVE CENTRE

Studio ,Teaching,Open Module
Single



Making and Service Module

Studio ,Teaching,Open Module

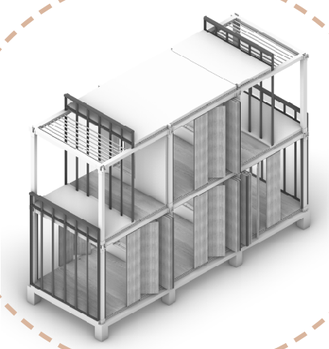

Kayla Bain 5499380

Modules

POTLUCK CREATIVE CENTRE

Making and Service Module

Studio ,Teaching,Open Module

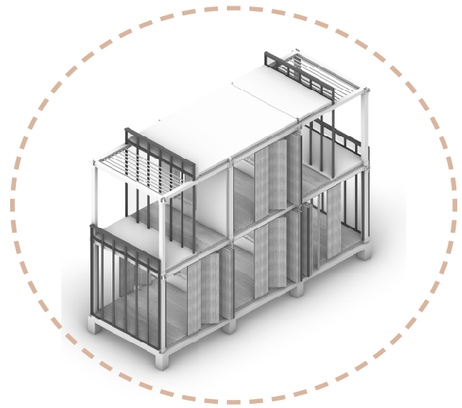

Studio ,Teaching,Open Module
Double

Kayla Bain 5499380

Modules

POTLUCK CREATIVE CENTRE

Making and Service Module

Studio ,Teaching,Open Module
Double

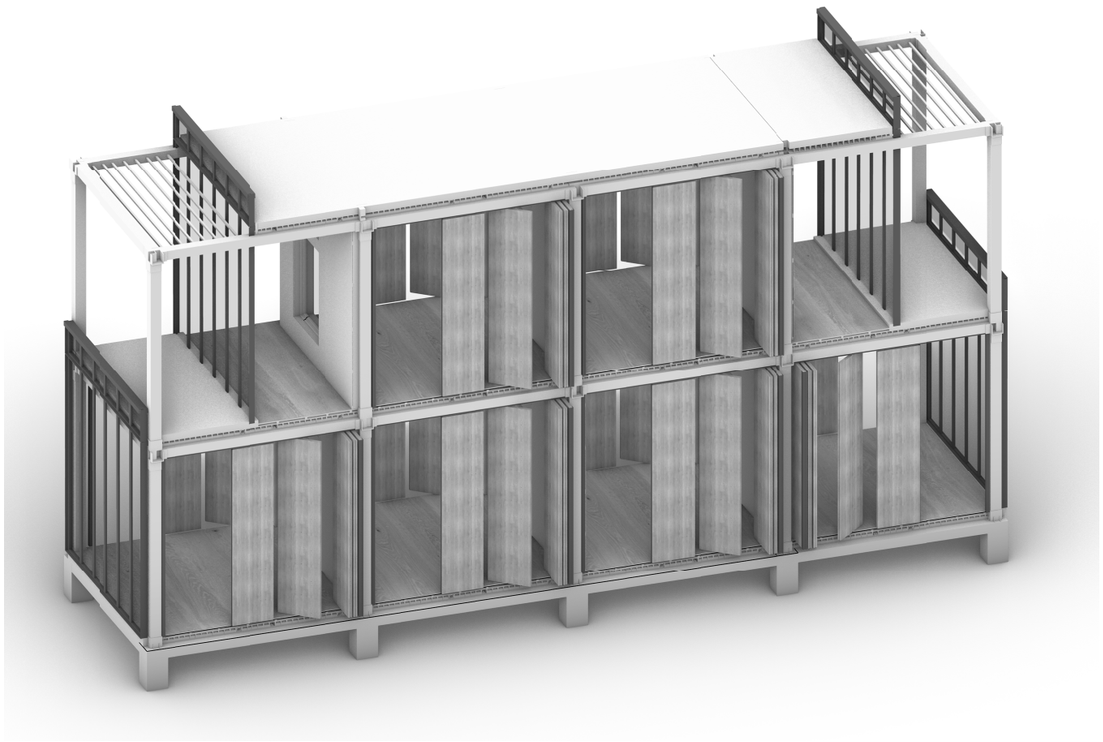

Studio ,Teaching,Open Module

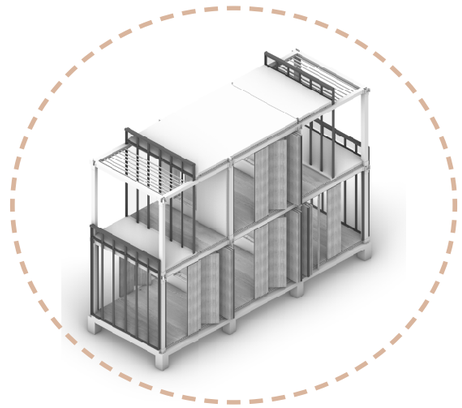

Kayla Bain 5499380

Module Flexibility

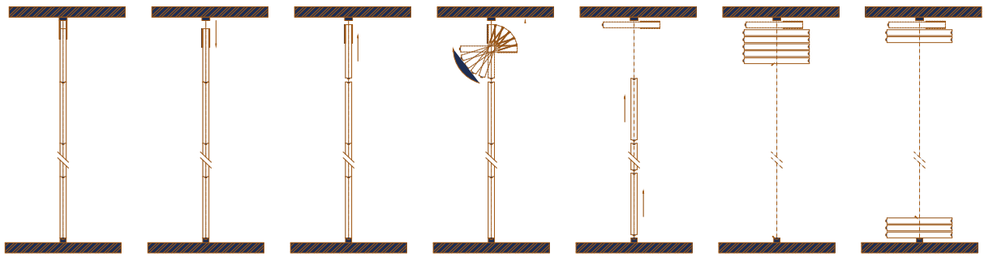

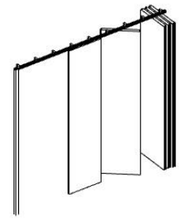

Wall movement and configuration allow for different 6m by 6m modules

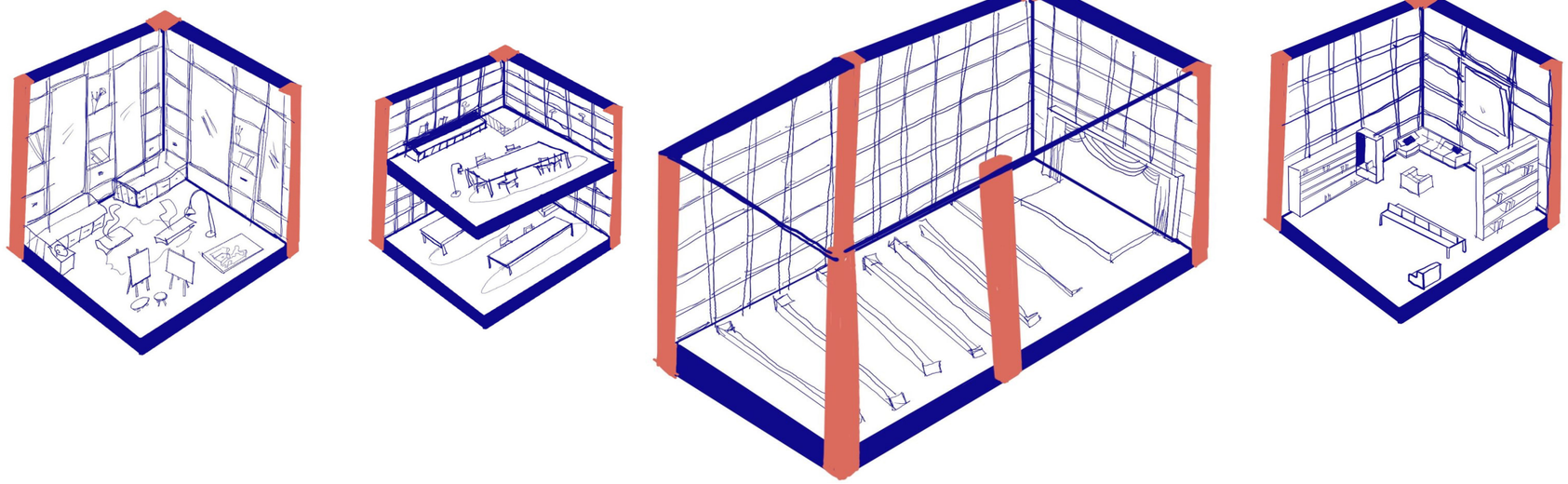

Kayla Bain 5499380

Workshop Program

POTLUCK CREATIVE CENTRE

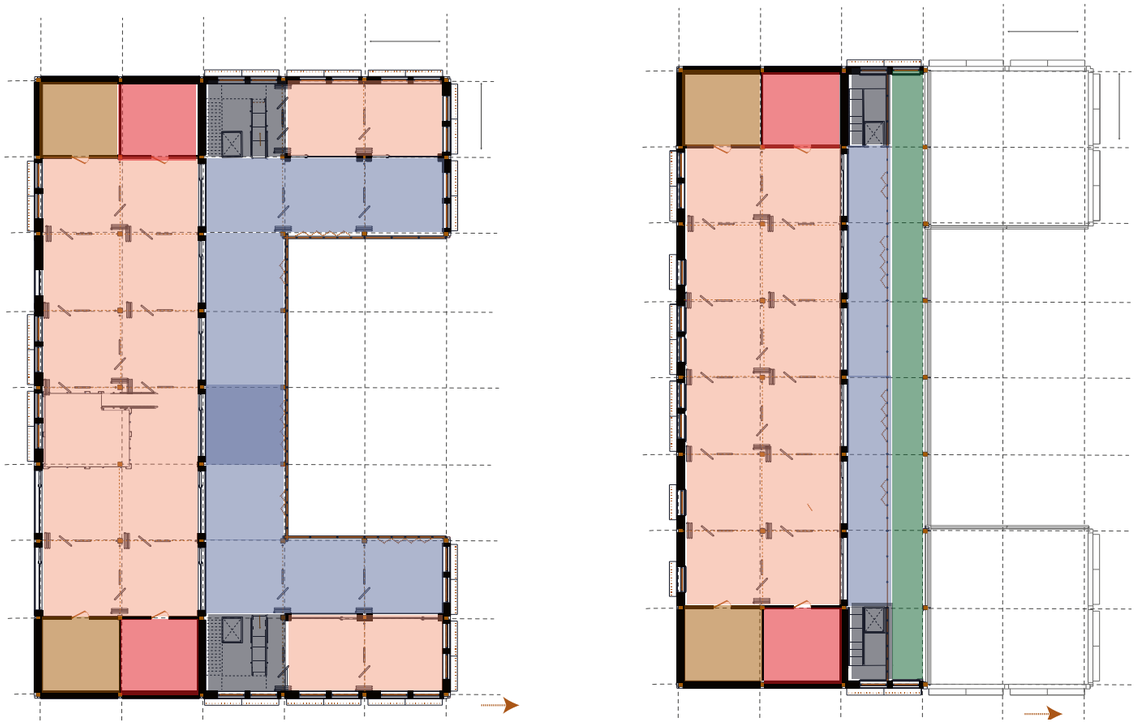

Bathroom

Flexible Open/ Corridor Space

Outdoor Corridor

Circulation

Workshop Open Spaces:
Pottery
Wood Working,
Photography,
Metal Work
Painting
Experimental Art
Plaster/ Cement

Ground and First Floor plan first

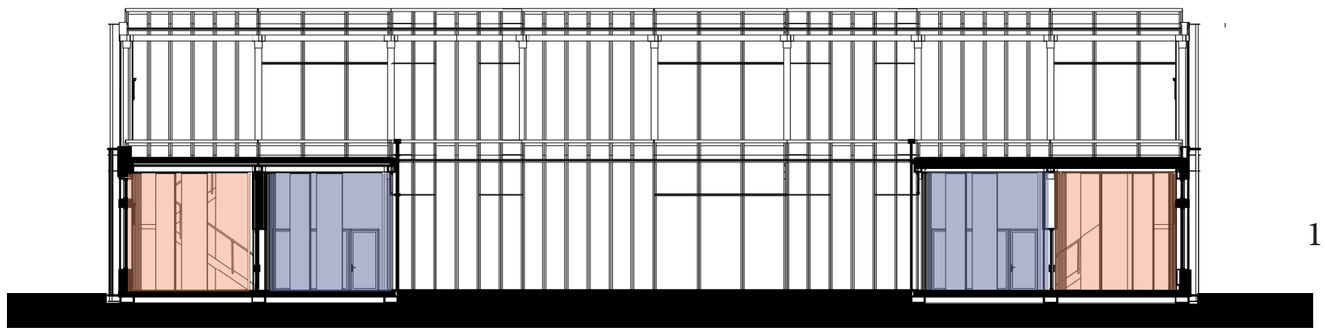

1:500 section

Kayla Bain 5499380

Workshop Program and Circulation

POTLUCK CREATIVE CENTRE

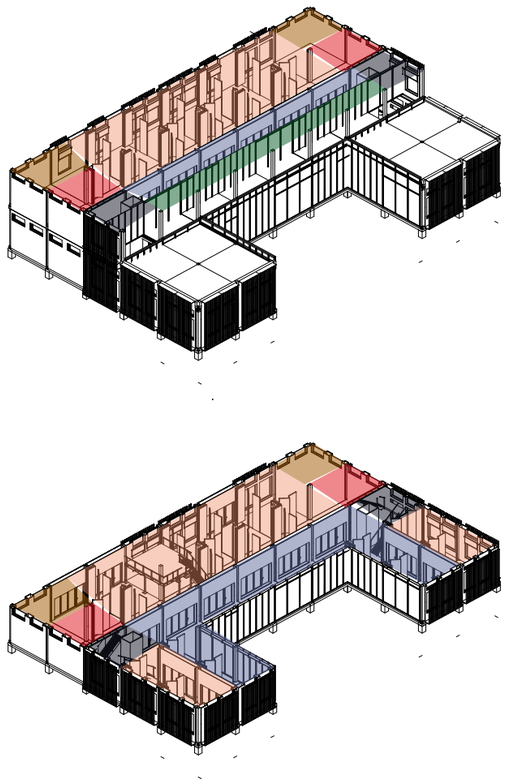

Programm axo

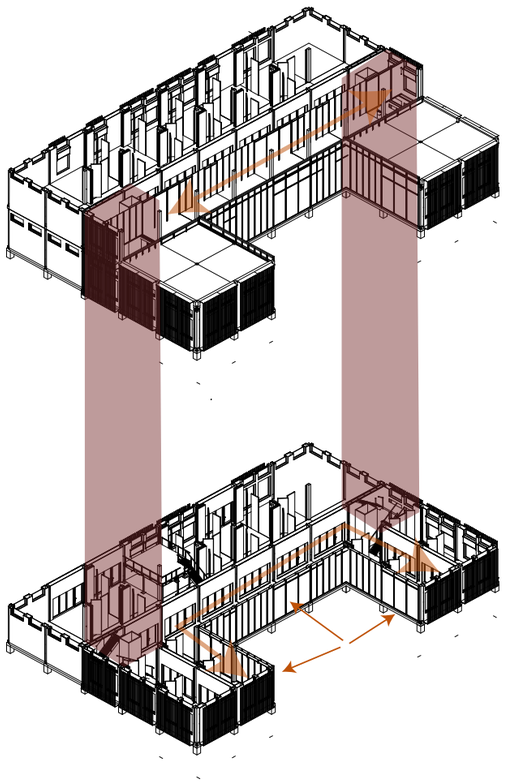

Circulation axo

Bathroom

Flexible Open/ Corridor Space

Outdoor Corridor

Circulation

Workshop Open Spaces:
Pottery
Wood Working,
Photography,
Metal Work
Painting
Experimental Art
Plaster/ Cement

Kayla Bain 5499380

Workshop Structure

POTLUCK CREATIVE CENTRE

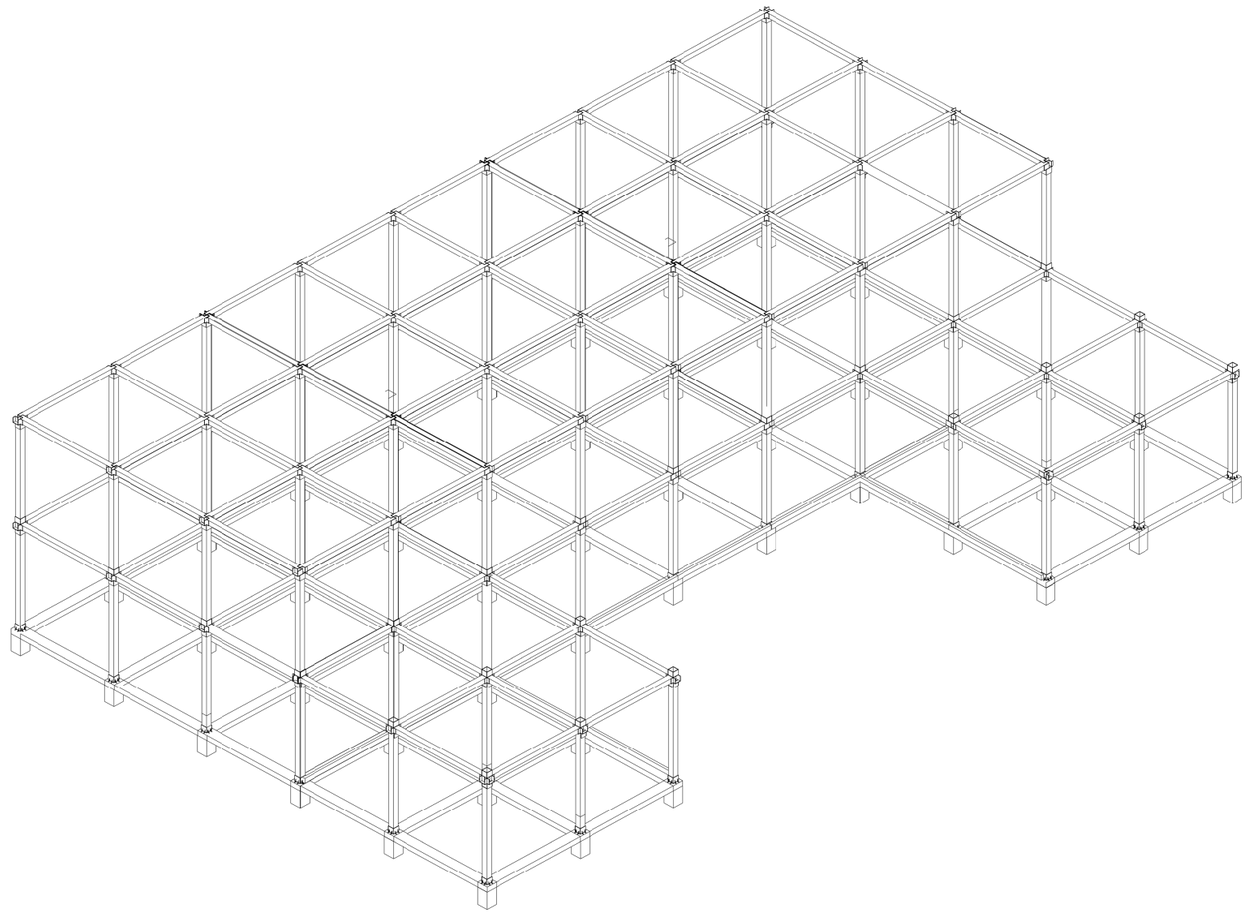

Structure Axo

Kayla Bain 5499380

Workshop Program

POTLUCK CREATIVE CENTRE

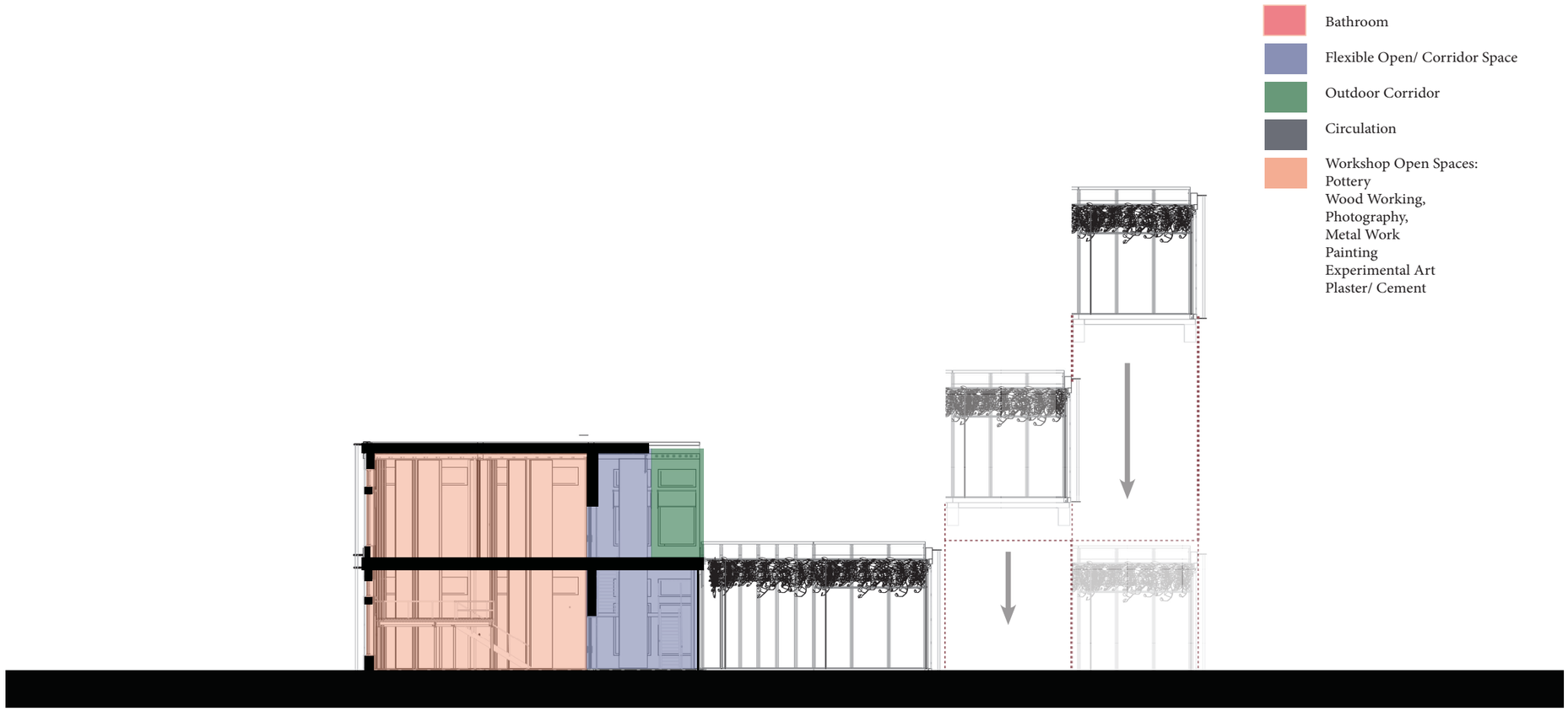

Modules can be added 1:500 section

Kayla Bain 5499380

Workshop Floor Plans

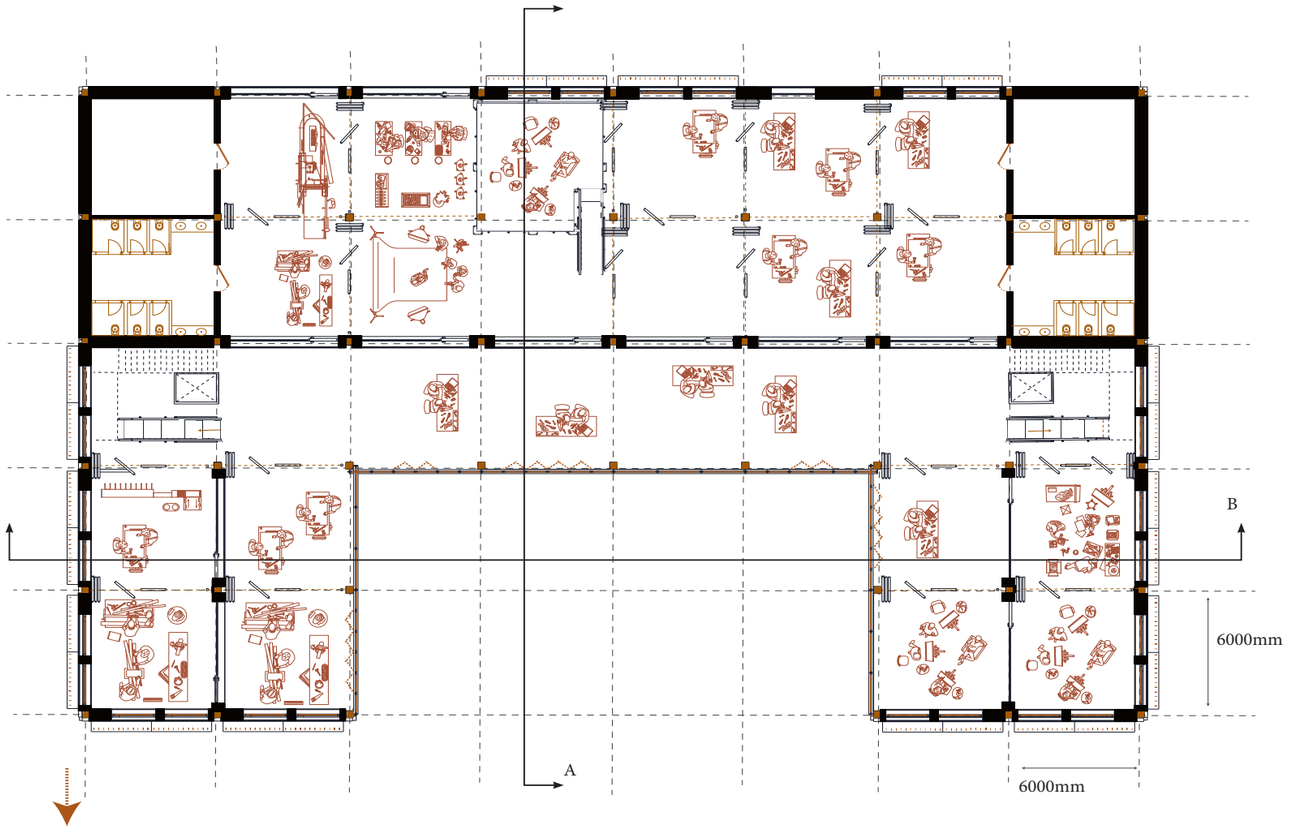

Ground Floor Plan 1:200

Kayla Bain 5499380

Workshop Interioir Perspectives

POTLUCK CREATIVE CENTRE

Inside Workshop Space

Kayla Bain 5499380

Workshop Interioir Perspectives

POTLUCK CREATIVE CENTRE



Inside Workshop Space

Kayla Bain 5499380

Workshop Interioir Perspectives

POTLUCK CREATIVE CENTRE



Approach Second Floor

Kayla Bain 5499380

Workshop Floor Plans

POTLUCK CREATIVE CENTRE

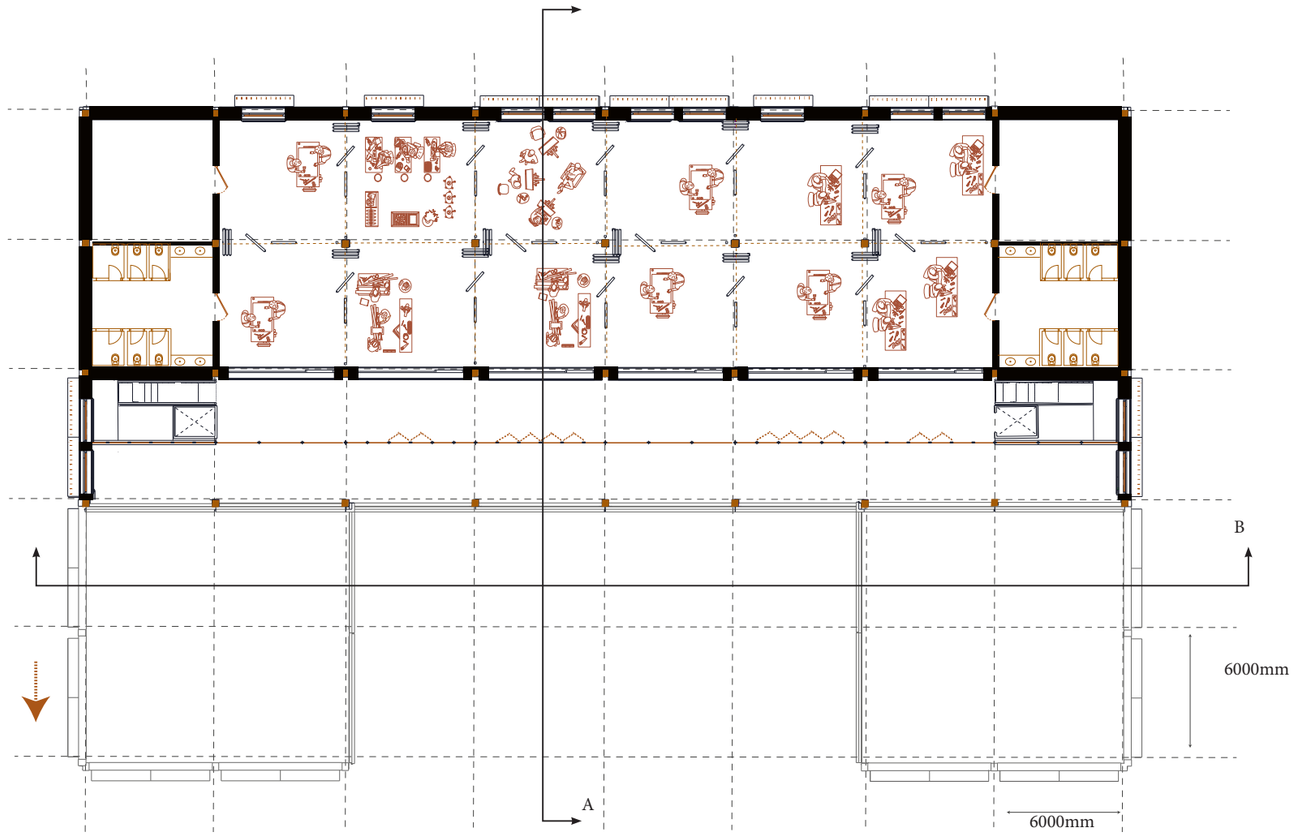

First Floor Plan 1:200

Kayla Bain 5499380

Workshop Section

POTLUCK CREATIVE CENTRE

Section A 1:200



Section B 1:200

Kayla Bain 5499380

Workshop Facade

POTLUCK CREATIVE CENTRE

East Facade 1:200

North Facade 1:200

Kayla Bain 5499380

Workshop Facade

POTLUCK CREATIVE CENTRE

West Facade 1:200

South Facade 1:200

Kayla Bain 5499380

Climate Scheme Workshop Fragment

POTLUCK CREATIVE CENTRE

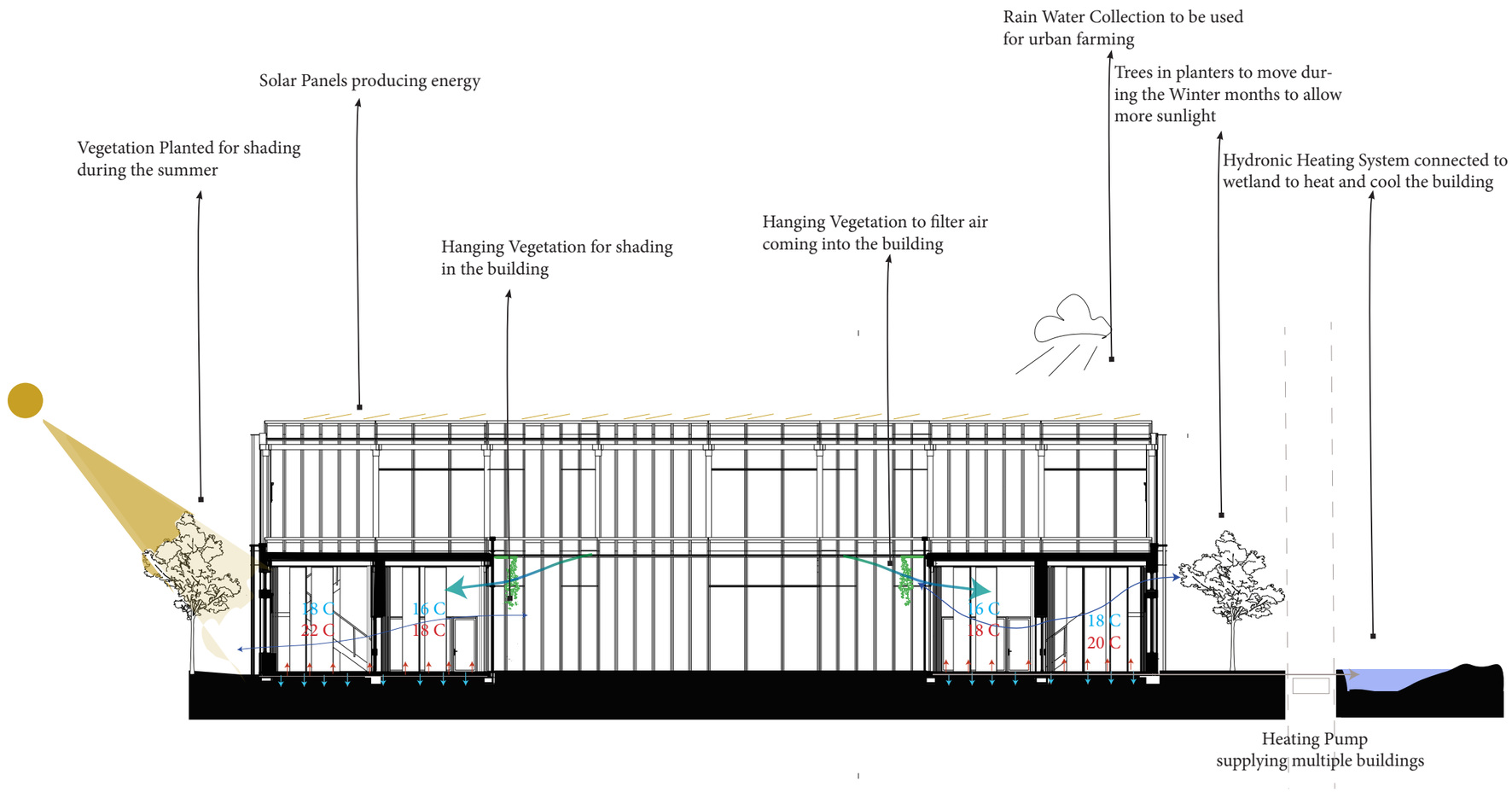

Climate Strategy Building Scale

Kayla Bain 5499380

Climate and Sustainable Strategy Fragment

POTLUCK CREATIVE CENTRE



Climate /Sustainability Strategy Module Scale

Kayla Bain 5499380

1:50 Fragment

POTLUCK CREATIVE CENTRE

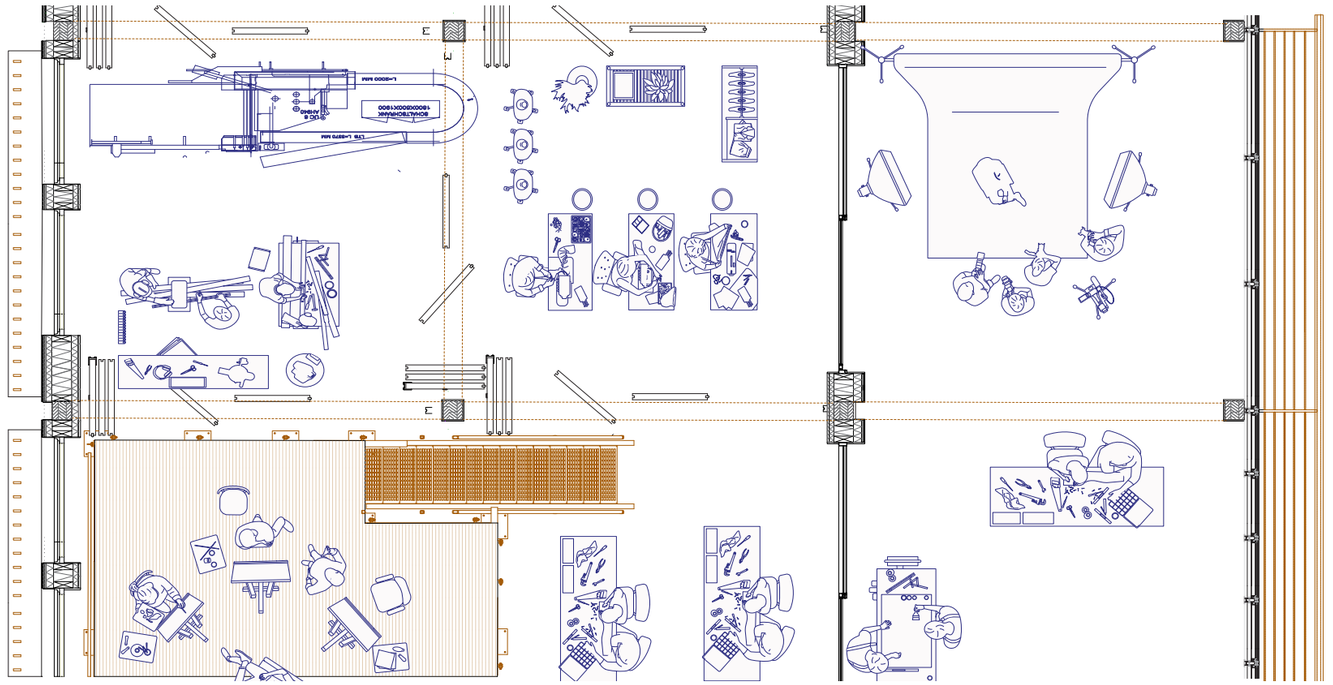

1:50 Ground Floor Plan

Kayla Bain 5499380

1:50 Fragment

POTLUCK CREATIVE CENTRE

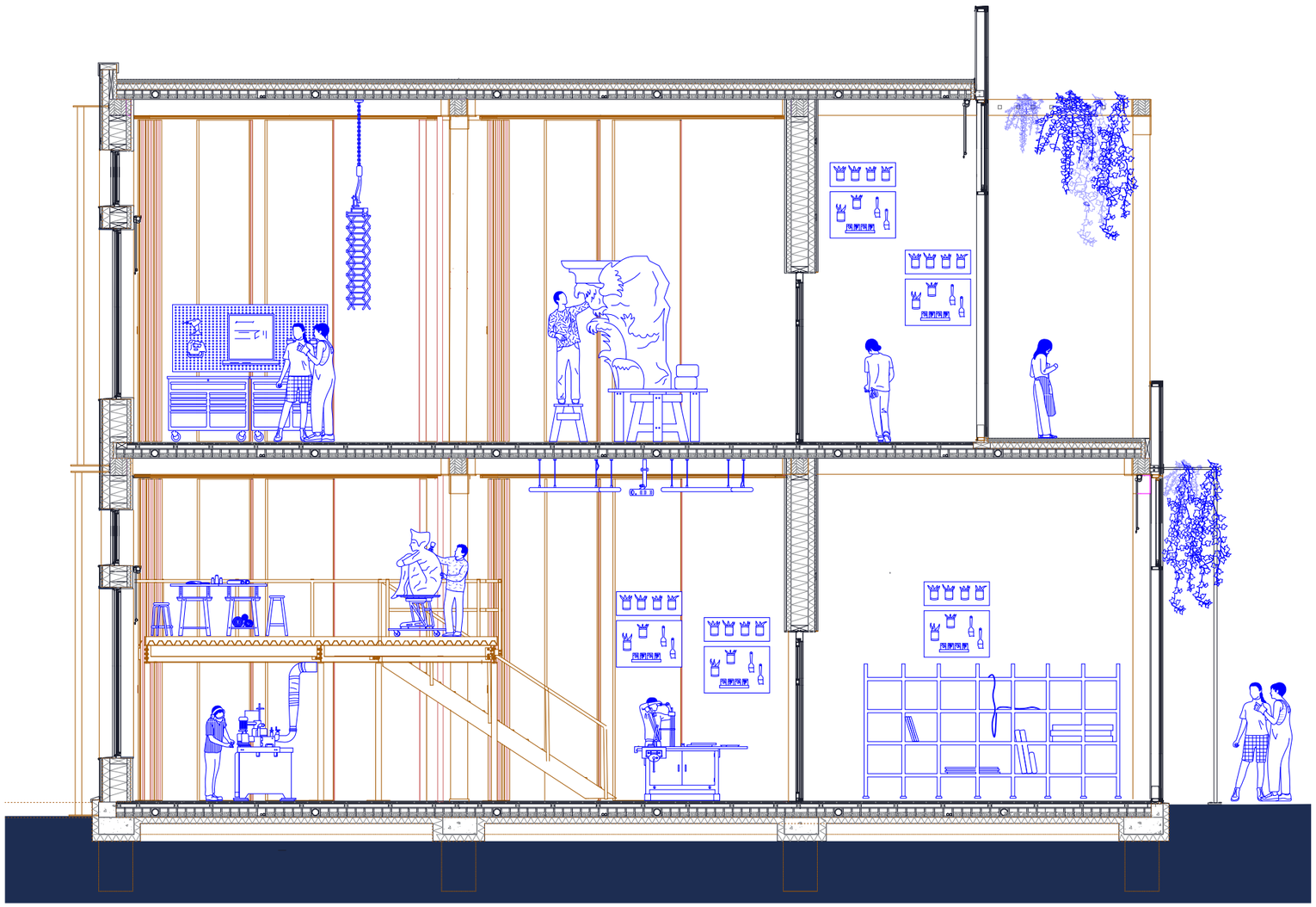

1:50 Section/ Cross Cut

Kayla Bain 5499380

1:50 Fragment

POTLUCK CREATIVE CENTRE

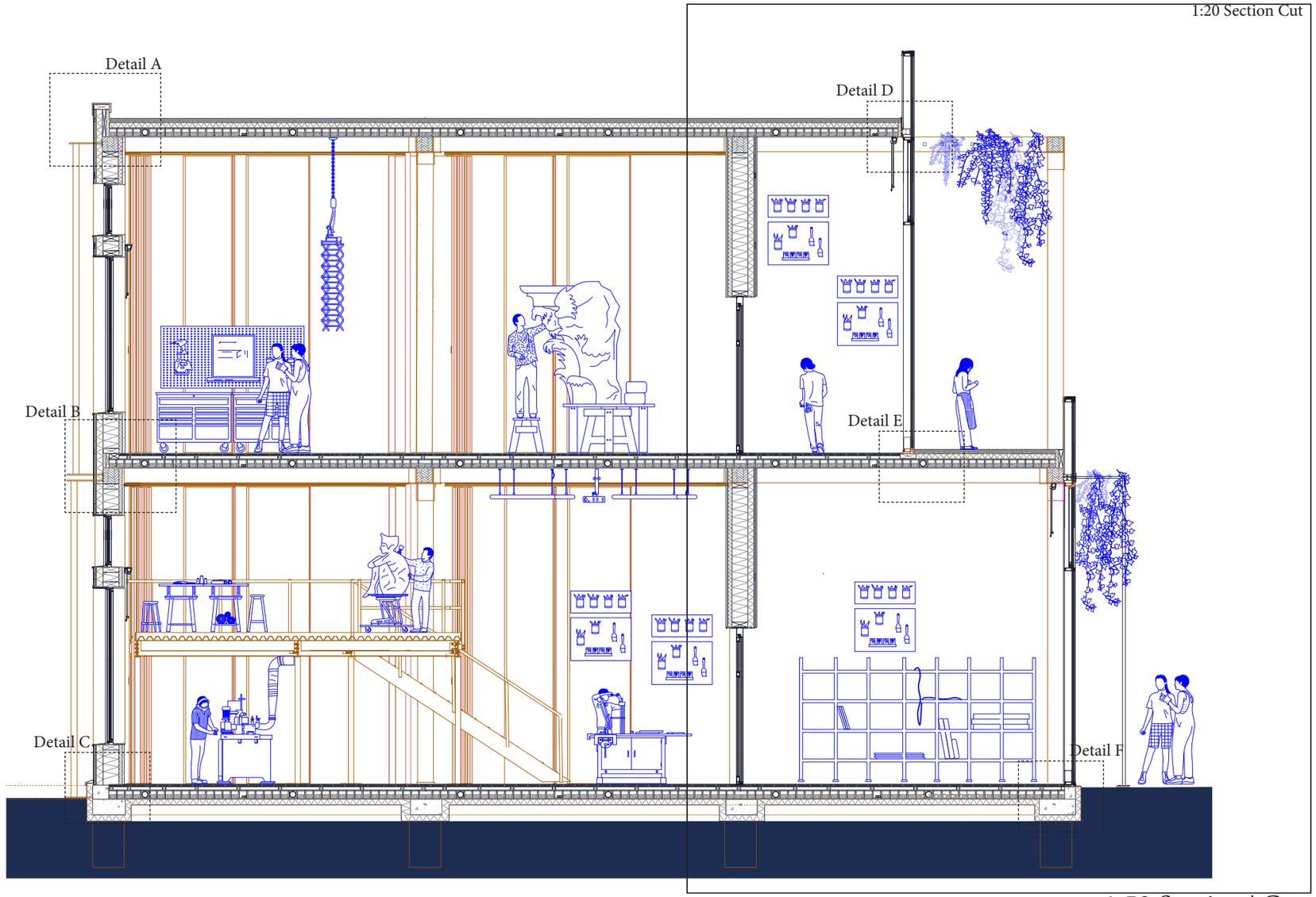

1:50 Section/ Cross Cut

Kayla Bain 5499380

1:20 Fragment



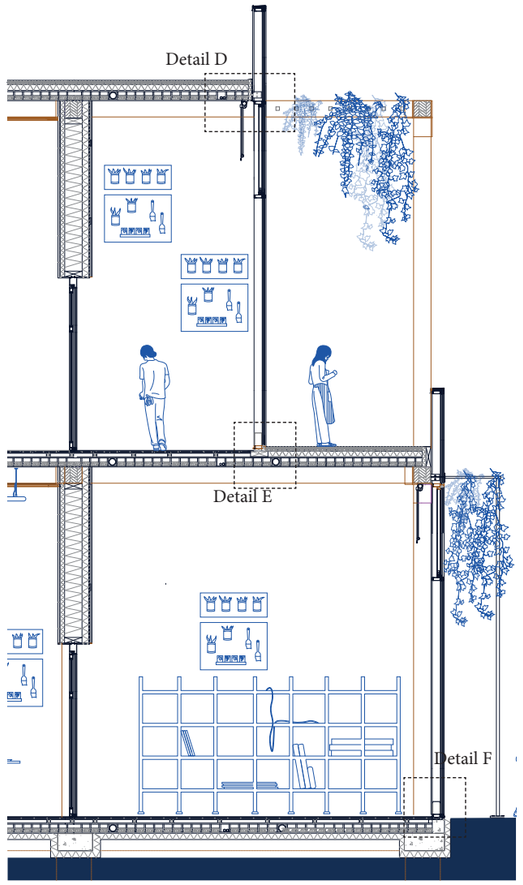



1:20 Combination Drawing of Workshop Area

Kayla Bain 5499380

1:5 Fragment D

POTLUCK CREATIVE CENTRE

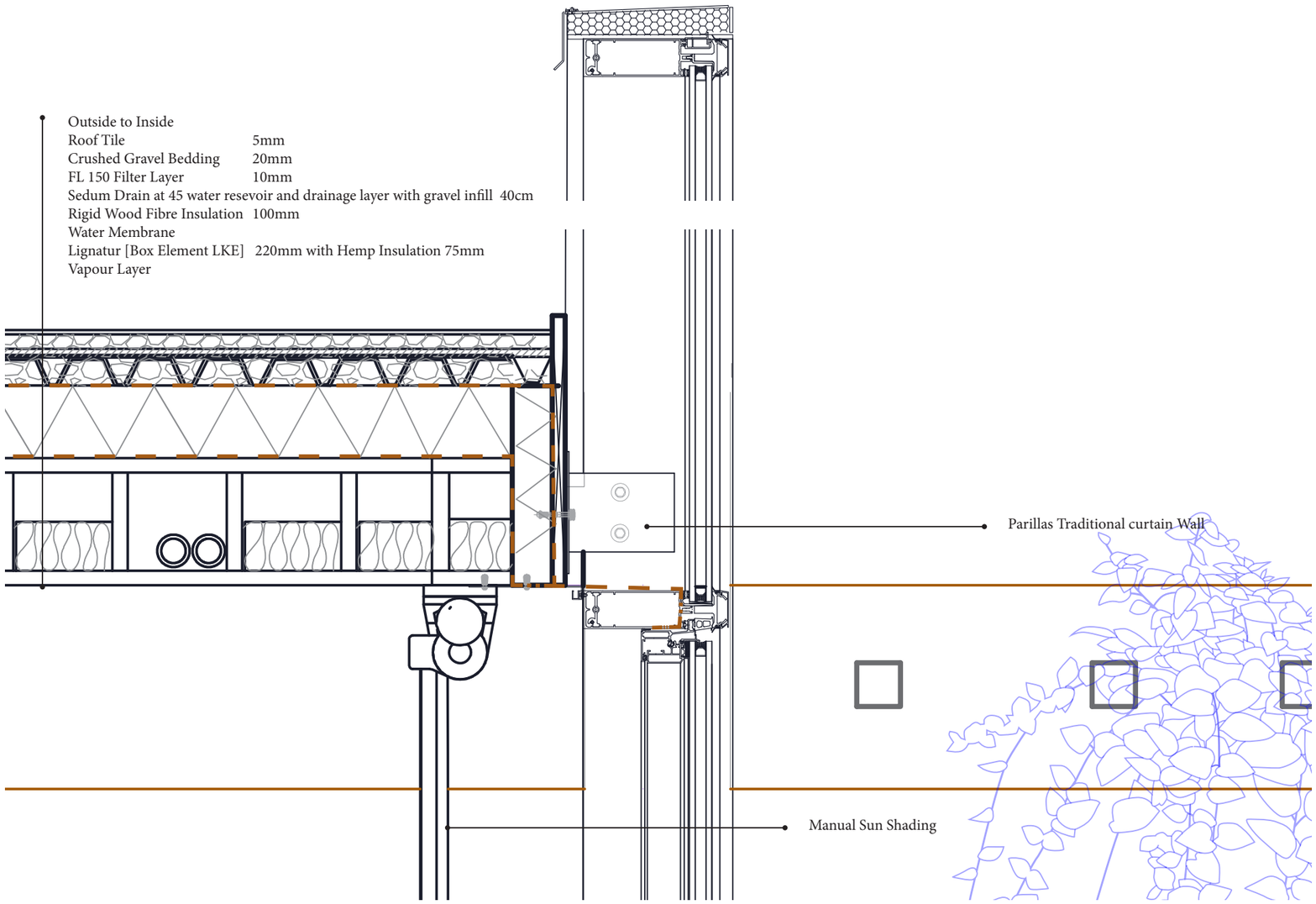

Kayla Bain 5499380

1:5 Fragment E

POTLUCK CREATIVE CENTRE

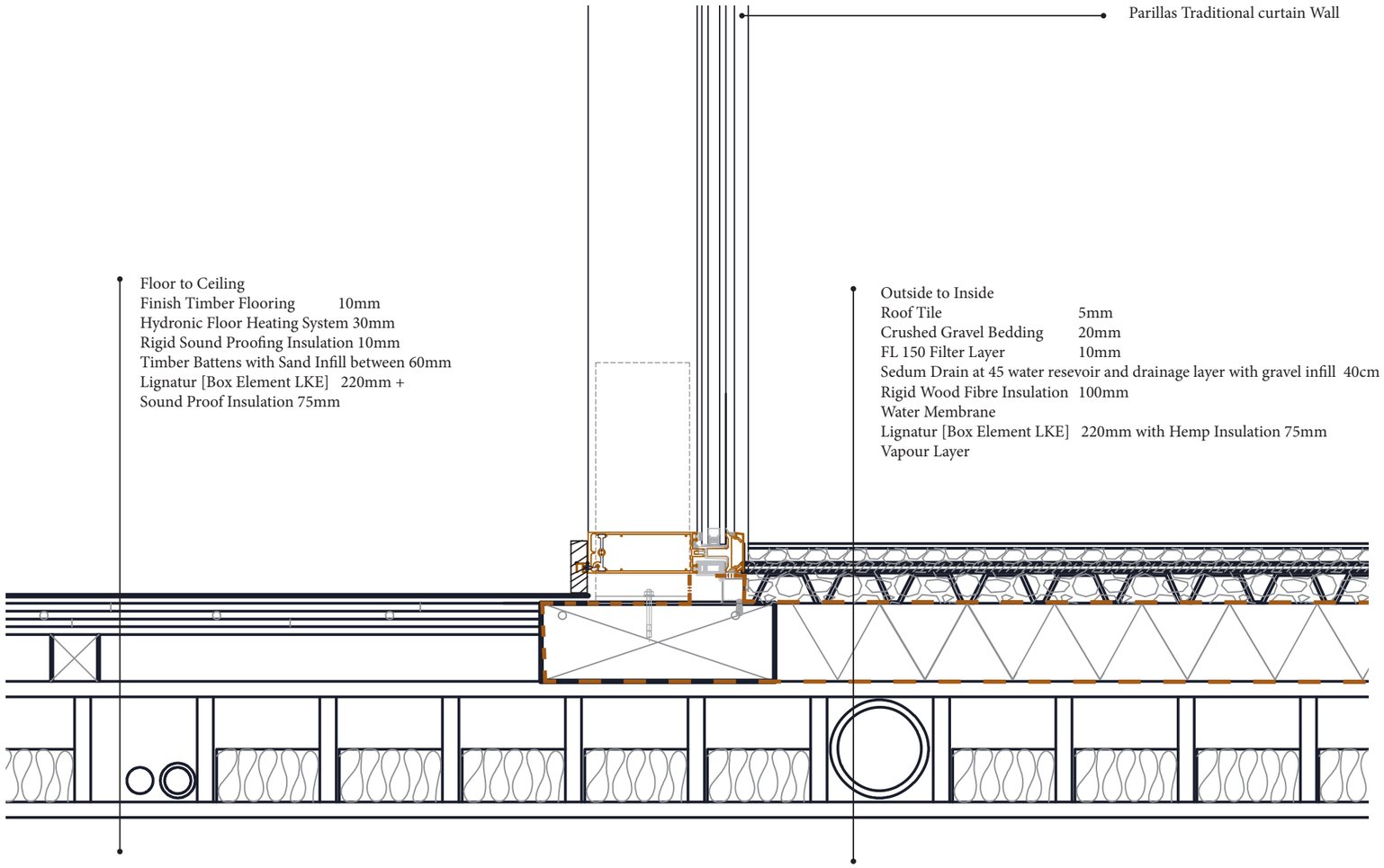

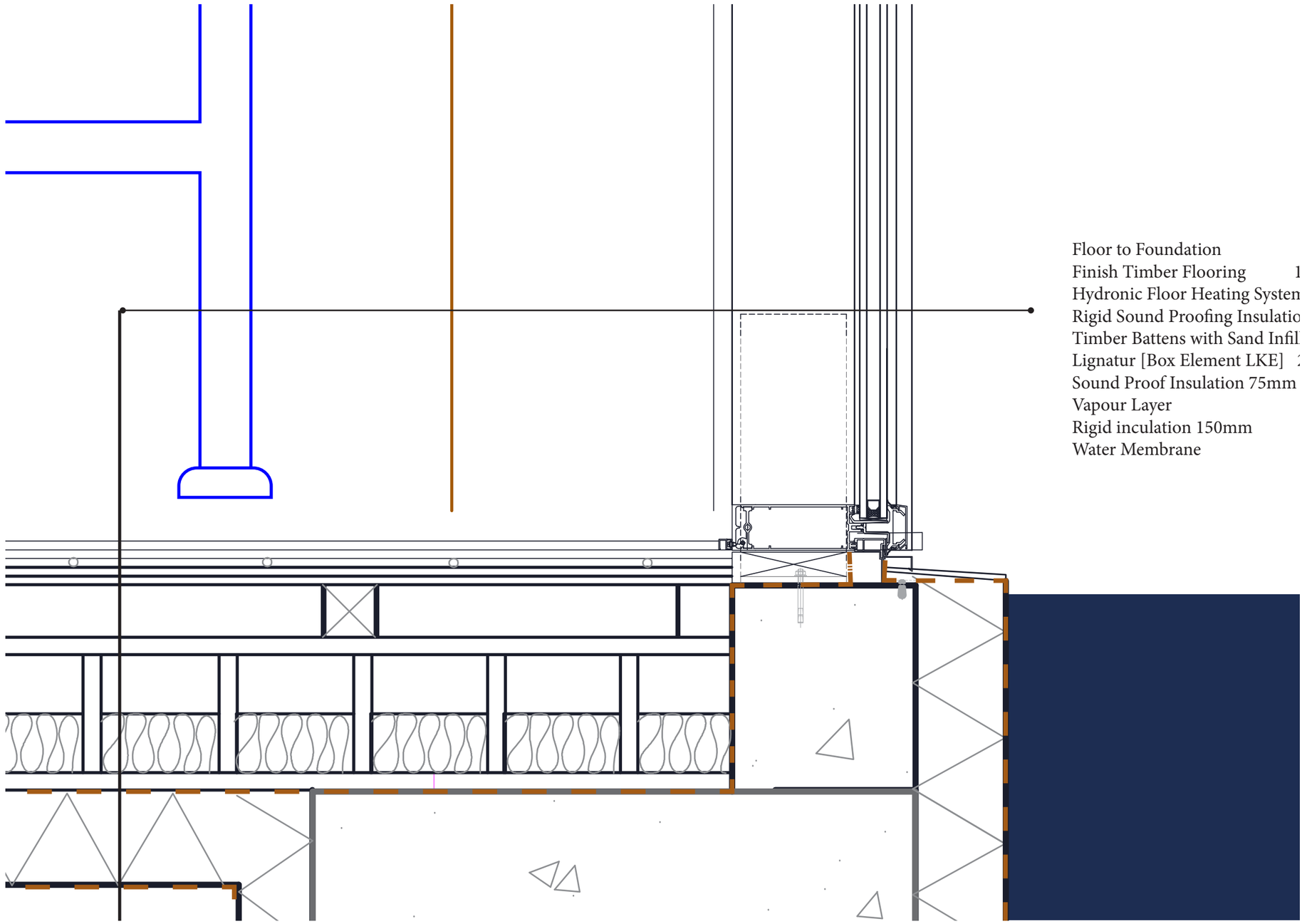

Floor to Foundation
Finish Timber Flooring 1
Hydronic Floor Heating Systen
Rigid Sound Proofing Insulatio
Timber Battens with Sand Infil
Lignatur [Box Element LKE] 1
Sound Proof Insulation 75mm
Vapour Layer
Rigid inculation 150mm
Water Membrane

Kayla Bain 5499380

1:50 Fragment

POTLUCK CREATIVE CENTRE

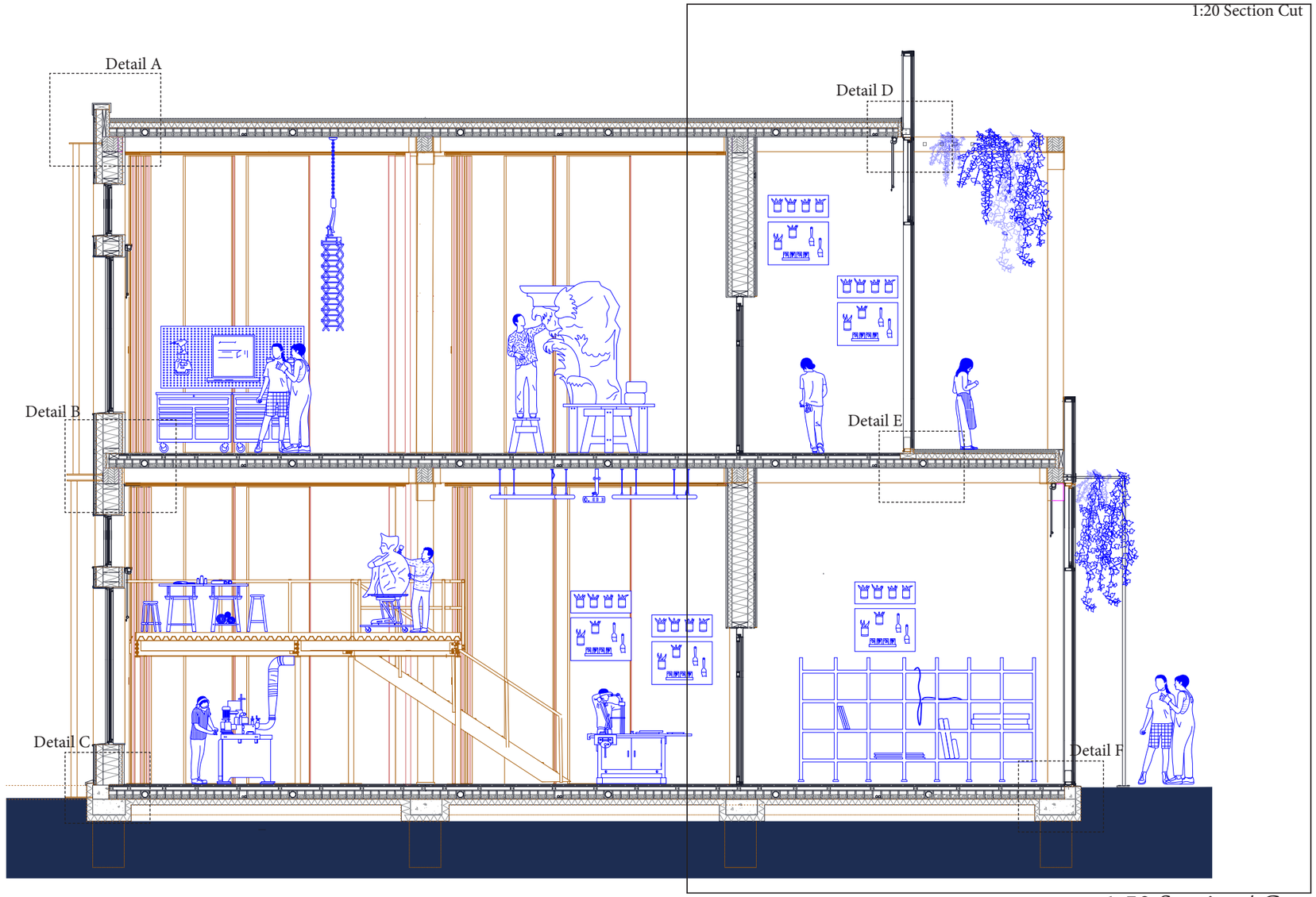

1:50 Section/ Cross Cut

Kayla Bain 5499380

1:5 Fragment A

POTLUCK CREATIVE CENTRE

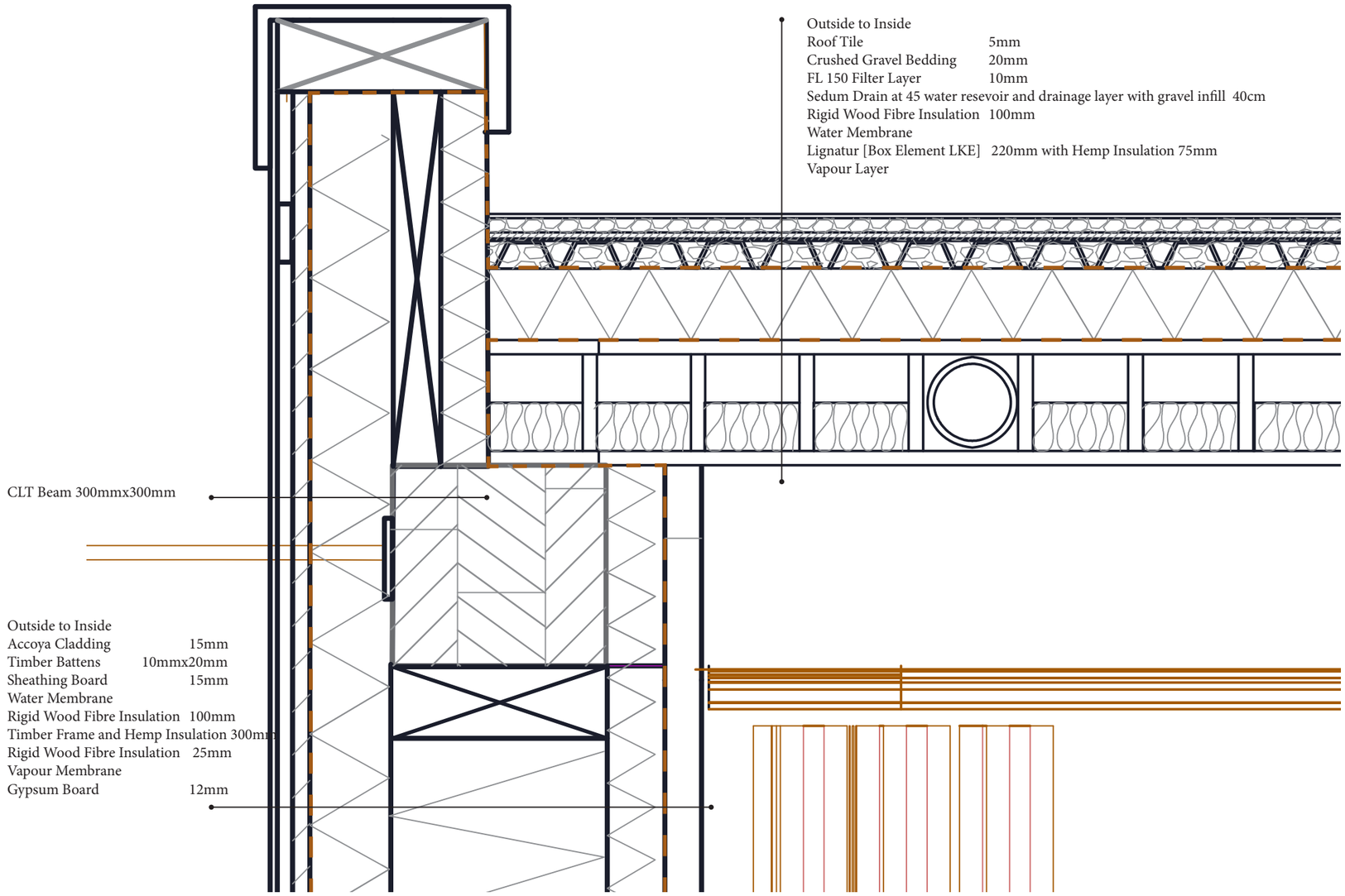

Kayla Bain 5499380

1:5 Fragment B

POTLUCK CREATIVE CENTRE

Floor to Ceiling
Finish Timber Flooring 10mm
Hydronic Floor Heating System 30mm
Rigid Sound Proofing Insulation 10mm
Timber Battens with Sand Infill between 60mm
Lignatur [Box Element LKE] 220mm +
Sound Proof Insulation 75mm

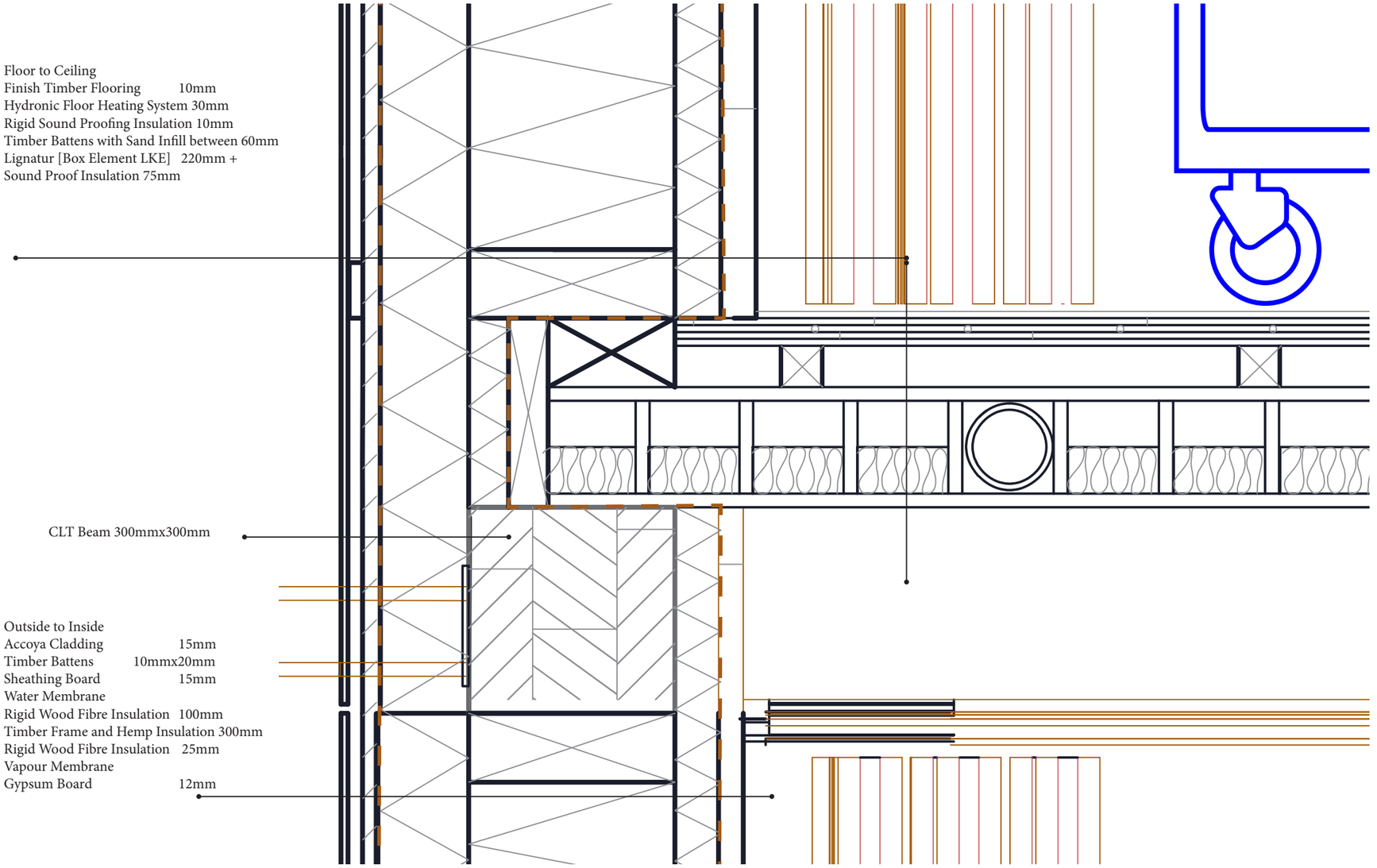

CLT Beam 300mmx300mm

Outside to Inside
Accoya Cladding 15mm
Timber Battens 10mmx20mm
Sheathing Board 15mm
Water Membrane
Rigid Wood Fibre Insulation 100mm
Timber Frame and Hemp Insulation 300mm
Rigid Wood Fibre Insulation 25mm
Vapour Membrane
Gypsum Board 12mm

RESILIENCE

The Potluck allows resilience through landscape, wh
grammed furthur in the future, giving it room to adapt. S
ing's interioir is flexible and placed within a grid permitt

MULTIPLICITY

The Potluck focuses on accomodating different forms of
the community. Giving them the space where they can l
making, business skills traditionally through library a
ting,open learning, and a space to sell their trades.

HYBRIDITY

This Potluck Creative Centre focuses on a hybrid betw
pillars and a park. This hybrid master plan allows for peo
to not only interact with the pillars but also the envelo
outdoor functions that cater to different types of users
interactive art, outdoor play areas, urban farming, and r

SUSTAINABILITY

The Potluck will incoporate 4 main design cycles:
-Urban Mining- Using bricks and shiping containers alr
within buildings.
-Green Roof-Thermal Mass and Insulation
-Native landscape- Promoying nature ecosystem
-Lifecycle of building material- constructing buildings t

POTLUCK Creative Center

Public Buildings Graduation Studio 2022/2023
Kayla Bain 5499380

[Text Book Definition] Potluck:

A communal meal to which multiple people bring a collection of different dishes to share in one space.

Dishes
Berlin Archipelago Theory
Creative Islands which are seperate buildings, connected through a networking system via green park. These creative Islands will differ in programs and cater to various types of learning, and making different trades.

Collection
Spaces where people can gather to showcase their tradas and products, to gain income or exposure. Some spaces will be seasonal and can transform based the demands and climate.

One Space
A masterplan which allows the park (lanscape design and activities) to be the networking element between the creative islands and functions.

Masterplan — 7.300m2

Creative Building	1440m2
(7) Art Studios	336m2
(8)Learning Wokshop Spaces	240m2
Lounge Space	100m2
Free Flexible Space and Reception	200m2
Service Spaces	204m2
Circulation	30%
Analytical Building	1270m2
Open Learning	430m2
Multimedia Flexible Space and Reception	110m2
Experimental Open Working Area	120m2
(3)Classrooms	253m2
Service	90m2
Circulation	30%
Literary/Practical Building	1300m2
Cooking	80m2
Lounge	140m2
(3)Startup rooms	200m2
Library/Free Space and Reception	400m2
Service	180m2
Public Realm	1500m2
Auditorium	600m2
Cafe	300m2
Shop	300m2
Service	700m2
Circulation	30%
Workshop	1200m2
Market Strop	500m2
Landscape Interventions	
Squares for Installations	
Urban Farming	
Green House Pods	
Botanical Areas	

Berlin Analysis

Average rent price per square meter in every district

Expensive Rent

Problem Statement
Lack of Spaces for Various Creative Forms

Problem Question
How can various Informal Creative Forms be translated into spaces in a Flexible Formal Space?

Public Condensor Goal
Joining multiple creative forms to make one space of learning, making, and expressing in an experimental Public Condenser

Neighbourhood Analysis

Culture Pillars
Distance between centre of all neighbourhoods:
1 Andreasviertel
2 Weberwiese
3 Wriezener Bahnhof

Berghain
Holzmarkt
Berlin Wall
Radialsystem

Site Analysis

Central Neighbourghood and Access

Existing Green Areas
New Green Lung
Main Connection Routes from Green Lung to existing

Atmosphere AI Images

Creative Building
Workshop
Literary Building
Public Realm
Analytical Building
Market Strip

Green Lung for Central Neighbourghoods

Commercial and Neighbourhood Mix
Neighbourhood
Industrialized Area

Zoning of Land Use

Metro Parking
High School
Theatre Workshop
Berghain
Homeless Shelter

Important Buildings to Keep and Demolish

Building Axis
Route Axis
Main Focal Points

Main Axis and Points for Master Plan

Literary/ Practical
Workshop
Analytical
Seasonal Market Strop
Creative
Public Realm

Building mass on site concept

The potluck is a time-honored tradition that makes most of us pull out our slow cookers, dust off our festive-themed holiday serving dishes, and indulge in way (way) too many cookies. However, it's also a time when the best of intentions go awry. From raw chicken to accidental babysitters

Site Section B 1:1000

Time and Function Flexibility
Function Flexibility
Creative Building
Workshop
Analytical Building
Public Realm
Literary Building
New Buildings
Market Strip
Existing Buildings

Master Plan 1:1000

Building Strategy

Archipelago Theory Massing

Typology 1
Typology 2
Typology 3
Typology 4
Typology 5

Phase 1
Urban Mind materials from Demolishes buildings on site
Prepare the site for the Flexible landscape and Wetland area

Phase 2
Create Wetland and Decks/foundations for future buildings

Phase 3
Construct a the Workshop Area

Phase 4
Construct the Creative Building

Phase 5
Construct the Public Realm and Literary Building

Phase 6
Construct the Analytical Building

Phase 7
Additions can be added on to the buildings through the Modules

Phase 8
Deconstruct Buildings to give way to the landscape and be erected at another site

POTLUCK Creative Center

Public Buildings Graduation Studio 2022/2023
Kayla Bain 5499380

Technology
Adaptability
Integrative Design
Health and Wellbeing
Economic Prosperity
Social Safety
POTLUCK CREATIVE CENTRE
Community
Eductaion
Identity
Population and Growth
Open Space
Food
Climate Change
Biodiversity
Resource Efficiency

1:200 Structural Axo of Workshop

Beam and Column on Foundation
Floor system added
Walls added
Curtain Wall added

Making and Service Module
Making and Service Module SIngle
Making and Service Module Double
Entire Module can be added
6m x 6m Module for different functions Structural

Studio ,Teaching,Open Module
Studio ,Teaching,Open Module Single
Studio ,Teaching,Open Module Double

N

POTLUCK Creative Center

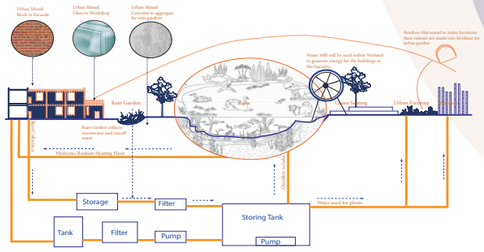

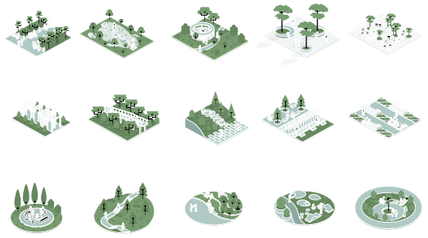

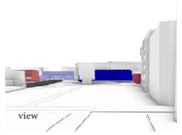
view

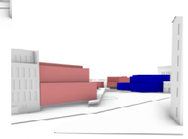
view

Diagrammatic Section

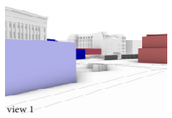
view 1

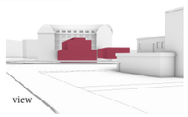
view

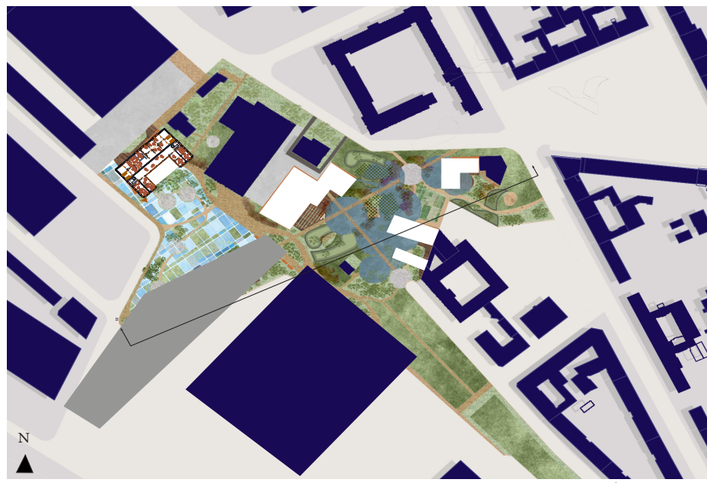

Master Plan 1:1000

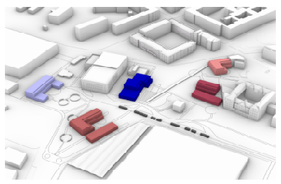

POTLUCK Creative Center

Public Buildings Graduation Studio 2022/2023
Kayla Bain 5499380

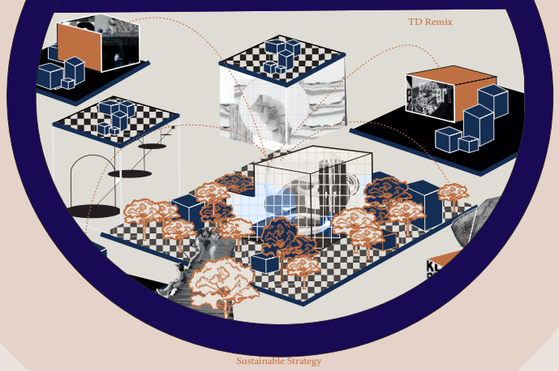

Room Precedents


Public Lounge
GitHub Office San Francisco
FENNIE+MEHL Architects

Exhibition Space
Design Society Shenzhen
MVRDV

Workshop/ Teaching Spaces
Toolsfit
Kraaijvanger Architects

Urban Mining

Native Landscaping

Green Roof

Lifecycle of building materials

Experimental Open Work Area

Classrooms
Evolution/74 Office Space
Hecker Guthrie

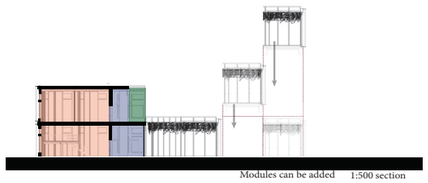
Modules can be added 1:500 section

Indoor and Outdoor Strategy

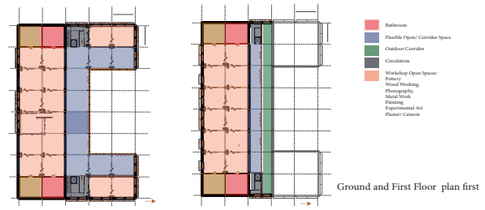

Ground and First Floor plan first

1:500 section

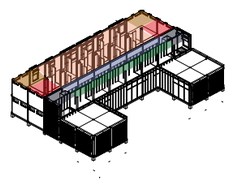
Programm axo

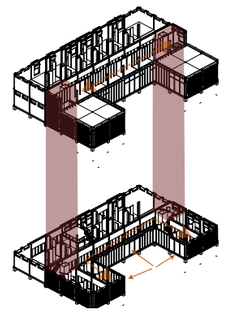
Circulation axo

P4 Posters

Ground Floor Plan 1:200

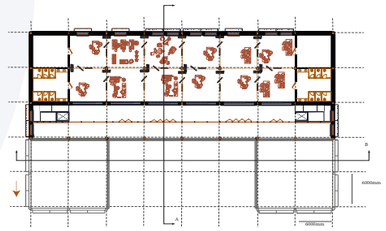

First Floor Plan 1:200

Section A 1:200



Section B 1:200

East Facade 1:200

North Facade 1:200

West Facade 1:200

Inside Workshop Space



Inside Workshop Space

Approach Second Floor

South Facade 1:

POTLUCK Creative Center

Public Buildings Graduation Studio 2022/2023
Kayla Bain 5499380

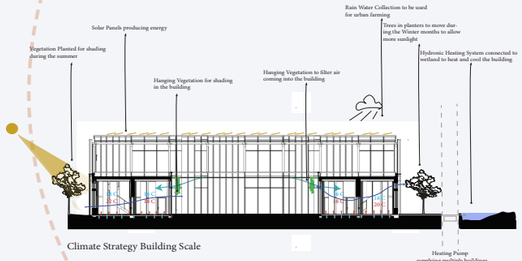

Climate Strategy Building Scale

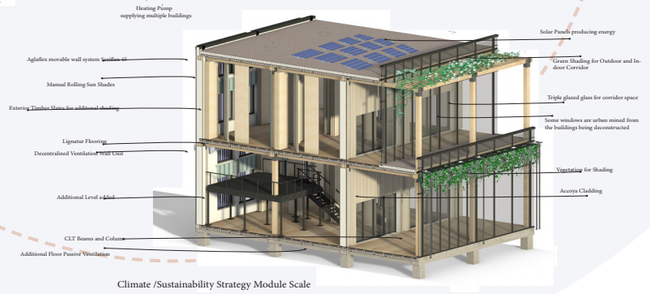

Climate /Sustainability Strategy Module Scale

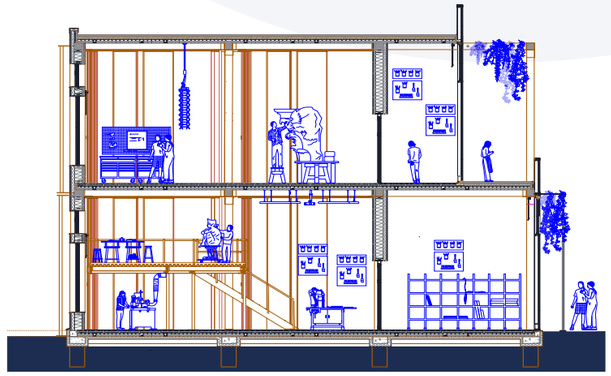

1:50 Cross Section

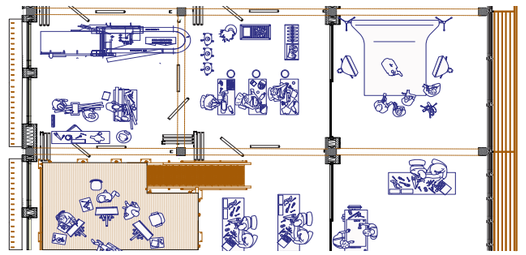

1:50 Plan

POTLUCK Creative Center

Public Buildings Graduation Studio 2022/2023
Kayla Bain 5499380

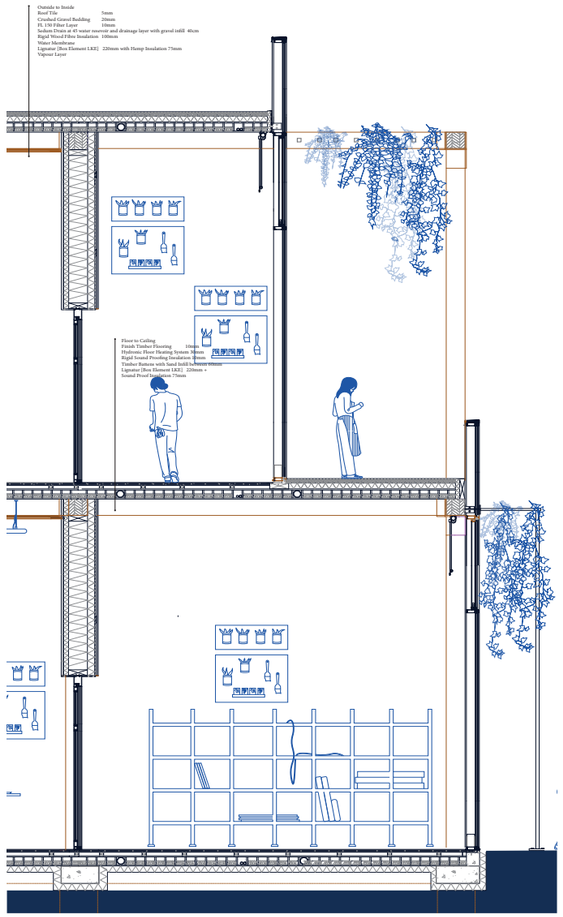

1:20 Combination Drawing of Workshop Area
Elevation, Cross Section and Plan Section

REFLECTION

GRADUATION REFLECTION

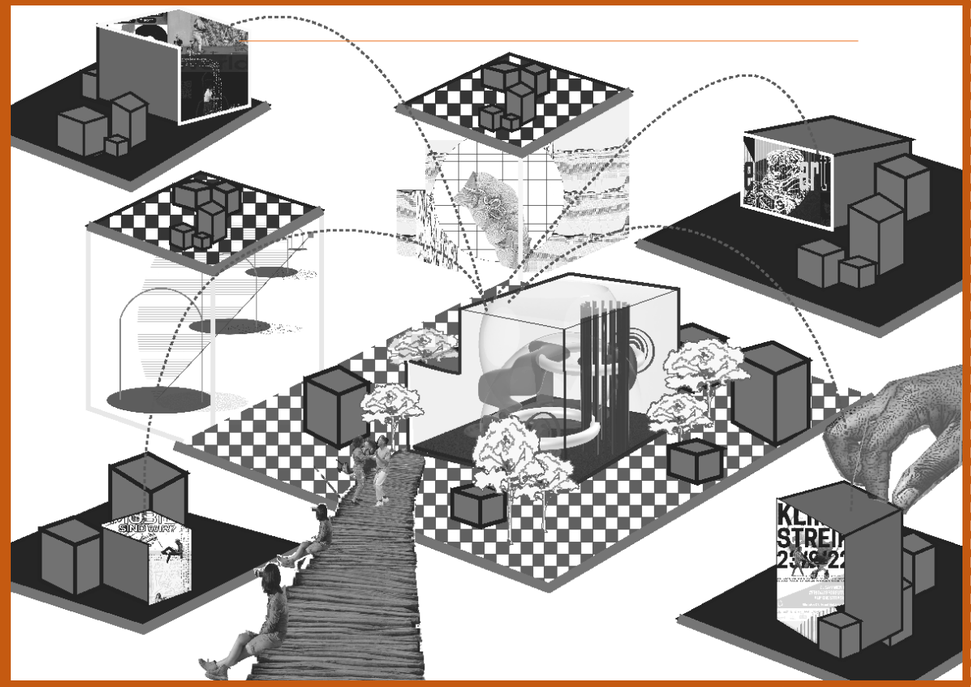

Postproduction Diagram of Potluck *by Kayla Bain*

POTLUCK CREATIVE CENTER

TU DELFT
PUBLIC BUILDING GRADUATION STUDIO 2022-2023

KAYLA BAIN 5499380

INTRODUCTION

The concept of a Public Condenser is to create a social space that can bring people in a shared purpose or program in one space that is currently lacking in such a place. The Potluck Creative Center strives to act as a Public Condenser that encourages the community to come together and learn, grow, and teach in an informal unpressured manner, within a relaxing outdoor park. To supply the users and residents of the Friedrichshain district, with a space that can be made by them for them, using an adaptable module. This module will become a prototype that encourages forgiving learning nature alongside structured spaces to make and teach informal art forms. This condenser becomes necessary not only for Friedrichshain but also for Berlin, as it provides not only space to teach and learn art but also space for artists and future makers to create without worry of their space being taken or out of financial reach.

The Potluck Creative Center was created through research methods including observation, quantitative study, case studies, interviews with Berlin residents, and research through literature, social media, pictures, and events. Focusing on research related to typologies/functions related to each informal creative form and how that is designed in a flexible formal setting.

REFLECTION

Potluck Creative Center: Reflection

Kayla Bain

BERLIN RESEARCH

When first visiting Berlin, it was apparent that the artistic culture was heavily engrained within not only the architecture but the formation of the city. From visiting famous clubs like Berghain, and underground middle-age rock concerts/galleries, to visiting the Suicide Squad [culture hub]. The city embraced all ages, genders, and opinions through various informal artistic forms. The intricate level of communication amongst people within Berlin [workers, residents, youth, tourists] through architecture crossed with cultural means is unique and successful in Berlin. Using methods of posters, graffiti, and painted messages on the pathways.

However, while Berlin has an expansive art output, its results have been questionable after unification. The informal art form of expressing freely in abandoned or open spaces, for all to see and learn is being lost. The informal creative forms, for example, a street artist or individual artist with a craft are being increasingly outstripped by formal art forms such as galleries, and museums. While informal art scene is normally displayed on the façade of the city through street artists and graffiti and is known for its disappearance, which is key to a surplus amount of expressive art. This form, however, is not being supported spatially, with a lack of teaching and studio spaces for these types of art. Which results in not enough exposure for certain creative ambitions and lessens the income for many informal creative outputs.

This issue is mainly due to the recent real estate development and economic landscape, where studio spaces are rising in price and availability. Thus, decreasing the number of spaces where informal creatives can teach, make or display their creative skills. The concern from this is that informal creative forms will not be organically passed through different people of various ethnicities, financial brackets, ages, interests, and genders.

Psycho-Geography Map of Berlin *by Kayla Bain*

COMMONS

POTLUCK CREATIVE CENTRE

RESILIENCE

The Potluck allows resilience through landscape, where it can be programmed further in the future, giving it room to adapt. Similarly, the building's interioir is flexible and placed within a grid permitting new additions.

MULTIPLICITY

The Potluck focuses on accomodating different forms of creative outlets for the community. Giving them the space where they can learn: skills through making, business skills traditionally through library and classroom setting,open learning, and a space to sell their trades.

HYBRIDITY

This Potluck Creative Centre focuses on a hybrid between separate creative pillars and a park. This hybrid master plan allows for people in the community to not only interact with the pillars but also the enveloping park. Which has outdoor functions that cater to different types of users. People interested in interactive art, outdoor play areas, urban farming, and market spaces.

SUSTAINABILITY

The Potluck will incoporate 4 main design cycles:
-Urban Mining- Using bricks and shiping containers already existing on site, within buildings.
-Green Roof-Thermal Mass and Insulation
-Native landscape - Promoting nature ecosystem
-Lifecycle of building material- constructing buildings to where they can be deconstructed in the future and reused.

Montage of Potluck Creative Center

SITE RESEARCH

When exploring the Friedrichshain area for possible sites, with Berlin's first impression in mind, it was noted that the site needed two qualities to supply the use of my Public Condenser. A space for artists to make and a central location of the neighborhoods, for accessibility. With this first-hand view, a number of interviews were made with multiple residents, of various ages, professions, family statuses, and financial brackets, in order to gauge what they needed. The main comments highlighted were more green space, keeping quiet areas the same, and space to; make different arts, learn diverse crafts, and sell crafts.

This led to the chosen site, located near the Am Comeniuspl Common Platz and Berghain, to connect all three Neighborhoods and create a green carpet for the district. The advantage of the site is ample buildings surrounding the site [homeless shelter, theatre workshop, gymnasium, and Berghain]. These buildings already house an existing root in the community, and adding my Public Condenser will fill any gaps needed by the residents.

The site while located next to a park and a large residential/commercial area, also is attached to an industrial area of workshops and warehouses. This gives the site two drastically different atmospheres. During the day it is quiet and works solely as a small park with few visitors aside from a few walkers and passersby. While the night comes alive with festivals held in the park and nightclubs with lingering residents and visitors. Thus, having a condenser that brings more attraction during the day, while still leaving the lively atmosphere at night would further add rather than detract from the community.

RESEARCH QUESTION

How can various Informal Forms of Creativity be translated into places of flexible spaces of formality?

By using different methodologies, I discovered key elements that were needed to further deepen my design concept by answering a few key sub-questions. To further solidify my concept, I visualized my design as a Potluck, comparing every design and research stage tied to this analogy.

Can the archipelago theory of Berlin be translated into a master plan to further support my Potluck concept?

The suggestion from one of my tutors was to read the text *The Archipelago City: Piecing together Collectivities* and discover how the Archipelago theory thrived in Berlin and how it could relate to my Potluck. Leading to and off the P2 stage the archipelago theory was an integral part of my design. By studying how the archipelago theory in Berlin explains that following the war, dispersed significant buildings were selected due to their architectural or cultural significance and connected through networking. This was applied to the Potluck concept where the creative pillar buildings were not physically connected, though connected through a master plan (landscape interventions). This analogy of the archipelago was scrapped after P2 and later evolved into looking at my Potluck Creative Centre as a Campus for making and learning. The Campus concept strengthened my Public Condenser to instead of idolizing separation, it leaned towards connection through function to the Existing functions on site.

How can I input the Potluck Analogy into Architectural Form?

To first gather the initial concept, I researched the analogy of a Potluck. Through an existing interview, it was viewed that the "Potluck is a time-honored tradition that makes most of us pull out our slow cookers, dust off our festive-themed holiday serving dishes, and indulge. However, it's also a time when the best of intentions go awry, from raw chicken to accidental babysitters."[1] This text became

[1] Richter, Sarah S., September 9, 2017. https://www.thekitchn.com/the-worst-potluck-horror-stories-of-all-time-251858.

REFLECTION

the foundation of what my Potluck concept can add to the neighborhood, a place to gather, bring skills, experiment, fail and learn without judgment.

[*Text Book Definition*] Potluck: A communal meal to which multiple people bring a collection of different dishes to share in one space.

[*Concept Definition*] Potluck: Joining multiple creative forms to make one space of learning, making, and expressing in an experimental Public Condenser.

The phrase Potluck will architecturally be broken into the most important conceptual elements:

Dishes: Separate creative pillars

Communal: Centre for the community

One space: Park

Collection: Seasonal Market Hall

What are the potentials for informal learning?

Through the research of various precedent studies of workshops and creative centers paired with interviews of Berlin residents and artists. There is a clear need for programs that can make a creative space not only useful but progressive. Space to learn:

1. Creative forms such as painting, sculpting, etc., [creative]
2. Experimenting in an open format and learning business modules for the art [analytical]
3. Researching through literature and learning practical skills [Literary/Practical]

Along these 3 pillars, other programmatic elements were later added between the P1 and P2 stages, of workshops, market areas, and a public realm. The research was then conducted through a manner of volumetric study if rather the scheme worked as one building or separate elements. With the potluck analogy, the scheme was viewed as a 'table setting' the landscape - table and building- dish, utensils- outdoor activities. Allowing my Potluck to integrate multiplicity through flexible functions and allowing the users of my Condenser to not only interact with the building but the park as well. A precedent study was conducted to decipher which types of rooms were needed in a creative, literary, and analytical space; classrooms, private library spaces, studios, workshops, and open exhibition spaces.

Potluck Setting Diagram by Kayla Bain

REFLECTION

How can informal art translate in a didactic capacity?

For the later stage of P2 and P3, the Potluck analogy was then broken into what core ingredients were needed for my buildings-dishes to succeed. 5 elements were highlighted which produced 10 ingredients. These ingredients allow the informal art to take to be structured in a way that can change with the neighborhood's needs and allows for flexible teaching spaces that can be formal based on the user's requirements and wants.

1. Population and Growth:
- Open Space- More green space to allow for future development,
- Food- Urban Farming
2. Community:
- Education- Open learning, classroom, making.
- Identity and Belonging- space for creatives to grow and make space their own
3. Technology:
- Adaptability- Flexible module on a grid that allows for spaces to be made to fit the user.
- Integrative Design- Users have decisions on how their space is formed
4. Health and Wellbeing
- Economic prosperity- allowing users the space to learn business modules and sell goods.
- Social Safety- Judgment-free zone to learn without the fear of making space being taken away.
5. Climate Change
- Biodiversity- after P3 it was suggested to incorporate my landscape more within my buildings. Hence a wetland was incorporated to provide energy for the building and create an ecosystem. Also using bio-diverse building materials.
- Resource Efficiency- Urban Mind Materials incorporated within the landscape and new buildings.

FRAMEWORK CONCEPT

The basic framework of the Potluck Creative Center is to create a modular design that is simplistic in design that can in the future be used in other projects elsewhere. The system is not customized to the site however will have various wall configurations that can work for other programs and places. By using a post and beam construction, steal connectors, a Lignatur flooring system, and prefabricated wall elements. This allows for easy future additions and dismantling for a circular building cycle. This concept embraces the use of urban mined materials from existing buildings being demolished on-site, to be used within the building.

From the feedback after P3, it was encouraged to keep a flexible and simple structure that focused on a few architectural design decisions that embraced the sustainable design. Implementing sustainable strategies such as solar panels, bio-based materials, urban mined materials, rain and stormwater collection, and energy from watermills in wetlands. From this the Potluck Creative Center is split into 5 phases: Demolish/Urban Mine, Landscape, Ground Buildings (Creative Building, Café and Workshop), Buildings above Wetland (Analytical and Practical Buildings), Building Additions, and added levels.

Programmatically the final concept will join through one common theme which is to learn through making and doing, which can be centered around certain programs. The center will be rigid through set classes that teach certain trades by local artists; however, the spaces will obtain a certain fluidity and flexibility that can be transformed by the users. To match the ever-fast changing pace of the artist scene in Berlin, where it is to make, exhibit, and take down in certain spaces for seasonal and purposeful occasions. This Creative Centre is imagined to be an independent and useful tool for Berlin, which allows users to freely create, experiment, learn, and market their skills and products. This gives the existing artist the space to both create and profit from their skills, while also teaching and nurturing Berlin's output of the new and aspiring artists.

REFLECTION

Potluck Creative Center: Reflection

Kayla Bain

RELEVANCE OF GRADUATION WORK

The importance is to make a creative center that supports all forms of creative expression. A Potluck Creative Center will add space for creative ambitions and give communal enjoyment (value), to the neighborhood. A condenser for all informal creative forms, where persons who practice different forms can teach, learn, and display. Giving a platform for informal art to be in an experimental grey zone where it can be measured, yet uncontrolled between spatial barriers (formal-enclosed and informal-exposed).

The scope of my project is to create a framework to base a creative module form. The design will create a prototype that can be used in other projects to result in structured informal learning. Creating a program that can combine and transform how different creative forms are viewed on a broader scale in the competence level of professions. Praising how creative forms are being embraced through learning may solve some of the social and ecological imbalances within a neighborhood, that are overlooked.

Through embracing the commons this project aims to create prototypes of individual free-thinking spaces and programs while creating a unique multi-functional horizontally hybrid architecture form that can be used for inspiration. This architectural design is to showcase that massing forms should embrace special features based on location to create a successful site addition, while the module/prototype can allow the program, and interior design to embrace flexibility. Permitting for program transformation for future use (adaptability and sustainability).