

SANOM results for OAEI 2017

Mohammadi, Majeed; Atashinb, Amir; Hofmanc, Wout; Tan, Yao-hua

Publication date

2017

Document Version

Final published version

Published in

proceedings of 12th International Workshop on Ontology Matching, OM 2017

Citation (APA)

Mohammadi, M., Atashinb, A., Hofmanc, W., & Tan, Y. (2017). SANOM results for OAEI 2017. In *proceedings of 12th International Workshop on Ontology Matching, OM 2017* (Vol. 2032, pp. 185-189)

Important note

To cite this publication, please use the final published version (if applicable). Please check the document version above.

Copyright

Other than for strictly personal use, it is not permitted to download, forward or distribute the text or part of it, without the consent of the author(s) and/or copyright holder(s), unless the work is under an open content license such as Creative Commons.

Takedown policy

Please contact us and provide details if you believe this document breaches copyrights. We will remove access to the work immediately and investigate your claim.

SANOM results for OAEI 2017

Majid Mohammadi^a, Amir Atashin^b, Wout Hofman^c, Yao-Hua Tan^a

^a*Faculty of Technology, Policy and Management, Delft University of Technology, Netherlands.*

^b*Department of Computer Engineering, Ferdowsi University of Mashhad, Iran.*

^c*TNO research institute, Netherlands.*

Abstract

Simulated annealing-based ontology matching [1], or SANOM, is an ontology alignment system which exploits the well-known simulated annealing to find the correspondences. The system considers three different similarity measures, namely string-based, linguistic-based and structural-based measures. A rudimentary version of the proposed method is participated in Ontology Alignment Evaluation Initiative (OAEI) 2017, and the results are report accordingly.

Keywords: SANOM, ontology alignment, OAEI.

1. System Representation

SANOM is an energy-based ontology alignment system which tries to find the most possible alignment through the minimization of a predefined energy function by the well-known simulated annealing method.

To define the energy function for a given alignment, we need to process each existing correspondence. To do so, three different similarity measures is taken into account. For each correspondence in the alignment, the minus sum of all the similarity measures is considered as the energy; therefore, the alignment with minimum energy entails more similar concepts. In the following, the potential similarity measures are reviewed along with the simulated annealing.

1.1. Simulated Annealing

Simulated annealing is a probabilistic approach to estimate the global optimum of problems which cannot be solved by the standard optimization techniques. As the name suggests, this technique simulates the annealing in metallurgy which slowly cool the materials to decrease their defects.

The controlled cooling in the simulated annealing method is implemented as the decrease in the probability of accepting the worse solution. It is fundamental in this algorithm to accept the worse solutions with some probability in order to escape the local optimum.

Let S be the current state and S' be the *successor* (or the neighbor) created based on the current state. Simulated annealing needs a fitness function to estimate the fineness of each state. The transition form the current state to the next is probabilistic: If the successor has a better fitness than the current state, then the transition to the successor will definitely happen (or with the probability of 1.) In other words, the transition to the successor is made if $\Delta Eng = fitness(successor) - fitness(current) > 0$ where ΔEng is the difference between the fitness of two states and $fitness(a)$ indicates the fineness of the state a . Otherwise, if the successor is not as good as the current state, e.g. $\Delta Eng < 0$, the transition happens with the probability of $P = e^{\frac{\Delta Eng}{T}}$ where T is the temperature. It is plain to see that transition to the worse solution is less likely when the temperature is lower. The simulated annealing algorithm starts with higher temperature and gradually decreases the temperature. This means that the probability of transition to the worse solution is way higher at the beginning, and little by little it is less feasible to get the worse solution as the temperature augments.

1.2. Problem Formulation

The ontology alignment is the relation between the concepts of two given ontologies. The relation (or map) could be seen as a bipartite graph, in which each part represents the concepts of one ontology and the edges indicate the similarity among concepts.

Let G be the bipartite graph depicting the relation between the concepts of two given ontologies. Assume that C_1 and C_2 are the concepts of two given ontologies, the nodes of the graph are the concepts of two ontologies, i.e. $V = C_1 + C_2$, and the edges connect each concept from one side of the graph to the other. The weights w of edges are the similarity among the concepts, which can be shown by $w : E \rightarrow R$, where $E \subseteq C_1 \times C_2$.

The cardinality is assumed to be 1 : 1, meaning that each concept from the first ontology is mapped only with (maximum) one concept from the target. Let $S(e), e \in E$ be the similarity between two arbitrary concepts, the goal could be summarized in the following problem

$$\max \sum_{e \in E} S(e) \quad (1)$$

To gauge the similarity of two given concepts, various measures are considered. The similarity measures are classified into string, linguistic and structural measures. Thus, $S(e)$ can be defined as

$$S(e) = S_s(e) + S_l(e) + S_{st}(e) \quad (2)$$

where $S_s(\cdot)$, $S_l(\cdot)$ and S_{st} are the string, linguistic and structural similarity measures, respectively.

1.3. SANOM

Let the energy function $Eng(\cdot)$ be

$$Eng(E) = \sum_{e \in E} S(e) \quad (3)$$

then the output alignment of the above energy function from the simulated annealing method is the final result of the system.

2. Results

In this section, the results of various tracks in which SANOM has participated are reported.

2.1. The Anatomy track

The Anatomy track is the challenge of matching two different anatomy ontologies from human and mouse. The result of SANOM is compared with other systems via McNemars test. There are two ways to apply McNemars test in which the difference is if we consider the false correspondences or not [2].

Figure 1 shows the directed graph from the outcome of McNemars test over the systems participated in OAEI 2017 while false correspondences are not taken into account. From another angle, Figure 2 shows the same graph but considering the false correspondences. The nodes in the directed graphs are the systems and each directed edge $A \rightarrow B$ indicates that System A is better than System B.

According to these figures, SANOM has outperformed ONTOEMMA, WikiV3 and Alin in both cases while AML, POMap, YAM-Bio and Xmap has a better performance than SANOM. Further, SANOM and KEPLER is quite competitive: If the false correspondences are taken into account KEPLER is better while SANOM is superior if only correct correspondences are taken into account. It means that SANOM has more true and false correspondences than KEPLER.

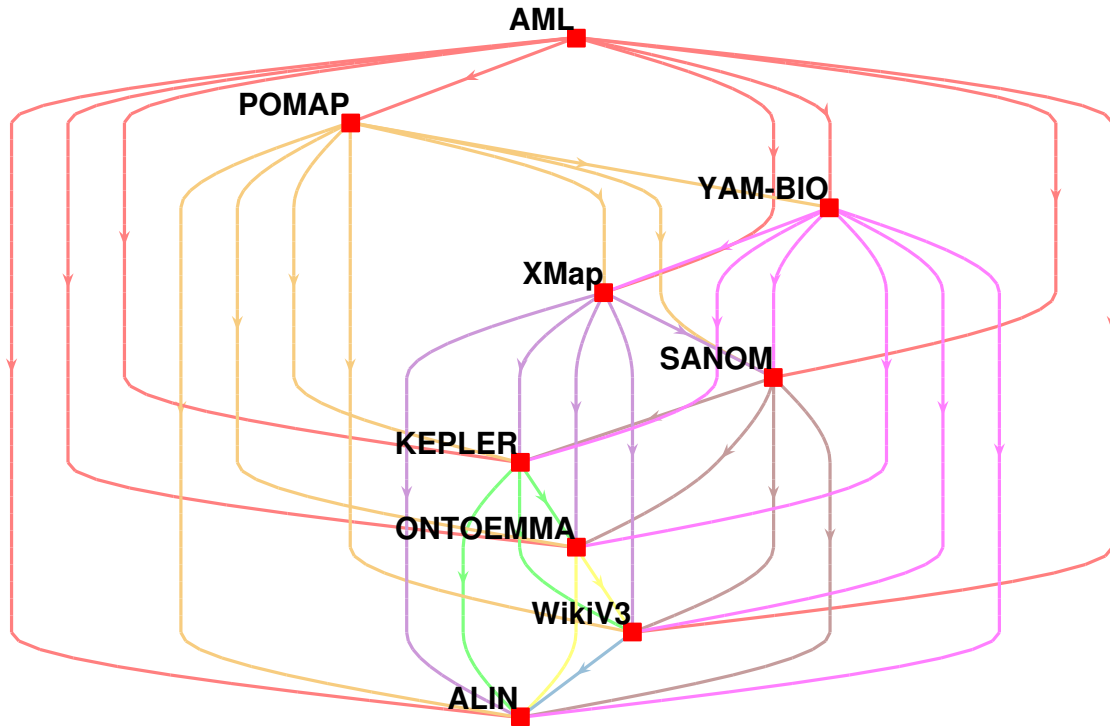


Figure 1: Comparison of alignment systems participated in OAEI 2017 on the anatomy track while the false correspondences are not considered.

Table 1: The average F-measure obtained of the systems over the Conference track

	AML	LogMap	Xmap	KEPLER	LogMapLite	Wiki3	POMap	ALIN	SANOM	ONTMAT
ra1-m1	0.76	0.73	0.73	0.68	0.66	0.66	0.61	0.47	0.43	0.18
ra1-m2	0.58	0.39	0.32	0.21	0.23	0.16	0	0	0	0
ra1-m3	0.74	0.69	0.68	0.59	0.59	0.57	0.52	0.41	0.38	0.11
ra2-m1	0.71	0.67	0.67	0.62	0.6	0.6	0.57	0.44	0.42	0.18
ra2-m2	0.58	0.39	0.35	0.21	0.23	0.16	0	0	0	0
ra2-m3	0.7	0.63	0.63	0.54	0.54	0.52	0.48	0.39	0.37	0.1
rar2-m1	0.71	0.69	0.68	0.63	0.62	0.62	0.58	0.46	0.44	0.18
rar2-m2	0.56	0.4	0.35	0.21	0.23	0.16	0	0	0	0
rar2-m3	0.69	0.66	0.65	0.55	0.56	0.54	0.49	0.41	0.38	0.1

2.2. The Multifarm track

This track includes the alignment between ontologies coming from different languages. SANOM, in the current version, does not use any translator so that it is not able to find good correspondences in this track. However, it has produced some results due to the structural similarity between two ontologies. SANOM is compared with other participants via the Friedman test [3], and the outcome is visualized by the critical difference diagram, as shown in Figure 3. The x-axis in this figure shows the average rank of each system obtained by the Friedman test: The lower the rank, the better the system. The systems with equivalent performance from the statistical point of view are connected to each other by a line.

According to this diagram, AML is the best system in comparison with others. As expected, SANOM does not have a good performance because of lack of a translator, but its performance is slightly better than XMap and LogMapLite.

2.3. The Conference track

The conference track consists of 21 different matching tasks coming from coupling of 6 different ontologies. There are three different mapping tasks, namely mapping only classes (M1), only properties (M2),

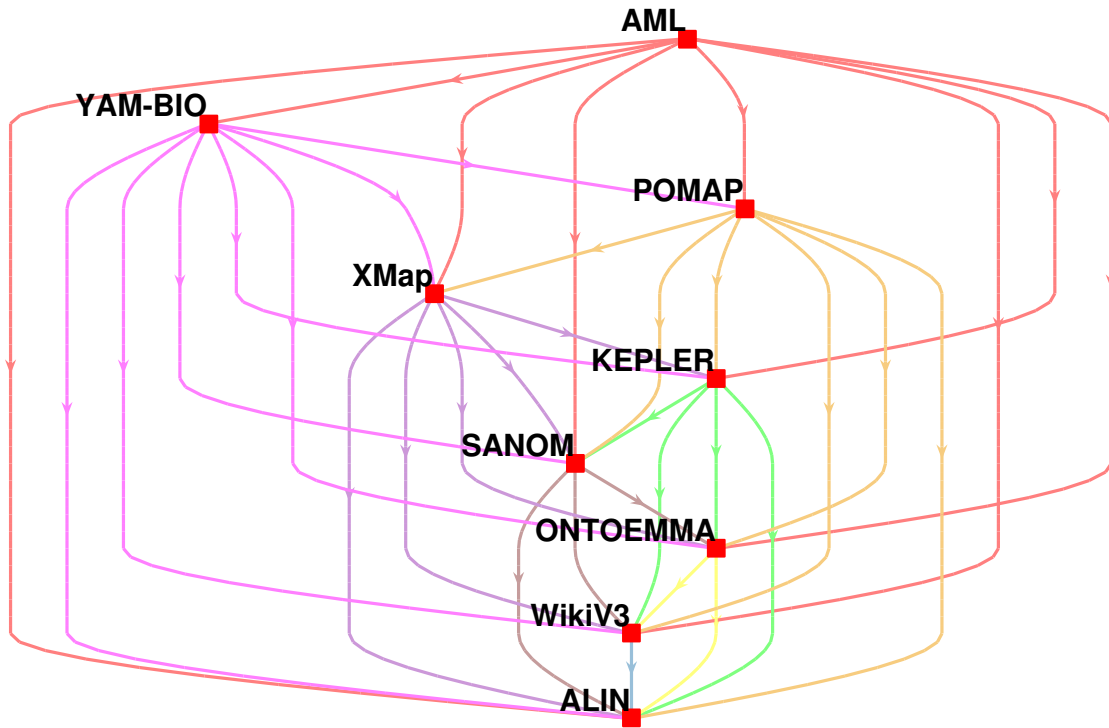


Figure 2: Comparison of alignment systems participated in OAEI 2017 on the anatomy track while the false correspondences are taken into account.

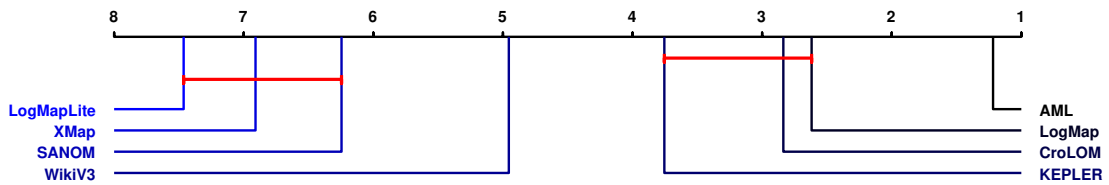


Figure 3: The critical difference diagram obtained from the Friedman test for the systems participated in the MultiFarm track. The x-axis is the rank obtained by the Friedman test and the equivalent systems are connected to each other by the red line. 3

and mapping both (M3). For the reference alignment, three different reference alignments, e.g. ra1, ra2 and rar2, are considered. Therefore, there are overallly 9 different types of matching, each of which has 21 mapping tasks. Table 1 tabulates the average F-measure of SANOM in each type of matching. For the tasks which the properties is desired, SANOM has a degraded performance as its current version does not consider the matching of properties.

2.4. Conclusion

SANOM participated in OAEI 2017 for the first time. The system is in its rudimentary state, but we plan to more advance it to be able to compete with top systems. Nonetheless, the performance of SANOM is quite fair in the tracks it participated this year.

Reference

- [1] M. Mohammadi, A. A. Atashin, W. Hofman, and Y. Tan, "Simulated annealing-based ontology matching," 2017.
- [2] M. Mohammadi, A. A. Atashin, W. Hofman, and Y. Tan, "Comparison of ontology alignment algorithms across single matching task via the McNemar test," *arXiv preprint arXiv:1704.00045*, 2017.
- [3] M. Mohammadi, W. Hofman, and Y. Tan, "A comparative study of ontology matching systems via inferential statistics," 2017.