



Delft University of Technology

Towards structure-independent stabilization for uncertain underactuated Euler–Lagrange systems

Roy, Spandan; Baldi, Simone

DOI

[10.1016/j.automatica.2019.108775](https://doi.org/10.1016/j.automatica.2019.108775)

Publication date

2020

Document Version

Accepted author manuscript

Published in

Automatica

Citation (APA)

Roy, S., & Baldi, S. (2020). Towards structure-independent stabilization for uncertain underactuated Euler–Lagrange systems. *Automatica*, 113, Article 108775.
<https://doi.org/10.1016/j.automatica.2019.108775>

Important note

To cite this publication, please use the final published version (if applicable).
Please check the document version above.

Copyright

Other than for strictly personal use, it is not permitted to download, forward or distribute the text or part of it, without the consent of the author(s) and/or copyright holder(s), unless the work is under an open content license such as Creative Commons.

Takedown policy

Please contact us and provide details if you believe this document breaches copyrights.
We will remove access to the work immediately and investigate your claim.

Towards Structure-Independent Stabilization for Uncertain Underactuated Euler-Lagrange Systems

Spandan Roy ^{a,b}, Simone Baldi ^{c,b}

^aRobotics Research Center, International Institute of Information Technology Hyderabad, Hyderabad, India

^bDelft Center for Systems and Control, Technische Universiteit Delft (TU Delft), Delft, The Netherlands

^cSchool of Mathematics, Southeast University, Nanjing, China

Abstract

Available control methods for underactuated Euler-Lagrange (EL) systems rely on structure-specific constraints that may be appropriate for some systems, but restrictive for others. A generalized (structure-independent) control framework is to a large extent missing, especially in the presence of uncertainty. This paper introduces an adaptive-robust control framework for a quite general class of uncertain underactuated EL systems. Compared to existing literature, the important attributes of the proposed solution are: (i) avoiding structure-specific restrictions, namely, symmetry condition property of the mass matrix, and a priori bounds on non-actuated states or state derivatives; (ii) considering Coriolis, centripetal, friction and gravity terms to be unknown, while only requiring the knowledge of maximum perturbation around a nominal value of the mass matrix; (iii) handling state-dependent uncertainties irrespective of their linear or nonlinear in parameters structure. These features significantly widen the range of underactuated EL systems the proposed solution can handle in comparison to the available methods. Stability is studied analytically and the performance is verified in simulation using offshore boom crane dynamics.

Key words: Adaptive-robust control; Euler-Lagrange systems; Underactuated systems.

1 Introduction

Euler-Lagrange (EL) dynamics are used to describe a large range of real-world systems like robotic manipulators, mobile robots, underwater vehicles, aircrafts, satellites, among others [1–5]. *Underactuation* arises in these systems whenever the independent control inputs are less than their degrees of freedom. Underactuation can be: inherent in the system dynamics (e.g., cranes [6], aircrafts, helicopters [7]); desirable for cost reduction (e.g., satellites with fewer thrusters [8]); imposed for benchmarking (e.g., Acrobot [9], Pendubot [10]). Despite their merits in terms of costs and operational flexibility, underactuated EL, as compared to fully-actuated EL systems, come with greater challenges in terms of control.

Underactuated EL systems have received extensive attentions. Application-specific works [6, 10–16] have appeared along with theoretic works on special classes of underactuated dynamics [7–9, 17–21]. Works in the first

category rely on structure-specific physical constraints that may be appropriate for some systems, but restrictive for others (e.g. prior assumption for a crane on bounded non-actuated state [6, 11, 13] is eventually restrictive for a satellite [8]). For this reason, finding generalized (structure-independent) control solutions for underactuated EL systems is a challenging open problem. Even most works in the second category ([7, 17–20]) rely on a structural *symmetry condition* of the mass matrix (i.e., the mass matrix being function of only the actuated states or only the non-actuated states), stemming from the pioneering work [7]. Such condition becomes difficult to be satisfied as the system complexity rises (e.g., cranes [6, 11, 13], underwater vehicles [22], satellites [8]).

On top of this, parametric uncertainties in underactuated EL system dynamics terms (mass, Coriolis, centripetal, friction and gravity terms), inevitable in practical scenarios, increase the control challenge. While [19] gives an overview of control approaches aimed at tackling uncertainty in a *robust* sense, such approaches either require precise knowledge of such terms [19–21], or perturbation bounds around nominal values [8, 16]. Such a priori system knowledge is often difficult to obtain. In light of this overview, a control design for uncertain underactuated EL systems removing several restrictions in terms of structural constraints and a priori knowledge of

* This work was partly supported by the Fundamental Research Funds for the Central Universities Grant 4007019109, and by the special guiding funds for double first-class Grant 4007019201. Corresponding author: S. Baldi

Email addresses: spandan.roy@iiit.ac.in (Spandan Roy), s.baldi@tudelft.nl (Simone Baldi).

system dynamics, is relevant and missing. In pursuit of this objective, this paper proposes an *Adaptive-Robust Control* (ARC) framework for a class of uncertain underactuated EL systems with three main contributions:

- The proposed solution does not rely on symmetry condition of mass matrix and it does not assume non-actuated states to be bounded.
- Coriolis, centripetal, friction and gravity terms are considered completely unknown; only a perturbation bound around a nominal value of the mass matrix is required for control design.
- Compared to ARC advances [23–25] (dealing with fully-actuated dynamics), the proposed ARC tackles underactuated dynamics in both linear-in-parameters (LIP) and nonlinear-in-parameters (NLIP) form.

The class under consideration covers several underactuated EL systems addressed in literature, with the exception of non-holonomic EL systems (cf. Remark 3).

The following notations are used: $\lambda_{\min}(\bullet)$ and $\|\bullet\|$ represent minimum eigenvalue and Euclidean norm of (\bullet) respectively; \mathbf{I}_n denotes identity matrix with dimension $n \times n$; $\mathbf{D} > \mathbf{0}$ denotes a positive definite matrix \mathbf{D} .

2 System Dynamics and Problem Formulation

Consider the following class of underactuated Euler-Lagrange (EL) systems

$$\mathbf{M}(\mathbf{q})\ddot{\mathbf{q}} + \mathbf{C}(\mathbf{q}, \dot{\mathbf{q}})\dot{\mathbf{q}} + \mathbf{G}(\mathbf{q}) + \mathbf{F}(\dot{\mathbf{q}}) + \mathbf{d}_s = [\boldsymbol{\tau}^T \mathbf{0}^T]^T, \quad (1)$$

where $\mathbf{q} \in \mathbb{R}^n$ is the vector of generalized coordinates (positions), and $\dot{\mathbf{q}} \in \mathbb{R}^n$ is the vector of generalized velocities; $\mathbf{M}(\mathbf{q}) \in \mathbb{R}^{n \times n}$ is the mass/inertia matrix; $\mathbf{C}(\mathbf{q}, \dot{\mathbf{q}}) \in \mathbb{R}^{n \times n}$ denotes the Coriolis, centripetal terms; $\mathbf{G}(\mathbf{q}) \in \mathbb{R}^n$ denotes the gravity terms; $\mathbf{F}(\dot{\mathbf{q}}) \in \mathbb{R}^n$ denotes the vector of damping and friction forces; $\mathbf{d}_s(t) \in \mathbb{R}^n$ denotes bounded external disturbances and $\boldsymbol{\tau} \in \mathbb{R}^m$ is the generalized control input, where $(n-m) \leq m < n$. For most EL systems of practical interest, a few properties can be claimed (cf. [1]) which are later exploited for control design as well as stability analysis:

Property 1: $\exists c_b, g_b, f_b, \bar{d} \in \mathbb{R}^+$ such that $\|\mathbf{C}(\mathbf{q}, \dot{\mathbf{q}})\| \leq c_b \|\dot{\mathbf{q}}\|$, $\|\mathbf{G}(\mathbf{q})\| \leq g_b$, $\|\mathbf{F}(\dot{\mathbf{q}})\| \leq f_b \|\dot{\mathbf{q}}\|$ and $\|\mathbf{d}_s(t)\| \leq \bar{d}$.
Property 2: $\mathbf{M}(\mathbf{q})$ is symmetric¹ and uniformly positive definite. This implies that $\exists \mu_1, \mu_2 \in \mathbb{R}^+$ such that

$$0 < \mu_1 \mathbf{I}_n \leq \mathbf{M}(\mathbf{q}) \leq \mu_2 \mathbf{I}_n. \quad (2)$$

Further, consider the decomposition of \mathbf{M} as $\mathbf{M} = \hat{\mathbf{M}} + \Delta\mathbf{M}$, where $\hat{\mathbf{M}}$ and $\Delta\mathbf{M}$ represent the nominal and perturbation terms of the mass matrix, respectively. The EL

¹ The term “symmetric” is not to be confused with the “symmetry condition” proposed in [7, 17–20], cf. Remark 1.

system (1) is considered to be uncertain in the sense that precise parametric knowledge of the system dynamics terms $\mathbf{M}, \mathbf{C}, \mathbf{F}, \mathbf{G}$ and \mathbf{d}_s is not available. The following challenge is imposed in the form of an assumption:

Assumption 1 Only a nominal $\hat{\mathbf{M}}$ and an upper bound for $\Delta\mathbf{M}$ are available, while the terms $\mathbf{C}, \mathbf{F}, \mathbf{G}, \mathbf{d}_s$ and their upper bounds c_b, f_b, g_b and \bar{d} are unknown.

Remark 1 No assumption is made on how actuated and non-actuated states affect $\mathbf{M}, \mathbf{C}, \mathbf{F}, \mathbf{G}$ or \mathbf{d}_s . Therefore, restrictive assumptions such as symmetry condition of mass matrix, i.e., $\mathbf{M}(\mathbf{q}) = \mathbf{M}(\mathbf{q}_a)$ or $\mathbf{M}(\mathbf{q}) = \mathbf{M}(\mathbf{q}_u)$ ([7, 17–20]) or boundedness of state derivatives ([20]) or of non-actuated states ([6, 11, 13]) are completely avoided.

For controller design, as well as for convenience of notation, let us rewrite system (1) by distinguishing between the actuated and non-actuated dynamics, as follows:

$$\mathbf{M}(\mathbf{q})\ddot{\mathbf{q}} + \mathbf{N}(\mathbf{q}, \dot{\mathbf{q}}) + \mathbf{d}_s = [\boldsymbol{\tau}^T \mathbf{0}^T]^T, \quad (3)$$

where $\mathbf{q} = [\mathbf{q}_a^T \mathbf{q}_u^T]^T$, being $\mathbf{q}_a \in \mathbb{R}^m$ the actuated states, $\mathbf{q}_u \in \mathbb{R}^{(n-m)}$ the non-actuated states and

$$\begin{aligned} \mathbf{M} &\triangleq \begin{bmatrix} \mathbf{M}_{aa} & \mathbf{M}_{au} \\ \mathbf{M}_{au}^T & \mathbf{M}_{uu} \end{bmatrix}, & \mathbf{M}_{aa} &\in \mathbb{R}^{m \times m}, \mathbf{M}_{au} \in \mathbb{R}^{m \times (n-m)} \\ & & \mathbf{M}_{uu} &\in \mathbb{R}^{(n-m) \times (n-m)}, \\ \mathbf{N} &\triangleq \mathbf{C}\dot{\mathbf{q}} + \mathbf{G} + \mathbf{F} = \begin{bmatrix} \mathbf{N}_a^T & \mathbf{N}_u^T \end{bmatrix}^T, & \mathbf{N}_a &\in \mathbb{R}^m, \mathbf{N}_u \in \mathbb{R}^{(n-m)}, \\ \mathbf{d}_s &\triangleq \begin{bmatrix} \mathbf{d}_a^T & \mathbf{d}_u^T \end{bmatrix}^T, & \mathbf{d}_a &\in \mathbb{R}^m, \mathbf{d}_u \in \mathbb{R}^{(n-m)}. \end{aligned} \quad (4)$$

Dependency of the system dynamic terms on $(\mathbf{q}, \dot{\mathbf{q}})$ has been and will be omitted whenever convenient. After suitable mathematical rearrangements, the system dynamics (3) can further be represented as [9, 21]

$$\ddot{\mathbf{q}}_u = -\mathbf{M}_{uu}^{-1} \mathbf{M}_{au}^T \ddot{\mathbf{q}}_a + \mathbf{h}_u, \quad (5a)$$

$$\ddot{\mathbf{q}}_a = \mathbf{M}_s^{-1} \boldsymbol{\tau} + \mathbf{h}_a, \quad (5b)$$

where

$$\mathbf{h}_u \triangleq \mathbf{M}_{uu}^{-1}(\mathbf{N}_u + \mathbf{d}_u),$$

$$\mathbf{h}_a \triangleq \mathbf{M}_s^{-1}(\mathbf{N}_a + \mathbf{d}_a - \mathbf{M}_{au} \mathbf{M}_{uu}^{-1}(\mathbf{N}_u + \mathbf{d}_u)),$$

$$\mathbf{M}_s \triangleq \mathbf{M}_{aa} - \mathbf{M}_{au} \mathbf{M}_{uu}^{-1} \mathbf{M}_{au}^T.$$

As $\mathbf{M} > \mathbf{0}$ by Property 2, existence of $\mathbf{M}_s^{-1}, \mathbf{M}_{aa}^{-1}$ and \mathbf{M}_{uu}^{-1} is always ensured [8, 9, 21].

Remark 2 The dynamics under consideration are a class of EL dynamics, in view of having $(n-m) \leq m$. Most EL systems of practical interest reported in literature belong to such class (e.g., Acrobot [9], Pendubot [10], aircrafts, helicopters [7], quadrotors [14], crane systems [11–13, 15, 19, 26], satellites [8], ships and underwater

vehicles [22] etc.). Nevertheless, the class under consideration does not cover having dependent coordinates (nonholonomic EL systems [16]), or singular mass matrices arising from such dependent coordinates [27, 28].

Remark 3 In the absence of the unmatched disturbance \mathbf{d}_u in (3), asymptotic stability was achieved [19] assuming no parametric uncertainty. In the presence of \mathbf{d}_u , [20] showed that asymptotic stability is impossible and proposed Uniformly Ultimately Bounded (UUB) stability, again assuming no parametric uncertainty. In the presence of unmatched disturbance and parametric uncertainty, no control design has been reported avoiding the issues in Remark 1, which is the objective of this work.

Let $\mathbf{q}, \dot{\mathbf{q}}$ be available for feedback, and let us consider a fixed-point equilibrium \mathbf{q}^d for the unforced version of system (5) (without external forces such as inputs and disturbances), i.e., \mathbf{q}^d being feasible. The following is a sufficient condition known in underactuated dynamics literature to ensure controllability to a desired fixed-point equilibrium \mathbf{q}^d of system (5) [29–31].

Assumption 2 The block $\mathbf{M}_{au}(\mathbf{q})$ is full rank $\forall \mathbf{q} \in \mathbb{R}^n$.

Remark 4 Assumption 2 excludes ill-posed cases such as \mathbf{M}_{au} being zero, in which case the non-actuated dynamics (5a) would be uncontrollable. Assumption 2 focuses on stabilization around a fixed point. For tracking of time-varying trajectories, it is challenging to characterize the feasible trajectories: these are in general application-specific (cf. [8, 32] for discussions on feasibility).

3 Controller Design

Let $\mathbf{q}^d \triangleq [\mathbf{q}_a^d \ \mathbf{q}_u^d]^T$ and let $\mathbf{e}_a \triangleq \mathbf{q}_a - \mathbf{q}_a^d$, $\mathbf{e}_u \triangleq \mathbf{q}_u - \mathbf{q}_u^d$ be the tracking error in actuated and non-actuated states, respectively. Define an auxiliary error variable \mathbf{r} as:

$$\mathbf{r} \triangleq \Upsilon_a \dot{\mathbf{e}}_a + \Gamma_a \mathbf{e}_a + \Upsilon_u \dot{\mathbf{e}}_u + \Gamma_u \mathbf{e}_u, \quad (6)$$

where $\Upsilon_a, \Gamma_a \in \mathbb{R}^{m \times m}$ and $\Upsilon_u, \Gamma_u \in \mathbb{R}^{m \times (n-m)}$ are user-defined matrices; Υ_a, Γ_a are designed such that $\Upsilon_a > \mathbf{0}$, $\Gamma_a > \mathbf{0}$ and $\Upsilon_a^{-1} \Gamma_a > \mathbf{0}$; Υ_u, Γ_u are designed to be of full rank $(n-m)$.

Using (5a) and (5b), the time derivative of (6) yields

$$\begin{aligned} \dot{\mathbf{r}} &= \Upsilon_a \ddot{\mathbf{q}}_a + \Gamma_a \dot{\mathbf{e}}_a + \Upsilon_u \ddot{\mathbf{q}}_u + \Gamma_u \dot{\mathbf{e}}_u \\ &= (\Upsilon_a - \Upsilon_u \mathbf{M}_{uu}^{-1} \mathbf{M}_{au}^T) (\mathbf{M}_s^{-1} \boldsymbol{\tau} + \mathbf{h}_a) + \Upsilon_u \mathbf{h}_u \\ &\quad + \Gamma_a \dot{\mathbf{e}}_a + \Gamma_u \dot{\mathbf{e}}_u \\ &= \mathbf{b} \boldsymbol{\tau} + \boldsymbol{\phi} + \mathbf{S}_r, \end{aligned} \quad (7)$$

where

$$\begin{aligned} \mathbf{b} &\triangleq (\Upsilon_a - \Upsilon_u \mathbf{M}_{uu}^{-1} \mathbf{M}_{au}^T) \mathbf{M}_s^{-1} \\ \boldsymbol{\phi} &\triangleq (\Upsilon_a - \Upsilon_u \mathbf{M}_{uu}^{-1} \mathbf{M}_{au}^T) \mathbf{h}_a + \Upsilon_u \mathbf{h}_u \\ \mathbf{S}_r &\triangleq \Gamma_a \dot{\mathbf{e}}_a + \Gamma_u \dot{\mathbf{e}}_u. \end{aligned}$$

The control law is designed as

$$\boldsymbol{\tau} = \hat{\mathbf{b}}^{-1} (-\boldsymbol{\Lambda} \mathbf{r} - \mathbf{S}_r - \Delta \boldsymbol{\tau}), \quad \Delta \boldsymbol{\tau} = \begin{cases} \rho \frac{\mathbf{r}}{\|\mathbf{r}\|} & \text{if } \|\mathbf{r}\| \geq \epsilon \\ \rho \frac{\mathbf{r}}{\epsilon} & \text{if } \|\mathbf{r}\| < \epsilon \end{cases}, \quad (8)$$

where $\boldsymbol{\Lambda} \in \mathbb{R}^{m \times m}$ satisfies $\boldsymbol{\Lambda} > \mathbf{0}$; $\Delta \boldsymbol{\tau}$ tackles uncertainties utilizing the gain ρ and $\epsilon > 0$ is a small scalar to avoid chattering (the saturation in (8) can be replaced with a smooth sigmoid function with minor modifications in stability analysis [33]). The design of ρ will be discussed later. Finally, $\hat{\mathbf{b}}$ is the nominal value of \mathbf{b} (arising from the nominal knowledge of \mathbf{M}) which satisfies:

Assumption 3 A scalar E is known such that

$$\|\mathbf{b} \hat{\mathbf{b}}^{-1} - \mathbf{I}_m\| \leq E < 1. \quad (9)$$

Remark 5 Similarly to fully-actuated EL systems [1, 33–35], the value of E can be calculated based on the upper bound of $\Delta \mathbf{M}$ (cf. Assumption 1): the smaller $\Delta \mathbf{M}$, the smaller E , being $E < 1$ required for stability analysis.

Substituting (8) into (7) yields

$$\dot{\mathbf{r}} = -\boldsymbol{\Lambda} \mathbf{r} - \Delta \boldsymbol{\tau} + \boldsymbol{\Psi} - (\mathbf{b} \hat{\mathbf{b}}^{-1} - \mathbf{I}_m) \Delta \boldsymbol{\tau}, \quad (10)$$

where $\boldsymbol{\Psi} \triangleq \boldsymbol{\phi} - (\mathbf{b} \hat{\mathbf{b}}^{-1} - \mathbf{I}_m) (\boldsymbol{\Lambda} \mathbf{r} + \mathbf{S}_r)$. From Properties 1 and 2, one can verify

$$\begin{aligned} \|\mathbf{N}\| &\leq \|\mathbf{C}\| \|\dot{\mathbf{q}}\| + \|\mathbf{G}\| + \|\mathbf{F}\| \\ &\leq c_b \|\dot{\mathbf{q}}\|^2 + g_b + f_b \|\dot{\mathbf{q}}\|. \end{aligned} \quad (11)$$

Let $\boldsymbol{\xi} \triangleq [\mathbf{e}^T \ \dot{\mathbf{e}}^T]^T = [\mathbf{e}_a^T \ \mathbf{e}_u^T \ \dot{\mathbf{e}}_a^T \ \dot{\mathbf{e}}_u^T]^T$. Using the fact $\|\dot{\mathbf{e}}\| \leq \|\boldsymbol{\xi}\|$, and substituting $\dot{\mathbf{q}} = \dot{\mathbf{e}}$ in (11) gives

$$\|\mathbf{N}\| \leq g_b + f_b \|\boldsymbol{\xi}\| + c_b \|\boldsymbol{\xi}\|^2. \quad (12)$$

Using the inequalities $\|\mathbf{N}_u\| \leq \|\mathbf{N}\|, \|\mathbf{N}_a\| \leq \|\mathbf{N}\|$, $\|\mathbf{d}_u\| \leq \|\mathbf{d}\| \leq \bar{d}$, $\|\mathbf{d}_a\| \leq \|\mathbf{d}\| \leq \bar{d}$, $\|\mathbf{e}_a\| \leq \|\boldsymbol{\xi}\|$, $\|\mathbf{e}_u\| \leq \|\boldsymbol{\xi}\|$, $\|\dot{\mathbf{e}}_a\| \leq \|\boldsymbol{\xi}\|$, $\|\dot{\mathbf{e}}_u\| \leq \|\boldsymbol{\xi}\|$ in (5) as well as (9) and (12), the following bound can be obtained:

$$\begin{aligned} \|\boldsymbol{\Psi}\| &= \|\boldsymbol{\phi} - (\mathbf{b} \hat{\mathbf{b}}^{-1} - \mathbf{I}) (\boldsymbol{\Lambda} \mathbf{r} + \mathbf{S}_r)\| \\ &\leq \|\boldsymbol{\phi}\| + E (\|\boldsymbol{\Lambda}\| \|\mathbf{r}\| + \|\mathbf{S}_r\|), \\ &\leq \theta_0^* + \theta_1^* \|\boldsymbol{\xi}\| + \theta_2^* \|\boldsymbol{\xi}\|^2, \end{aligned} \quad (13)$$

with

$$\begin{aligned} \theta_0^* &\triangleq a g_b + \|\Upsilon_u\| \|\mathbf{M}_{uu}^{-1}\| (g_b + \bar{d}) + a_1, \\ \theta_1^* &\triangleq a f_b + \|\Upsilon_u\| \|\mathbf{M}_{uu}^{-1}\| f_b + E (\|\Gamma_a\| + \|\Gamma_u\|) \\ &\quad + E \|\boldsymbol{\Lambda}\| (\|\Upsilon_a\| + \|\Gamma_a\| + \|\Upsilon_u\| + \|\Gamma_u\|), \\ \theta_2^* &\triangleq a c_b + \|\Upsilon_u\| \|\mathbf{M}_{uu}^{-1}\| c_b, \\ a &\triangleq \|(\Upsilon_a - \Upsilon_u \mathbf{M}_{uu}^{-1} \mathbf{M}_{au})\| (\|\mathbf{M}_s^{-1}\| + \|\mathbf{M}_{au} \mathbf{M}_{uu}^{-1}\|), \\ a_1 &\triangleq \|(\Upsilon_a - \Upsilon_u \mathbf{M}_{uu}^{-1} \mathbf{M}_{au})\| \|\mathbf{M}_s^{-1}\| (1 + \|\mathbf{M}_{au} \mathbf{M}_{uu}^{-1}\|) \bar{d}, \end{aligned}$$

where the scalars $\theta_i^* \in \mathbb{R}^+$, $i = 0, 1, 2$ are *completely unknown* according to Assumption 1.

Using (5a)-(5b), the error dynamics of the non-actuated dynamics can be represented as

$$\begin{aligned}\ddot{\mathbf{e}}_{\mathbf{u}} &= \ddot{\mathbf{q}}_{\mathbf{u}} = -\mathbf{M}_{\mathbf{uu}}^{-1}\mathbf{M}_{\mathbf{au}}^T\ddot{\mathbf{q}}_{\mathbf{a}} + \mathbf{h}_{\mathbf{u}} \\ &= -\mathbf{M}_{\mathbf{uu}}^{-1}\mathbf{M}_{\mathbf{au}}^T(\mathbf{M}_{\mathbf{s}}^{-1}\boldsymbol{\tau} + \mathbf{h}_{\mathbf{a}}) + \mathbf{h}_{\mathbf{u}}.\end{aligned}\quad (14)$$

Substituting (8) into (14) yields

$$\begin{aligned}\dot{\mathbf{x}}_1 &= \mathbf{x}_2 \\ \dot{\mathbf{x}}_2 &= -\mathbf{g}\mathbf{v} - \boldsymbol{\phi}_1,\end{aligned}\quad (15)$$

where $\mathbf{x}_1 \triangleq \mathbf{e}_{\mathbf{u}}$, $\mathbf{x}_2 \triangleq \dot{\mathbf{e}}_{\mathbf{u}}$, $\boldsymbol{\phi}_1 \triangleq (\mathbf{M}_{\mathbf{uu}}^{-1}\mathbf{M}_{\mathbf{au}}^T\mathbf{h}_{\mathbf{a}} + \mathbf{h}_{\mathbf{u}})$, $\mathbf{v} \triangleq (-\boldsymbol{\Lambda}\mathbf{r} - \mathbf{S}_r - \Delta\boldsymbol{\tau})$, $\mathbf{g} \triangleq (\mathbf{M}_{\mathbf{uu}}^{-1}\mathbf{M}_{\mathbf{au}}^T\mathbf{M}_{\mathbf{s}}^{-1})\hat{\mathbf{b}}^{-1}$. Note that $(n-m) \leq m$ by the system definition (1); thus, one can design a constant full-rank matrix $\mathbf{H} \in \mathbb{R}^{(n-m) \times m}$ such that the following holds:

$$\mathbf{K}_1 \triangleq \mathbf{H}\boldsymbol{\Lambda}\boldsymbol{\Gamma}_{\mathbf{u}} > \mathbf{0}, \mathbf{K}_2 \triangleq \mathbf{H}\boldsymbol{\Lambda}\boldsymbol{\Upsilon}_{\mathbf{u}} > \mathbf{0}. \quad (16)$$

Adding and subtracting $\mathbf{H}\mathbf{v}$ to (15) yields

$$\begin{aligned}\dot{\mathbf{x}}_1 &= \mathbf{x}_2 \\ \dot{\mathbf{x}}_2 &= -\mathbf{K}_1\mathbf{x}_1 - \mathbf{K}_2\mathbf{x}_2 + \mathbf{g}\Delta\boldsymbol{\tau} + \boldsymbol{\phi}_2,\end{aligned}\quad (17)$$

where $\boldsymbol{\phi}_2 \triangleq \mathbf{g}\mathbf{S}_r + (\mathbf{H} + \mathbf{g})\boldsymbol{\Lambda}\mathbf{r} - \boldsymbol{\phi}_1 - \mathbf{H}\boldsymbol{\Lambda}(\boldsymbol{\Upsilon}_{\mathbf{a}}\dot{\mathbf{e}}_{\mathbf{a}} + \boldsymbol{\Gamma}_{\mathbf{a}}\mathbf{e}_{\mathbf{a}})$. In line with [29–31] Assumption 2 is required because, when $\mathbf{M}_{\mathbf{au}}$ is not full rank, the rank deficiency in \mathbf{g} would not allow to tackle the uncertainty $\boldsymbol{\phi}_2$ via $\Delta\boldsymbol{\tau}$.

Therefore, taking $\mathbf{x} \triangleq [\mathbf{x}_1^T \mathbf{x}_2^T]^T$, $\mathbf{A} \triangleq \begin{bmatrix} \mathbf{0} & \mathbf{I}_{(n-m)} \\ -\mathbf{K}_1 & -\mathbf{K}_2 \end{bmatrix}$

and $\mathbf{B} \triangleq \begin{bmatrix} \mathbf{0} & \mathbf{I}_{(n-m)} \end{bmatrix}^T$, one has from (17)

$$\dot{\mathbf{x}} = \mathbf{A}\mathbf{x} + \mathbf{B}(\mathbf{g}\Delta\boldsymbol{\tau} + \boldsymbol{\phi}_2) \quad (18)$$

where $\mathbf{K}_1 > \mathbf{0}, \mathbf{K}_2 > \mathbf{0}$ guarantee that \mathbf{A} is Hurwitz. From *Properties 1-2*, the following holds

$$\|\boldsymbol{\phi}_2\| \|\mathbf{P}\mathbf{B}\| \leq (\theta_0^{**} + \theta_1^{**}\|\boldsymbol{\xi}\| + \theta_2^{**}\|\boldsymbol{\xi}\|^2), \quad (19)$$

where $\theta_i^{**} \in \mathbb{R}^+$, $i = 0, 1, 2$ are unknown scalars whose expressions follow from similar steps as (13); $\mathbf{P} > \mathbf{0}$ is the solution to the Lyapunov equation $\mathbf{A}^T\mathbf{P} + \mathbf{P}\mathbf{A} = -\mathbf{Q}$ for some $\mathbf{Q} > \mathbf{0}$. The term $\|\mathbf{P}\mathbf{B}\|$ in (19) is primarily considered for subsequent mathematical simplifications. The vectors $\boldsymbol{\Psi}$ and $\boldsymbol{\phi}_2$ act as the *overall uncertainty* in the closed-loop dynamics (7) and (18), respectively.

Remark 6 A standard assumption in underactuated EL literature is that the system dynamics terms are LIP [12, 13, 23–25]. Control designs for NLIP systems have

appeared, e.g., in [36], which however do not consider underactuation. It is noteworthy that, due to *Properties 1 and 2*, the upper bounds of $\|\boldsymbol{\Psi}\|$ and $\|\boldsymbol{\phi}_2\|$ always exhibit the LIP structures (13) and (19), irrespective of the fact that the terms $\boldsymbol{\Psi}$ and $\boldsymbol{\phi}_2$ are LIP or NLIP.

Using the structures of the upper bounds of $\|\boldsymbol{\Psi}\|$ and $\|\boldsymbol{\phi}_2\|$ in (13) and (19) respectively, we are now ready to design ρ in (8) as

$$\rho = \frac{1}{(1-E)}(\hat{\theta}_0 + \hat{\theta}_1\|\boldsymbol{\xi}\| + \hat{\theta}_2\|\boldsymbol{\xi}\|^2 + \gamma), \quad (20)$$

with adaptive laws ($i = 0, 1, 2$)

$$\dot{\hat{\theta}}_i = \eta_i(\|\mathbf{r}\| + \|\mathbf{x}\|)\|\boldsymbol{\xi}\|^i - \zeta_i\hat{\theta}_i\beta\|\mathbf{x}\|\|\boldsymbol{\xi}\|^i, \quad (21a)$$

$$\begin{aligned}\dot{\gamma} &= -\gamma\{\gamma_0 + \gamma_1(\|\boldsymbol{\xi}\|^5 - \|\boldsymbol{\xi}\|^4) + \gamma_2(\|\mathbf{x}\| + \|\boldsymbol{\xi}\|)\} \\ &\quad + \gamma_0(\|\mathbf{r}\| + \|\mathbf{x}\|) + \gamma_0\nu,\end{aligned}\quad (21b)$$

$$\text{initial conditions } \hat{\theta}_i(0) > 0, \gamma(0) > \nu, \quad (21c)$$

$$\text{and } \eta_i, \zeta_i, \beta, \gamma_0, \gamma_1, \gamma_2, \nu \in \mathbb{R}^+, \quad (21d)$$

satisfying the following inequalities

$$\gamma_2 \geq \gamma_1, \beta > 1 + (E_1/(1-E)), \quad (21e)$$

with E_1 being a constant satisfying $\|\mathbf{P}\mathbf{B}\mathbf{g}\| \leq E_1$, and derived from the known upper bound of $\Delta\mathbf{M}$ in Assumption 1. In (21), $\hat{\theta}_i$ is the estimate of $\bar{\theta}_i^* \triangleq \max\{\theta_i^*, \theta_i^{**}\}$, $i = 0, 1, 2$; γ is an auxiliary gain which has a crucial role in closed-loop system stabilization and it will be detailed later (cf. Remark 7). It can be verified that the design $\gamma_0, \gamma_1, \gamma_2 \in \mathbb{R}^+$ with $\gamma_2 \geq \gamma_1$ makes the term ‘ $\gamma_0 + \gamma_1(\|\boldsymbol{\xi}\|^5 - \|\boldsymbol{\xi}\|^4) + \gamma_2(\|\mathbf{x}\| + \|\boldsymbol{\xi}\|)$ ’ in (21b) positive for all $\mathbf{x}, \boldsymbol{\xi}$.

4 Stability Analysis of The Proposed ARC

Theorem 4 Under *Properties 1-2* and *Assumptions 1-3*, the closed-loop trajectories of (5) employing the ARC laws (8), (20) with gain conditions (16) and adaptive laws (21) are Uniformly Ultimately Bounded (UUB).

Proof. Stability is analyzed via the Lyapunov function:

$$V = \frac{1}{2} \left\{ \mathbf{r}^T\mathbf{r} + \mathbf{x}^T\mathbf{P}\mathbf{x} + \sum_{i=0}^2 \frac{1}{\eta_i}(\hat{\theta}_i - \bar{\theta}_i^*)^2 + \frac{\gamma^2}{\gamma_0} \right\}, \quad (22)$$

where $\bar{\theta}_i^* = \max\{\theta_i^*, \theta_i^{**}\}$. Stability analysis considers the two cases (i) $\|\mathbf{r}\| \geq \epsilon$ and (ii) $\|\mathbf{r}\| < \epsilon$ using the common Lyapunov function (22).

Case (i) $\|\mathbf{r}\| \geq \epsilon$

Using (8), (13) and (20), from (7) we have

$$\begin{aligned}\mathbf{r}^T \dot{\mathbf{r}} &= \mathbf{r}^T (-\mathbf{A}\mathbf{r} - \Delta\boldsymbol{\tau} + \boldsymbol{\Psi} - (\mathbf{b}\hat{\mathbf{b}}^{-1} - \mathbf{I}_m)\Delta\boldsymbol{\tau}) \\ &\leq -\mathbf{r}^T \mathbf{A}\mathbf{r} - (1-E)\rho\|\mathbf{r}\| + \sum_{i=0}^2 \theta_i^* \|\boldsymbol{\xi}\|^i \|\mathbf{r}\| \\ &\leq -\mathbf{r}^T \mathbf{A}\mathbf{r} - \sum_{i=0}^2 (\hat{\theta}_i \|\boldsymbol{\xi}\|^i + \gamma) \|\mathbf{r}\| + \bar{\theta}_i^* \|\boldsymbol{\xi}\|^i \|\mathbf{r}\|. \quad (23)\end{aligned}$$

Further,

$$\begin{aligned}\frac{1}{2} \frac{d}{dt} \mathbf{x}^T \mathbf{P} \mathbf{x} &= -\frac{1}{2} \mathbf{x}^T \mathbf{Q} \mathbf{x} + \mathbf{x}^T \mathbf{P} \mathbf{B} (\mathbf{g} \Delta\boldsymbol{\tau} + \boldsymbol{\phi}_2) \\ &\leq -\frac{1}{2} \mathbf{x}^T \mathbf{Q} \mathbf{x} + \rho E_1 \|\mathbf{x}\| + \|\boldsymbol{\phi}_2\| \|\mathbf{P} \mathbf{B}\| \|\mathbf{x}\|. \quad (24)\end{aligned}$$

Substituting (19) into (24) yields

$$\begin{aligned}\frac{1}{2} \frac{d}{dt} \mathbf{x}^T \mathbf{P} \mathbf{x} &\leq -\frac{1}{2} \mathbf{x}^T \mathbf{Q} \mathbf{x} + \sum_{i=0}^2 \theta_i^* \|\boldsymbol{\xi}\|^i \|\mathbf{x}\| \\ &\quad + \frac{E_1}{1-E} \sum_{i=0}^2 (\hat{\theta}_i \|\boldsymbol{\xi}\|^i + \gamma) \|\mathbf{x}\| \leq -\frac{1}{2} \mathbf{x}^T \mathbf{Q} \mathbf{x} \\ &\quad + \sum_{i=0}^2 \bar{\theta}_i^* \|\boldsymbol{\xi}\|^i \|\mathbf{x}\| + \frac{E_1}{1-E} \sum_{i=0}^2 (\hat{\theta}_i \|\boldsymbol{\xi}\|^i + \gamma) \|\mathbf{x}\|. \quad (25)\end{aligned}$$

Using the adaptive laws (21a) and (21b), we have

$$\begin{aligned}(1/\eta_i)(\dot{\hat{\theta}}_i - \bar{\theta}_i^*)\hat{\theta}_i &= (1/\eta_i)(\hat{\theta}_i - \bar{\theta}_i^*)(\eta_i(\|\mathbf{r}\| + \|\mathbf{x}\|)\|\boldsymbol{\xi}\|^i \\ &\quad - \zeta_i \hat{\theta}_i \beta \|\mathbf{x}\| \|\boldsymbol{\xi}\|^i) \\ &= \hat{\theta}_i(\|\mathbf{r}\| + \|\mathbf{x}\|)\|\boldsymbol{\xi}\|^i - c_i \hat{\theta}_i^2 \|\mathbf{x}\| \|\boldsymbol{\xi}\|^i \\ &\quad - \bar{\theta}_i^*(\|\mathbf{r}\| + \|\mathbf{x}\|)\|\boldsymbol{\xi}\|^i + c_i \hat{\theta}_i \bar{\theta}_i^* \|\mathbf{x}\| \|\boldsymbol{\xi}\|^i, \quad (26) \\ \frac{\gamma \dot{\gamma}}{\gamma_0} &= \frac{\gamma}{\gamma_0} \{\gamma_0(\|\mathbf{r}\| + \|\mathbf{x}\|) - \gamma(\gamma_0 + \gamma_1(\|\boldsymbol{\xi}\|^5 - \|\boldsymbol{\xi}\|^4) \\ &\quad + \gamma_2 \|\mathbf{x}\|) + \gamma_0 \nu\} \\ &= \gamma(\|\mathbf{r}\| + \|\mathbf{x}\|) - \gamma^2 \{1 + \bar{\gamma}(\|\boldsymbol{\xi}\|^5 - \|\boldsymbol{\xi}\|^4) \\ &\quad + c_3(\|\mathbf{x}\| + \|\boldsymbol{\xi}\|)\} + \gamma \nu, \quad (27)\end{aligned}$$

for $i = 0, 1, 2$, where $c_i \triangleq \frac{\zeta_i}{\eta_i} \beta$, $c_3 \triangleq \frac{\gamma_2}{\gamma_0}$ and $\bar{\gamma} \triangleq \frac{\gamma_1}{\gamma_0}$ are positive by virtue of the choice of (21d)-(21e). Therefore,

$$\begin{aligned}\frac{d}{dt} \left(\sum_{i=0}^2 \frac{(\hat{\theta}_i - \bar{\theta}_i^*)^2}{2\eta_i} + \frac{\gamma^2}{2\gamma_0} \right) &= \sum_{i=0}^2 \hat{\theta}_i(\|\mathbf{r}\| + \|\mathbf{x}\|)\|\boldsymbol{\xi}\|^i \\ &\quad - c_i \hat{\theta}_i^2 \|\mathbf{x}\| \|\boldsymbol{\xi}\|^i - \bar{\theta}_i^*(\|\mathbf{r}\| + \|\mathbf{x}\|)\|\boldsymbol{\xi}\|^i + c_i \hat{\theta}_i \bar{\theta}_i^* \|\mathbf{x}\| \|\boldsymbol{\xi}\|^i \\ &\quad - \gamma^2 \{1 + \bar{\gamma}(\|\boldsymbol{\xi}\|^5 - \|\boldsymbol{\xi}\|^4) + c_3(\|\mathbf{x}\| + \|\boldsymbol{\xi}\|)\} \\ &\quad + \gamma(\|\mathbf{r}\| + \|\mathbf{x}\|) + \gamma \nu. \quad (28)\end{aligned}$$

Using (23), (25) and (28), the time derivative of the Lyapunov

function (22) turns out to be

$$\begin{aligned}\dot{V} &\leq -\delta_m(\|\mathbf{r}\|^2 + \|\mathbf{x}\|^2) + \gamma \nu + c\gamma \|\mathbf{x}\| \\ &\quad - \gamma^2 \{1 + \bar{\gamma}(\|\boldsymbol{\xi}\|^5 - \|\boldsymbol{\xi}\|^4) + c_3 \|\mathbf{x}\|\} \\ &\quad + \sum_{i=0}^2 (c\hat{\theta}_i - c_i \hat{\theta}_i^2 + c_i \hat{\theta}_i \bar{\theta}_i^*) \|\boldsymbol{\xi}\|^i \|\mathbf{x}\|, \quad (29)\end{aligned}$$

where $\delta_m \triangleq \min\{\lambda_{\min}(\mathbf{A}), (1/2)\lambda_{\min}(\mathbf{Q})\}$ and $c \triangleq 1 + \frac{E_1}{1-E}$. From $\hat{\theta}_i(t) \geq 0$, the definition of V in (22) yields

$$V \leq \delta_M(\|\mathbf{r}\|^2 + \|\mathbf{x}\|^2) + \sum_{i=0}^2 \frac{(\hat{\theta}_i^2 + \bar{\theta}_i^{*2})}{\eta_i} + \frac{\gamma^2}{\gamma_0}, \quad (30)$$

where $\delta_M \triangleq \max\{1, \|\mathbf{P}\|\}$. Defining $\Omega \triangleq (\delta_m/\delta_M)$ and using (30), inequality (29) is further simplified to

$$\begin{aligned}\dot{V} &\leq -\Omega V + \sum_{i=0}^2 \frac{\Omega}{\eta_i} (\hat{\theta}_i^2 + \bar{\theta}_i^*)^2 + \frac{\Omega}{\gamma_0} \gamma^2 \\ &\quad + \sum_{i=0}^2 (c\hat{\theta}_i - c_i \hat{\theta}_i^2 + c_i \hat{\theta}_i \bar{\theta}_i^*) \|\boldsymbol{\xi}\|^i \|\mathbf{x}\| + \gamma \nu + c\gamma \|\mathbf{x}\| \\ &\quad - \gamma^2 \{1 + \bar{\gamma}(\|\boldsymbol{\xi}\|^5 - \|\boldsymbol{\xi}\|^4) + c_3 \|\mathbf{x}\|\}. \quad (31)\end{aligned}$$

Since c_i and c_3 are positive constants by design, it is always possible to split these terms as

$$c_i = \sum_{j=1}^3 c_{ij}, \quad c_3 = \sum_{k=1}^2 c_{3k}, \quad c_{ij}, c_{3k} > 0 \quad \forall i, j, k, \quad (32)$$

leading to the following simplifications

$$\begin{aligned}&-c_i \hat{\theta}_i^2 + c\hat{\theta}_i + c_i \hat{\theta}_i \bar{\theta}_i^* \\ &= -c_{i1} \hat{\theta}_i^2 - c_{i2} \left\{ \left(\hat{\theta}_i - (c/(2c_{i2})) \right)^2 - (c^2/(4c_{i2}^2)) \right\} \\ &\quad - c_{i3} \left\{ \left(\hat{\theta}_i - ((c_i \bar{\theta}_i^*)/(2c_{i3})) \right)^2 - ((c_i \bar{\theta}_i^*)^2/(4c_{i3}^2)) \right\} \\ &\leq -c_{i1} \hat{\theta}_i^2 + c^2/(4c_{i2}) + (c_i \bar{\theta}_i^*)^2/(4c_{i3}). \quad (33)\end{aligned}$$

Further,

$$\begin{aligned}&-\gamma^2(1 + c_3 \|\mathbf{x}\|) + \gamma \nu + c\gamma \|\mathbf{x}\| \\ &= -c_{31} \gamma^2 \|\mathbf{x}\| - \left\{ (\gamma - (\nu/2))^2 - (\nu/2)^2 \right\} \\ &\quad - c_{32} \|\mathbf{x}\| \left\{ (\gamma - (c/2c_{32}))^2 - (c^2/4c_{32}^2) \right\} \\ &\leq -c_{31} \gamma^2 \|\mathbf{x}\| + (c^2/4c_{32}) \|\mathbf{x}\| + (\nu^2/4). \quad (34)\end{aligned}$$

Investigating the adaptive laws (21a)-(21b) (first-order time-varying linear systems with negative system matrix and positive input) and the initial conditions (21c), it can be verified that $\hat{\theta}_i(t) \geq 0$ and $\gamma(t) \geq \underline{\gamma} > 0 \quad \forall t \geq 0$

for some positive scalar $\underline{\gamma}$. Further $\|\xi\| \geq \|\mathbf{x}\|$. Then, using (33)-(34), inequality (31) becomes

$$\begin{aligned}\dot{V} &\leq -\Omega V + \sum_{i=0}^2 (\Omega/\eta_i)(\hat{\theta}_i^2 + (\bar{\theta}_i^*)^2) + (\Omega/\gamma_0)\gamma^2 + (\nu^2/4) \\ &\quad + \sum_{i=0}^2 \left(\frac{c^2}{4c_{i2}} + \frac{(c_i\bar{\theta}_i^*)^2}{4c_{i3}} \right) \|\xi\|^{i+1} - c_{i1}\hat{\theta}_i^2 \|\mathbf{x}\|^{i+1} \\ &\quad - \underline{\gamma}^2 \bar{\gamma} (\|\xi\|^5 - \|\xi\|^4) - c_{31}\gamma^2 \|\mathbf{x}\| + (c^2/4c_{32}) \|\mathbf{x}\| \\ &= -\Omega V - \hat{\theta}_0^2 (c_{01}\|\mathbf{x}\| - (\Omega/\eta_0)) + f(\|\xi\|) \\ &\quad - \hat{\theta}_1^2 (c_{11}\|\mathbf{x}\|^2 - (\Omega/\eta_1)) - \hat{\theta}_2^2 (c_{21}\|\mathbf{x}\|^3 - (\Omega/\eta_2)) \\ &\quad - \gamma^2 (c_{31}\|\mathbf{x}\| - (\Omega/\gamma_0)), \quad (35)\end{aligned}$$

$$\begin{aligned}\text{where } f(\|\xi\|) &\triangleq -\underline{\gamma}^2 \bar{\gamma} \|\xi\|^5 + \omega_4 \|\xi\|^4 + \omega_3 \|\xi\|^3 \\ &\quad + \omega_2 \|\xi\|^2 + \omega_1 \|\xi\| + \omega_0, \\ \omega_3 &\triangleq c^2/(4c_{22}) + ((c_2\bar{\theta}_2^*)^2/(4c_{23})), \omega_4 \triangleq \underline{\gamma}^2 \bar{\gamma} \\ \omega_2 &\triangleq \frac{c^2}{4c_{12}} + \frac{(c_1\bar{\theta}_1^*)^2}{4c_{13}}, \omega_1 \triangleq \frac{c^2}{4c_{02}} + \frac{(c_0\bar{\theta}_0^*)^2}{4c_{03}} + \frac{c^2}{4c_{32}}, \\ \omega_0 &\triangleq \sum_{i=0}^2 (\Omega/\eta_i)(\bar{\theta}_i^*)^2 + (\nu^2/4).\end{aligned}$$

Using Descartes' rule of sign change [37] and Bolzano's Theorem [38], it can be verified that the polynomial f has exactly one positive real root. Let $\iota \in \mathbb{R}^+$ be the positive real root of f . The coefficient of the highest degree of f is negative as $\underline{\gamma}^2 \bar{\gamma} \in \mathbb{R}^+$. Therefore, $f(\|\xi\|) \leq 0$ when $\|\xi\| \geq \iota$. Define $\iota_0 \triangleq \frac{\Omega}{\eta_0 c_{01}}, \iota_1 \triangleq \sqrt{\frac{\Omega}{\eta_1 c_{11}}}, \iota_2 \triangleq \left(\frac{\Omega}{\eta_2 c_{21}}\right)^{1/3}$ and $\iota_3 \triangleq \frac{\Omega}{\gamma_0 c_{31}}$. Hence, from (35), $\dot{V} \leq -\Omega V$ when

$$\begin{aligned}\min \{\|\mathbf{x}\|, \|\xi\|\} &\geq \max \{\iota, \iota_0, \iota_1, \iota_2, \iota_3\} \\ \Rightarrow \|\mathbf{x}\| &\geq \max \{\iota, \iota_0, \iota_1, \iota_2, \iota_3\}. \quad (36)\end{aligned}$$

Case (ii) $\|\mathbf{r}\| < \epsilon$

Using (8), (13) and (20), from (7), for $\|\mathbf{r}\| < \epsilon$ we have

$$\begin{aligned}\mathbf{r}^T \dot{\mathbf{r}} &\leq -\mathbf{r}^T \mathbf{\Lambda} \mathbf{r} - (1-E)\rho(\|\mathbf{r}\|^2/\epsilon) + \sum_{i=0}^2 \theta_i^* \|\xi\|^i \|\mathbf{r}\| \\ &\leq -\mathbf{r}^T \mathbf{\Lambda} \mathbf{r} + \sum_{i=0}^2 \bar{\theta}_i^* \|\xi\|^i \|\mathbf{r}\|. \quad (37)\end{aligned}$$

Before proceeding further, the following simplification is made for $i = 0, 1, 2$:

$$\begin{aligned}\epsilon \hat{\theta}_i \|\xi\|^i &= \hat{\theta}_i^2 - \left\{ \left(\hat{\theta}_i - (\epsilon \|\xi\|^i)/2 \right)^2 - (\epsilon^2 \|\xi\|^{(2i)})/4 \right\} \\ &\leq \hat{\theta}_i^2 + (\epsilon^2 \|\xi\|^{(2i)})/4. \quad (38)\end{aligned}$$

Using (37)-(38) and a similar procedure as Case (i), the following can be deduced for Case (ii):

$$\begin{aligned}\dot{V} &\leq -\Omega V - \hat{\theta}_0^2 (c_{01}\|\mathbf{x}\| - ((\Omega/\eta_0) + 1)) + f_1(\|\xi\|) \\ &\quad - \hat{\theta}_1^2 (c_{11}\|\mathbf{x}\|^2 - ((\Omega/\eta_1) + 1)) \\ &\quad - \hat{\theta}_2^2 (c_{21}\|\mathbf{x}\|^3 - ((\Omega/\eta_2) + 1)) \\ &\quad - \gamma^2 (c_{31}\|\mathbf{x}\| - ((\Omega/\gamma_0) + 1)), \quad (39)\end{aligned}$$

$$\begin{aligned}\text{where } f_1(\|\xi\|) &\triangleq -\underline{\gamma}^2 \bar{\gamma} \|\xi\|^5 + \omega'_4 \|\xi\|^4 + \omega_3 \|\xi\|^3 \\ &\quad + \omega'_2 \|\xi\|^2 + \omega_1 \|\xi\| + \omega'_0, \\ \omega'_4 &\triangleq \omega_4 + (\epsilon^2/4), \omega'_2 \triangleq \omega_2 + (\epsilon^2/4) \\ \omega'_0 &\triangleq \sum_{i=0}^2 (\Omega/\eta_i)(\bar{\theta}_i^*)^2 + ((\nu + \epsilon)^2/4) + (\epsilon^2/4).\end{aligned}$$

Asserting similar argument made for Case (i), $\dot{V} \leq -\Omega V$ is guaranteed when

$$\|\mathbf{x}\| \geq \max \{\iota', \iota'_0, \iota'_1, \iota'_2, \iota'_3\}, \quad (40)$$

where ι' is the sole positive real root of the polynomial f_1 and $\iota'_0 \triangleq \left(\frac{\Omega}{\eta_0 c_{01}} + (1/c_{01})\right)$, $\iota'_1 \triangleq \sqrt{\frac{\Omega}{\eta_1 c_{11}} + \frac{1}{c_{11}}}$, $\iota'_2 \triangleq \left(\frac{\Omega}{\eta_2 c_{21}} + \frac{1}{c_{21}}\right)^{1/3}$ and $\iota'_3 \triangleq \left(\frac{\Omega}{\gamma_0 c_{31}} + \frac{1}{c_{31}}\right)$.

Hence, investigating the results for Cases (i) and (ii), UUB stability can be concluded, implying $\mathbf{r}, \mathbf{e}_u, \dot{\mathbf{e}}_u, \hat{\theta}_i, \gamma \in \mathcal{L}_\infty$. Let us now write (6) as

$$\dot{\mathbf{e}}_a = -\mathbf{\Upsilon}_a^{-1} \mathbf{\Gamma}_a \mathbf{e}_a - \mathbf{\Upsilon}_a^{-1} (\mathbf{\Upsilon}_u \dot{\mathbf{e}}_u + \mathbf{\Gamma}_u \mathbf{e}_u) + \mathbf{\Upsilon}_a^{-1} \mathbf{r} \quad (41)$$

where $\mathbf{\Upsilon}_a^{-1}$ exists being $\mathbf{\Upsilon}_a > \mathbf{0}$. Using $\mathbf{\Upsilon}_a^{-1} \mathbf{\Gamma}_a > \mathbf{0}$ and $\mathbf{r}, \mathbf{e}_u, \dot{\mathbf{e}}_u \in \mathcal{L}_\infty$ we conclude that $\mathbf{e}_a, \dot{\mathbf{e}}_a \in \mathcal{L}_\infty$. This concludes the proof. Note that the leakage action in (21a) and (21b) cannot guarantee convergent error even with convergent disturbance, a standard result in adaptive robust control [5, 34, 35]. \square

Remark 7 The importance of the auxiliary gain γ in (8) can be realized from (35) and (39). There, the negative fifth degree term $-\underline{\gamma}^2 \bar{\gamma} \|\xi\|^5$ (contributed by $\dot{\gamma}$) ensures stability by making $f(\|\xi\|) \leq 0$ for $\|\xi\| \geq \iota$ and $f_1(\|\xi\|) \leq 0$ for $\|\xi\| \geq \iota'$ for Case (i) and (ii).

Remark 8 The behavior of the non-actuated dynamics (17) can be tuned via $\mathbf{K}_1, \mathbf{K}_2$, designed through (16); (41) reveals that large $\mathbf{\Upsilon}_a^{-1} \mathbf{\Gamma}_a$ leads to faster convergence of actuated errors. Large values of $\eta_i, \gamma_1, \gamma_2$ and ν lead to large $\underline{\gamma}^2 \bar{\gamma}$ and small ι_i, ι'_i , making the polynomials $f(\|\xi\|) < 0$ and $f_1(\|\xi\|) < 0$ (cf. the definition of $\bar{\gamma}$ after (27) and the negative fifth-degree term in (35) and (39)). However, such large values might lead to high control input and therefore these gains should be selected according to application requirements.

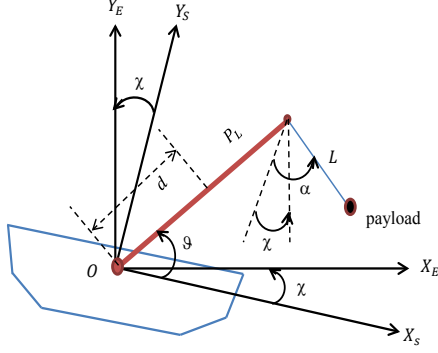


Figure 1. A schematic diagram of offshore boom crane.

5 Simulation Results

To evaluate the effectiveness of the proposed ARC, an offshore boom crane example is considered. In Fig. 1, $\{OX_E Y_E\}$ and $\{OX_s Y_s\}$ define the Earth-fixed and ship-fixed coordinates, respectively; ϑ is the luffing angle of the boom; α is the swing with respect to Y_s of the payload having mass m_p ; χ is roll angle of the ship caused by sea wave/current; $L(t)$ is the length of the rope; P_L, m and J are the length, mass and inertia of the boom; and d is the distance between the barycenter of the boom and the point O . The objective is to take the payload to a target location (a_L, b_L) (in the Earth-fixed frame) while rejecting the ship rolling. To this end, denoting $q_1 = \vartheta - \chi$, $q_2 = L$, and $q_3 = \alpha - \chi$, the dynamics of the offshore boom crane as in Fig. 1 is given as [11]:

$$\mathbf{M}(\mathbf{q})\ddot{\mathbf{q}} + \mathbf{C}(\mathbf{q}, \dot{\mathbf{q}})\dot{\mathbf{q}} + \mathbf{G}(\mathbf{q}) + \mathbf{d}_s = [\tau^T \ 0]^T, \quad (42)$$

where

$$\mathbf{M}(\mathbf{q}) = \begin{bmatrix} J + m_p P_L^2 & -m_p P_L C_{1-3} & -m_p P_L q_2 S_{1-3} \\ -m_p P_L C_{1-3} & m_p & 0 \\ -m_p P_L q_2 S_{1-3} & 0 & m_p q_2^2 \end{bmatrix}$$

$$\mathbf{C}(\mathbf{q}, \dot{\mathbf{q}}) = \begin{bmatrix} 0 & -m_p P_L S_{1-3} \dot{q}_3 & \vartheta_{13} \\ m_p P_L S_{1-3} \dot{q}_1 & 0 & -m_p q_2 \dot{q}_3 \\ -m_p P_L q_2 C_{1-3} \dot{q}_1 & m_p q_2 \dot{q}_3 & m_p q_2 \dot{q}_2 \end{bmatrix}$$

$$\vartheta_{13} = -m_p P_L (S_{1-3} \dot{q}_2 - C_{1-3} q_2 \dot{q}_3),$$

$$\mathbf{G}(\mathbf{q}) = \begin{bmatrix} (m_p P_L + m d) g_a \cos(q_1) \\ -m_p g_a \cos(q_3) \\ m_p g_a q_2 \sin(q_3) \end{bmatrix}, \quad \boldsymbol{\tau} = \begin{bmatrix} \tau_1 \\ \tau_2 \end{bmatrix}, \quad \mathbf{q} = \begin{bmatrix} q_1 \\ q_2 \\ q_3 \end{bmatrix},$$

where $S_{1-3} \triangleq \sin(q_1 - q_3)$, $C_{1-3} \triangleq \cos(q_1 - q_3)$; g_a is the gravity constant; \mathbf{d}_s are external disturbances representing the effects of wind, slack in crane wires etc. We select $\mathbf{d}_s = (0.1 \sin(0.01t) + d_n) [1 \ 1 \ 1]^T$ with d_n a zero-mean

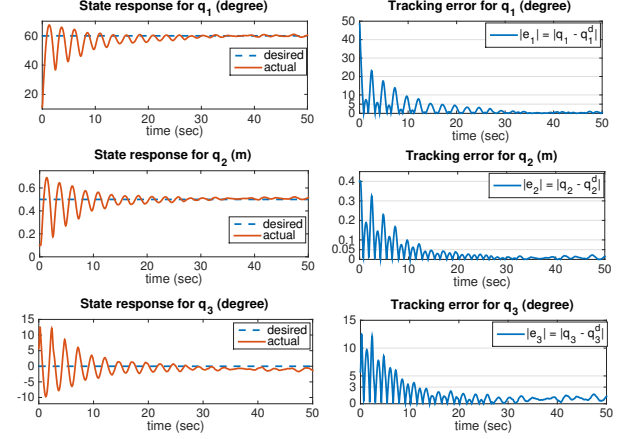


Figure 2. The tracking performance of ARC.

Gaussian noise with variance 0.002. Note that *the symmetry condition of [7, 17–20] does not hold for (42)*, as \mathbf{M} depends on both the actuated (q_1, q_2) and non-actuated (q_3) states. Transporting the payload to (a_L, b_L) can be transformed into stabilization around the following desired position (cf. [11] for the derivation)

$$q_1^d = \arccos(a_L/P_L), \quad q_2^d = \sqrt{P_L^2 - a_L^2} - b_L, \quad q_3^d = 0.$$

i.e. the control problem for (42) is well posed. Note that no uncertainty in the length of the boom P_L must be considered in order to calculate the desired equilibrium. In the simulations we take $a_L = 0.4$ m, $b_L = 0.2$ m and $P_L = 0.8$ m, resulting in $q_1^d = 1.05$ rad (60 degrees) and $q_2^d = 0.5$ m (all numerical values are appropriately scaled as in [11] and they are not representative of a real crane).

The actual (and uncertain) system parameters are selected as: $m = 20$ kg, $m_p = 0.5$ kg, $d = 0.4$ m and $J = 6.5$ kg-m². The nominal parameters (to compute $\hat{\mathbf{b}}$) are selected as $\hat{m}_p = 0.45$ kg and $\hat{J} = 6$ kg-m². By substituting the actual and nominal values in the mass matrix, it is possible to see that Assumption 3 is satisfied with $E = 0.5$. The parametric values of m and d and the upper bound of \mathbf{d}_s are considered to be unknown. The initial configuration is selected as $(q_1(0), q_2(0), q_3(0)) = (0.2, 0.1, 0.1)$. The control design parameters are $\Upsilon_a = 50\mathbf{I}_2$, $\Upsilon_u = 50[1 \ 1]^T$, $\Gamma_a = 400\mathbf{I}_2$, $\Gamma_u = 400[1 \ 1]^T$, $\Lambda = 15\mathbf{I}_2$, $\epsilon = 1$, $\mathbf{H} = [1 \ 1]^T$, $\mathbf{Q} = \mathbf{I}_2$, $\eta_0 = 3$, $\eta_1 = 4$, $\eta_2 = 1$, $\zeta_0 = 1$, $\zeta_1 = 4$, $\zeta_2 = 1$, $\gamma_0 = 2$, $\gamma_1 = \gamma_2 = \nu = 1$, $\hat{\theta}_i(0) = \gamma(0) = 10$, $i = 0, 1, 2$. The solution \mathbf{P} to the Lyapunov equation after (19) and the upper bound of $\Delta\mathbf{M}$ results in $E_1 = 1$, and thus $\beta = 3$.

The tracking performance of the proposed ARC is provided in Fig. 2 in terms of state responses and tracking error (absolute value) for both actuated and non-actuated states (the plots are given in degrees for better inference). Therein, after $t = 20$ sec, the tracking errors

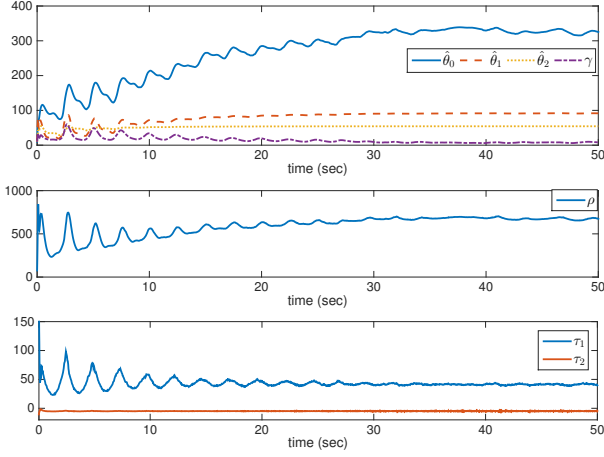


Figure 3. The evaluations of various gains and control input.

in q_1 and q_3 are below 5 and 3 degrees respectively, while for q_2 the error is below 0.05m. Fig. 3 demonstrates the (bounded) evolutions of the various gains $\hat{\theta}_i$, γ , the overall gain ρ and control input τ .

6 Conclusions

An adaptive robust controller was proposed for a class of uncertain underactuated Euler-Lagrange systems. Compared to the existing methodologies, the proposed one avoids structure-specific restrictions such as symmetry condition of the mass matrix, and a priori bounds on non-actuated states or on state derivatives. Also, the requirement of knowing dynamics terms such as Coriolis, centripetal, friction and gravity terms has been removed, while state-dependent uncertainties have been handled irrespective of their linear or nonlinear in parameters structure.

References

- [1] M. W. Spong, S. Hutchinson, and M. Vidyasagar, *Robot dynamics and control*. John Wiley & Sons, 2004.
- [2] C. P. Bechlioulis, Z. Doulgeri, and G. A. Rovithakis, "Guaranteeing prescribed performance and contact maintenance via an approximation free robot force/position controller," *Automatica*, vol. 48, no. 2, pp. 360–365, 2012.
- [3] A. K. Kostarigka, Z. Doulgeri, and G. A. Rovithakis, "Prescribed performance tracking for flexible joint robots with unknown dynamics and variable elasticity," *Automatica*, vol. 49, no. 5, pp. 1137–1147, 2013.
- [4] M. R. Rosa, S. Baldi, X. Wang, M. Lv, and W. Yu, "Adaptive hierarchical formation control for uncertain Euler–Lagrange systems using distributed inverse dynamics," *European Journal of Control*, 2018.
- [5] S. Roy, S. Baldi, and L. M. Fridman, "On adaptive sliding mode control without a priori bounded uncertainty," *Automatica*, p. 108650, 2019.
- [6] B. Lu, Y. Fang, and N. Sun, "Modeling and nonlinear coordination control for an underactuated dual overhead crane system," *Automatica*, vol. 91, pp. 244–255, 2018.
- [7] R. Olfati-Saber, "Normal forms for underactuated mechanical systems with symmetry," *IEEE Transactions on Automatic Control*, vol. 47, no. 2, pp. 305–308, 2002.
- [8] H. Ashrafioun and R. S. Erwin, "Sliding mode control of underactuated multibody systems and its application to shape change control," *International Journal of Control*, vol. 81, no. 12, pp. 1849–1858, 2008.
- [9] M. W. Spong, "Energy based control of a class of underactuated mechanical systems," in *13th World Congress of IFAC, San Francisco USA*. Elsevier, 1996, pp. 2828–2832.
- [10] T. Shoji, S. Katsumata, S. Nakaura, and M. Sampei, "Throwing motion control of the springed pendubot," *IEEE Transactions on Control Systems Technology*, vol. 21, no. 3, pp. 950–957, 2013.
- [11] B. Lu, Y. Fang, N. Sun, and X. Wang, "Antiswing control of offshore boom cranes with ship roll disturbances," *IEEE Transactions on Control Systems Technology*, vol. 26, no. 2, pp. 740–747, 2018.
- [12] Y. Fang, B. Ma, P. Wang, and X. Zhang, "A motion planning-based adaptive control method for an underactuated crane system," *IEEE Transactions on Control Systems Technology*, vol. 20, no. 1, pp. 241–248, 2012.
- [13] Y. Qian and Y. Fang, "Switching logic-based nonlinear feedback control of offshore ship-mounted tower cranes: A disturbance observer-based approach," *IEEE Transactions on Automation Science and Engineering*, 2018.
- [14] B. Zhao, B. Xian, Y. Zhang, and X. Zhang, "Nonlinear robust adaptive tracking control of a quadrotor UAV via immersion and invariance methodology," *IEEE Transactions on Industrial Electronics*, vol. 62, no. 5, pp. 2891–2902, 2015.
- [15] N. Sun, Y. Fang, and H. Chen, "A new antiswing control method for underactuated cranes with unmodeled uncertainties: Theoretical design and hardware experiments," *IEEE Transactions on Industrial Electronics*, vol. 62, no. 1, pp. 453–465, 2015.
- [16] H. Ashrafioun, S. Nersesov, and G. Clayton, "Trajectory tracking control of planar underactuated vehicles," *IEEE Transactions on Automatic Control*, vol. 62, no. 4, pp. 1959–1965, 2017.
- [17] I. Sarras, J. Á. Acosta, R. Ortega, and A. D. Mahindrakar, "Constructive immersion and invariance stabilization for a class of underactuated mechanical systems," *Automatica*, vol. 49, no. 5, pp. 1442–1448, 2013.
- [18] R. Xu and Ü. Özgüner, "Sliding mode control of a class of underactuated systems," *Automatica*, vol. 44, no. 1, pp. 233–241, 2008.
- [19] B. Lu, Y. Fang, and N. Sun, "Continuous sliding mode control strategy for a class of nonlinear underactuated systems," *IEEE Transactions on Automatic Control*, vol. 63, no. 10, pp. 3471–3478, 2018.
- [20] J. Huang, S. Ri, T. Fukuda, and Y. Wang, "A disturbance observer based sliding mode control for a class of underactuated robotic system with mismatched uncertainties," *IEEE Transactions on Automatic Control*, 2018.
- [21] S. G. Nersesov, H. Ashrafioun, and P. Ghorbanian, "On estimation of the domain of attraction for sliding mode control of underactuated nonlinear systems," *International Journal of Robust and Nonlinear Control*, vol. 24, no. 5, pp. 811–824, 2014.

- [22] T. I. Fossen, *Guidance and control of ocean vehicles*. Wiley New York, 1994.
- [23] G. Zhang, J. Chen, and Z. Lee, “Adaptive robust control for servo mechanisms with partially unknown states via dynamic surface control approach,” *IEEE Transactions on Control Systems Technology*, vol. 18, no. 3, pp. 723–731, 2010.
- [24] C. Hu, B. Yao, Z. Chen, and Q. Wang, “Adaptive robust repetitive control of an industrial biaxial precision gantry for contouring tasks,” *IEEE Transactions on Control Systems Technology*, vol. 19, no. 6, pp. 1559–1568, 2011.
- [25] Z. Chen, B. Yao, and Q. Wang, “ μ -synthesis-based adaptive robust control of linear motor driven stages with high-frequency dynamics: A case study,” *IEEE/ASME Transactions on Mechatronics*, vol. 20, no. 3, pp. 1482–1490, 2015.
- [26] C.-C. Cheng and C.-Y. Chen, “Controller design for an overhead crane system with uncertainty,” *Control Engineering Practice*, vol. 4, no. 5, pp. 645–653, 1996.
- [27] S. P. Bhat and D. S. Bernstein, “Second-order systems with singular mass matrix and an extension of Guyan reduction,” *SIAM Journal on Matrix Analysis and Applications*, vol. 17, no. 3, pp. 649–657, 1996.
- [28] G. Bastos Jr, R. Seifried, and O. Bruls, “Analysis of stable model inversion methods for constrained underactuated mechanical systems,” *Mechanism and Machine Theory*, vol. 111, pp. 99–117, 2017.
- [29] M. W. Spong, “Partial feedback linearization of underactuated mechanical systems,” in *Proceedings of IEEE/RSJ International Conference on Intelligent Robots and Systems*. IEEE, 1994, pp. 314–321.
- [30] A. Shkolnik and R. Tedrake, “High-dimensional underactuated motion planning via task space control,” in *2008 IEEE/RSJ International Conference on Intelligent Robots and Systems*. IEEE, 2008, pp. 3762–3768.
- [31] R. Tedrake, *Underactuated Robotics: Algorithms for Walking, Running, Swimming, Flying, and Manipulation (Course Notes for MIT 6.832)*. Available at <http://underactuated.mit.edu/>, 2019.
- [32] K. L. Fetzner, S. Nersesov, and H. Ashrafiuon, “Sliding mode control of underactuated vehicles in three-dimensional space,” in *2018 Annual American Control Conference (ACC)*. IEEE, 2018, pp. 5344–5349.
- [33] S. Roy, J. Lee, and S. Baldi, “A new continuous-time stability perspective of time-delay control: Introducing a state-dependent upper bound structure,” *IEEE Control Systems Letters*, vol. 3, no. 3, pp. 487–492, 2019.
- [34] F. Plestan, Y. Shtessel, V. Bregeault, and A. Poznyak, “New methodologies for adaptive sliding mode control,” *International Journal of Control*, vol. 83, no. 9, pp. 1907–1919, 2010.
- [35] Y. Shtessel, M. Taleb, and F. Plestan, “A novel adaptive-gain supertwisting sliding mode controller: Methodology and application,” *Automatica*, vol. 48, no. 5, pp. 759–769, 2012.
- [36] V. Adetola, M. Guay, and D. Lehrer, “Adaptive estimation for a class of nonlinearly parameterized dynamical systems,” *IEEE Transactions on Automatic Control*, vol. 59, no. 10, pp. 2818–2824, 2014.
- [37] B. Anderson, J. Jackson, and M. Sitharam, “Descartes’ rule of signs revisited,” *The American Mathematical Monthly*, vol. 105, no. 5, pp. 447–451, 1998.
- [38] S. Russ, “A translation of Bolzano’s paper on the intermediate value theorem,” *Historia Mathematica*, vol. 7, no. 2, pp. 156–185, 1980.