

Document Version

Final published version

Citation (APA)

Buisman, M., Kiers, T., Kirichek, A., Pefkos, M., & Draganov, D. S. (2021). *Fluid mud monitoring using optical fibers combined with DAS and DTS*. Abstract from 12th International SedNet Conference.

Important note

To cite this publication, please use the final published version (if applicable). Please check the document version above.

Copyright

In case the licence states "Dutch Copyright Act (Article 25fa)", this publication was made available Green Open Access via the TU Delft Institutional Repository pursuant to Dutch Copyright Act (Article 25fa, the Taverne amendment). This provision does not affect copyright ownership.

Unless copyright is transferred by contract or statute, it remains with the copyright holder.

Sharing and reuse

Other than for strictly personal use, it is not permitted to download, forward or distribute the text or part of it, without the consent of the author(s) and/or copyright holder(s), unless the work is under an open content license such as Creative Commons.

Takedown policy

Please contact us and provide details if you believe this document breaches copyrights. We will remove access to the work immediately and investigate your claim.

Fluid mud monitoring using optical fibers combined with DAS and DTS

Menno Buisman^{1,2}, Tjeerd Kiers¹, Alex Kirichek^{1,3}, Manos Pefkos³, Deyan Draganov¹

¹ Faculty of Civil Engineering and Geoscience, Delft University of Technology, Stevinweg 1, 2628 CN, Delft, The Netherlands

Phone: +31681205154

² Port of Rotterdam, Wilhelminalakade 909, 3002 AP, Rotterdam, The Netherlands

E-mail: m.buisman@tudelft.nl

³ Deltares, Boussinesqweg 1, 2629 HV, Delft, the Netherlands

Introduction: Multi-beam echosounders have been routinely used to evaluate the bathymetry in navigational channels. These measurements, however, fail to capture the dynamic changes of the bathymetry caused by storm events or dredging activities. Thus, new continuous methods are required for monitoring dynamic bathymetry changes. We show that with Distributed Acoustic Sensing (DAS) [1] can use fiber optics (FO) as receivers for detecting the water/mud (w/m) interface up to centimeters accuracy. We also show how the same fiber can be used to also measure temperature and derive the w/m interface with active heating elements, by measuring a change in Brillion Frequency [2] using Distributed Temperature (Strain) Sensing, DT(S)S.

Methods: We use a standard communication fiber, with the iDAS system from Silixa, to capture seismic waveforms and a DITEST STA-R from Omnisens to measure temperature. We coil the fiber around a PVC pipe, covering 0.7 m in length of the pipe, which we mounted in a transparent column. This allows us to visually track the w/m interface. We use a signal generator in combination with an amplifier, a dual-frequency echosounder and a transducer for our DAS experiments. For our DTS experiments, we used two standard heating rods with a length equal to the whole column length, to ensure equal heat distribution. A schematic sketch of our setup is shown in Figure 1. For DAS, we record for 0.1 s, during which we send 10 burst with frequencies from 25 kHz up to 45 kHz. We stack 10 times, to suppress random noise and improve the signal-to-noise ratio.

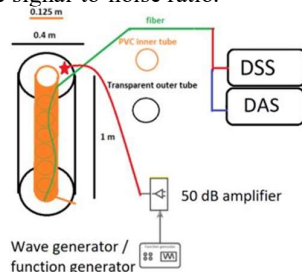


Figure 1: Schematic laboratory setup

Results: In the stacked result in Figure 2, obtained using a 38 kHz source with a mud sample that has settled for 9 days, we see reflected waves from the w/m interface. Furthermore, we can observe that due to the high attenuation in mud, the multiples exhibit gradual loss of amplitude. Using the multiples, we can estimate the w/m interface up to 1.2 cm accurate.

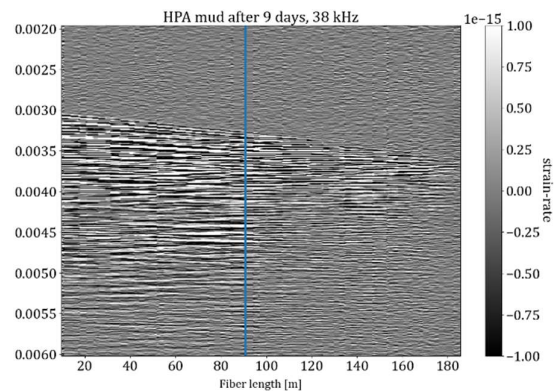


Figure 2: Reflections and attenuation can be observed before and after the blue line, respectively, which indicates the w/m boundary. By using the multiples, we can estimate the w/m interface down to 1.2 cm accuracy in depth.

In addition to using acoustic waves, we also use DTS to estimate the w/m boundary. Figure 3 shows a linear increase in the Brillion frequency in water, and a non-linear response in the mud, due to the difference in heat-capacity and conductivity between the fluids.

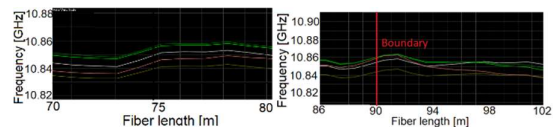


Figure 3: Brillion-frequency change along the fiber.

We estimate that one can derive the w/m boundary up to 4 cm accurate with this method. However, the accuracy will mainly depend on the difference in temperature between water and mud. Nevertheless, it still is more accurate than, for instance, multibeam echo-sounder, which could easily have a 15 cm inaccuracy.

Discussion: We show how the w/m interface can be estimated using FO in a non-intrusive manner. Our DAS results are more accurate and less ambiguous than the DTS results. With DAS, there are strong indications that transverse waves and a difference in attenuation can be captured and monitored, which in turn can be related to rheological properties (e.g., the yield stress) of fluid mud and used for nautical bottom applications [3].

References: [1] Lindsey, N. J., Rademacher, H., & Ajo-Franklin, J. B. (2020). On the broadband instrument response of fiber-optic DAS arrays. *Journal of Geophysical Research: Solid Earth*, 125(2). [2] Li, W., Bao, X., Li, Y., & Chen, L. (2008). Differential pulse-width pair BOTDA for high spatial resolution sensing. *Optics express*, 16(26). [3] Kirichek, A., Chassagne, C., Winterwerp, H., & Vellinga, T. (2018). How navigable are fluid mud layers. *Terra et Aqua: International Journal on Public Works, Ports and Waterways Developments*, 151.

Monitoring fluid mud using optical fibres

Menno Buisman^{1,2}, Tjeerd Kiers¹, Manos Pefkos³, Alex Kirichek¹, Deyan Draganov¹

¹ Delft University of Technology, The Netherlands

² Port of Rotterdam, The Netherlands

³ Deltares, The Netherlands



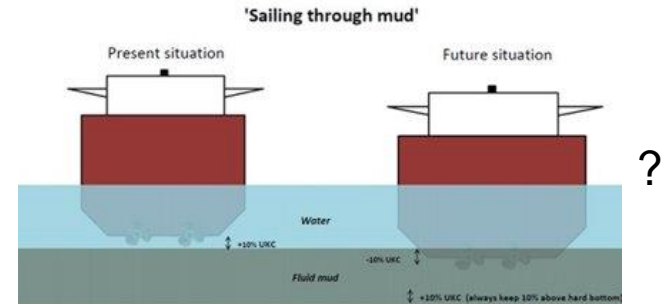
or



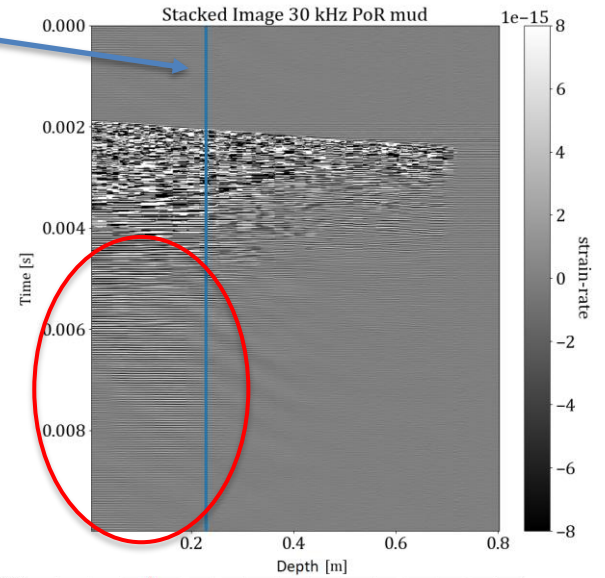
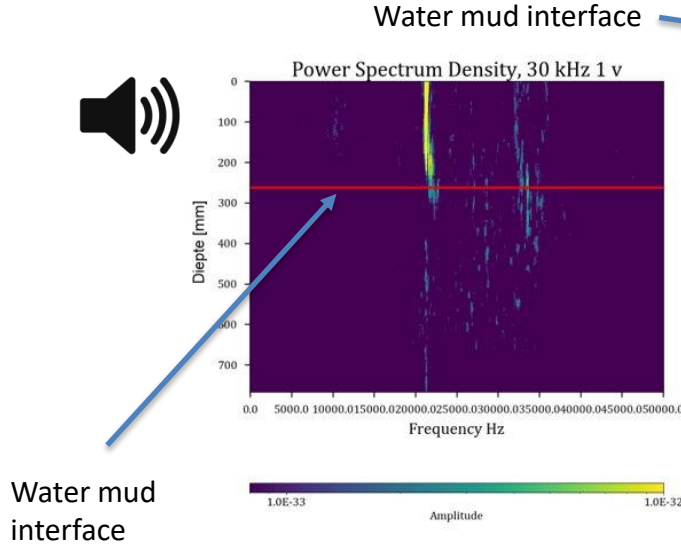
+



=

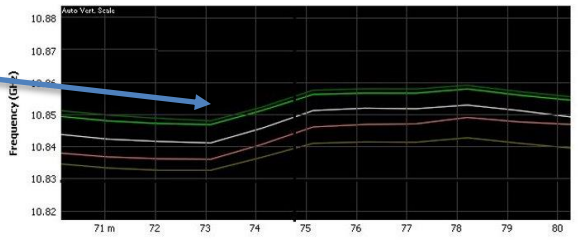


We have the most accurate non-intrusive measuring system due to the sound conducting properties in water, and the sound insulating properties of mud



Water mud interface

Linear behavior in water during heating



Non-linear behavior in mud during heating

