

**Nitrogen Recovery from Wastewater  
Possibilities, Competition with Other Resources and Adaptation Pathways**

van der Hoek, Jan Peter; Duijff, Rogier; Reinstra, Otto

**Publication date**  
2019

**Document Version**  
Final published version

**Published in**  
Prime Archives in Sustainability

**Citation (APA)**

van der Hoek, J. P., Duijff, R., & Reinstra, O. (2019). Nitrogen Recovery from Wastewater: Possibilities, Competition with Other Resources and Adaptation Pathways. In M. H. Henriques (Ed.), *Prime Archives in Sustainability* Vide Leaf.

**Important note**

To cite this publication, please use the final published version (if applicable).  
Please check the document version above.

**Copyright**

Other than for strictly personal use, it is not permitted to download, forward or distribute the text or part of it, without the consent of the author(s) and/or copyright holder(s), unless the work is under an open content license such as Creative Commons.

**Takedown policy**

Please contact us and provide details if you believe this document breaches copyrights.  
We will remove access to the work immediately and investigate your claim.

## Book Chapter

# Nitrogen Recovery from Wastewater: Possibilities, Competition with Other Resources and Adaptation Pathways

Jan Peter van der Hoek<sup>1,2\*</sup>, Rogier Duijff<sup>1</sup> and Otto Reinstra<sup>2</sup>

<sup>1</sup>Delft University of Technology, Faculty of Civil Engineering and Geosciences, Department of Water Management, The Netherlands

<sup>2</sup>Waternet, Strategic Centre, The Netherlands

**\*Corresponding Author:** Jan Peter van der Hoek, Delft University of Technology, Faculty of Civil Engineering and Geosciences, Department of Water Management, Stevinweg 1, 2628 CN Delft, The Netherlands

Published **November 18, 2019**

This Book Chapter is a republication of an article published by Jan Peter van der Hoek, et al. at Sustainability in December 2018. (Van der Hoek, J.P.; Duijff, R.; Reinstra, O. Nitrogen Recovery from Wastewater: Possibilities, Competition with Other Resources, and Adaptation Pathways. Sustainability 2018, 10, 4605.)

**How to cite this book chapter:** Jan Peter van der Hoek, Rogier Duijff, Otto Reinstra. Nitrogen Recovery from Wastewater: Possibilities, Competition with Other Resources and Adaptation Pathways. In: Maria Helena Henriques, editor. Prime Archives in Sustainability. Hyderabad, India: Vide Leaf. 2019.

© The Author(s) 2019. This article is distributed under the terms of the Creative Commons Attribution 4.0 International License(<http://creativecommons.org/licenses/by/4.0/>), which permits unrestricted use, distribution, and reproduction in any medium, provided the original work is properly cited.

**Author Contributions:** The work is conceived and supervised by Jan Peter van der Hoek and Otto Reinstra. Rogier Duijff worked on the literature review, data collection and wrote the original draft as a report. All three authors contributed towards the preparation and review of the manuscript.

**Funding:** This research received no external funding.

**Conflicts of Interest:** The authors declare no conflict of interest.

## Abstract

Due to an increased food production the demand for nitrogen and phosphorus as fertilizers grows. Nitrogen based fertilizers are produced with the Haber-Bosch process through industrial fixation of  $N_2$  into ammonia. Through wastewater treatment the nitrogen is finally released back to the atmosphere as  $N_2$  gas. This nitrogen cycle is characterized by drawbacks. The energy requirement is high, and in the wastewater treatment nitrogen is mainly converted to  $N_2$  gas and lost to the atmosphere. In this study technologies for nitrogen recovery from wastewater were selected based on four criteria: sustainability (energy use and  $N_2O$  emissions), the potential to recover nitrogen in an applicable form, the maturity of the technology and the nitrogen concentration that can be handled by the technology. As in wastewater treatment the focus is also on the recovery of other resources, the interaction of nitrogen recovery with biogas production, phosphorus recovery and cellulose recovery was examined. The mutual interference of the several nitrogen recovery technologies was studied using adaptive policymaking. Most promising mature technologies that can be incorporated in existing wastewater treatment plants were struvite precipitation, treatment of digester reject water by air stripping, vacuum membrane filtration and hydrophobic membrane filtration, and treatment of air from thermal sludge drying, resulting respectively in 1.1%, 24%, 75%, 75% and 2.1% nitrogen recovery for the specific case wastewater treatment plant Amsterdam-West. The effects on sustainability were limited. Higher nitrogen recovery (60%) could be realized by separate urine collection, but this requires a completely new infrastructure

for wastewater collection and treatment. It was concluded that different technologies in parallel are required to reach sustainable solutions. Nitrogen recovery does not interfere with recovery of the other resources. An adaptation pathways map is a good tool to take into account new developments, uncertainties and different ambitions when choosing technologies for nitrogen recovery.

## Keywords

Nitrogen; Resource Recovery; Wastewater Treatment; Energy; Sustainability; Adaptive Policymaking

## Introduction

The increase of the world population to 8 – 10 billion by 2050 [1,2] will result in substantial pressure on food supply [3]. Nitrogen and phosphorus play a critical role in plant growth and supply [4]. Due to an increased food production the demand for nitrogen and phosphorus will grow. Phosphorus is a non-renewable resource. The most common form of phosphorus on earth is locked in igneous and sedimentary deposits, with mining of these rocks being the most viable method of extraction. With the current rate of extraction and consumption, these “readily exploitable” sources of phosphorus will be depleted within the next 45-100 years [5]. Reserve of this resource is getting smaller and now phosphate is on the EU list of critical raw material [6]. Driven by future shortages, a paradigm shift is currently underway from an attitude that considers wastewater as a waste to be treated, to a proactive interest in recovering materials and energy from these streams [7]. Much research is being carried out into phosphorus removal from wastewater [8-10], and technologies are now applied at full-scale [11].

Nitrogen is abundantly present in the atmosphere (almost 80%) in a highly stable and non-reactive form  $N_2$  gas. Nitrogen in its reactive forms (ammonium, nitrite, and nitrate) is essential for plant growth, and its content is limited in soils. Most naturally occurring reactive nitrogen comes from lightning (2%) and biological fixation (98%) [4]. Since the Haber-Bosch process

was invented in 1909, an industrial fixation of  $N_2$  into ammonia, the production of N-based fertilizers supported the largest historical increase in food production capacity [12]. The Haber-Bosch process more than quadrupled the productivity of agricultural crops [13].

The introduction of the Haber-Bosch process however affected the nitrogen cycle. The increased food production by use of N-based fertilizers produced by the Haber-Bosch process is excreted mainly as urea and  $NH_4^+$  by human metabolism, and discharged to the sewer. To avoid eutrophication of water, in the current wastewater treatment technology based on the conventional activated sludge process, the reduced reactive nitrogen is biologically converted to its nonreactive  $N_2$  gas form through the nitrification/denitrification or deammonification (Anammox) process [14], and then released back into the atmosphere.

Although the nitrogen cycle is closed through the combination of industrial fixation of  $N_2$  into ammonia by the Haber-Bosch process and the enhanced microbiological conversion of reduced reactive nitrogen to  $N_2$  gas, it is characterized by serious environmental drawbacks. Firstly, nitrogen entering waste streams is mainly converted to  $N_2$  gas and lost to the atmosphere rather than reused. Secondly, the processes of N-fixation for fertilizers production and N-dissipation for wastewater treatment require much energy. Thirdly, the biological removal of nitrogen from the wastewater results in nitrous oxide ( $N_2O$ ) gas emissions representing an intermediate of increasing concern in terms of greenhouse gas emissions from wastewater treatment plants: the emission is relative small (3% of the estimated total anthropogenic  $N_2O$  emission), but is a significant factor (26%) in the greenhouse gas footprint of the total water chain [15].

For these reasons it is relevant to examine more sustainable pathways for nitrogen, which consist of interventions in the present (anthropogenic) nitrogen cycle, such as direct recovery of nitrogen from wastewater and reuse. Up till now there is only limited experience with nitrogen recovery from wastewater combined with nitrogen reuse at full scale. Ammonia

precipitation as struvite is applied in practice, but the main focus of this process is phosphorus recovery [11]. In a household-scale wastewater treatment system, operated with domestic sewage, gardening/irrigation water was recovered from raw sewage or secondary effluent by low pressure ultrafiltration [16]. In the European MEMORY project the technical and economic feasibility of a submerged anaerobic membrane bioreactor, treating urban wastewater, is demonstrated at an industrial scale. Instead of consuming electricity to destroy organic matter and nitrogen, methane is generated directly from the raw wastewater, and the membranes produce disinfected reusable water, rich in fertilizers [17].

At the same time there are many other initiatives than nitrogen recovery and nitrogen reuse to make the wastewater treatment more sustainable. Many of these focus on resource recovery. A transition in wastewater treatment plants towards reuse of wastewater derived resources is recognized as a promising solution to shift wastewater treatment from standard treatment to the current emphasis on sustainability [18]. In addition to water, energy and nutrient recovery (phosphorus and nitrogen) emerging options are e.g. recovery of cellulose fibers [19], biopolymers [20], bioplastics [21] and protein [22]. In the Netherlands there is a special program, the Energy & Raw Materials Factory, focusing on recovery of materials and energy from wastewater to contribute to the circular economy. The program involves resources like cellulose, bioplastics, phosphate, alginate-like exopolymers from aerobic granular sludge and biomass [23]. Because of the many possibilities, the challenge is how to develop a coherent policy and strategy, and how to make the right choices [24].

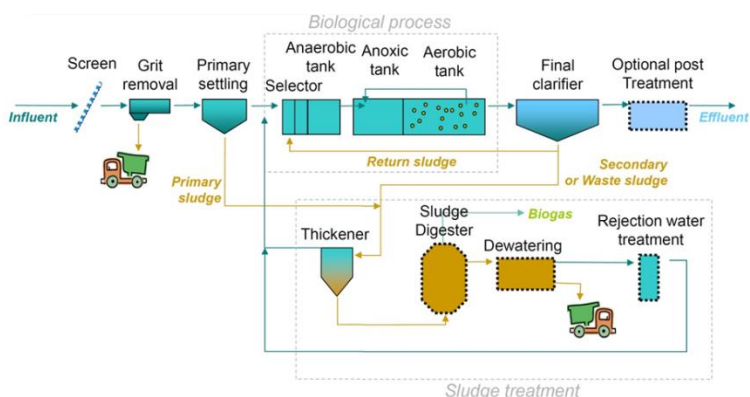
Within the possibilities for nitrogen recovery and nitrogen reuse, also competing, synergistic or neutral interventions and technologies may exist, resulting in lock-ins (measures that are mutually exclusive), no-regret measures (measures that do not limit the number of options after a decision) and win-win measures (measures that are significant for more than one strategy).

This study has three specific objectives. Firstly, it explores alternatives to recover and reuse nitrogen from wastewater in a more sustainable way (section 3.2). Secondly, the selected alternatives are placed beside other alternatives for resource recovery from wastewater to judge the exclusion or synergy with these other resource recovery alternatives (section 3.3). Thirdly, the alternatives for nitrogen recovery and reuse are compared which each other's to identify lock-ins, win-win and no-regret measures (section 3.3).

## Materials and Methods

### Wastewater Treatment Plant Amsterdam-West

The wastewater treatment plant Amsterdam-West was used as a specific case in this study. This plant is operated by water utility Waternet, the public water service of the City of Amsterdam and the Regional Water Authority Amstel, Gooi and Vecht. Figure 1 schematically shows the process configuration of this plant. After primary treatment the wastewater is transferred to a series of biological treatment tanks. Together these form the modified University of Cape Town (mUTC) process with biological phosphorus and nitrogen removal. Finally the wastewater passes the secondary settling tank. Primary sludge and waste sludge are digested. Digested sludge is dewatered after which the dewatered sludge is transported to a struvite installation to produce struvite.



**Figure 1:** Wastewater treatment plant Amsterdam-West.

This WWTP was chosen for analysis because it has a large capacity of 1,014,000 People Equivalents (PEs). The N-load to this plant through Amsterdam's wastewater is 3,932 ton N/year [25] which is 4.4% of the total N-load in sewer water in the Netherlands. In addition, sludge from the other WWTPs operated by Waternet is transported to this plant for digestion, by which the total N-load to this plant equals 4,705 ton N/year, which is 5.3% of the total N-load in wastewater treatment in the Netherlands. During the digestion nitrogen is released in the form of  $\text{NH}_3/\text{NH}_4^+$  which can be recovered by several technologies. These characteristics make WWTP Amsterdam-West potentially attractive for nitrogen recovery.

## Nitrogen Balance and Water Balance

A nitrogen mass balance was made for the whole treatment process of WWTP Amsterdam-West. Also a water balance was made for the whole treatment process. The nitrogen balance shows where nitrogen is present in which quantities in the treatment process. Combination with the water balance shows the nitrogen concentrations in the treatment process. Concentration is an important parameter as many recovery techniques work more efficiently at higher concentrations. Locations with high nitrogen mass and a high nitrogen concentration are attractive for nitrogen recovery.

## Selection of Alternatives

Based on a literature review alternatives were identified. By use of four specific criteria, alternatives were selected for further evaluation. The criteria were:

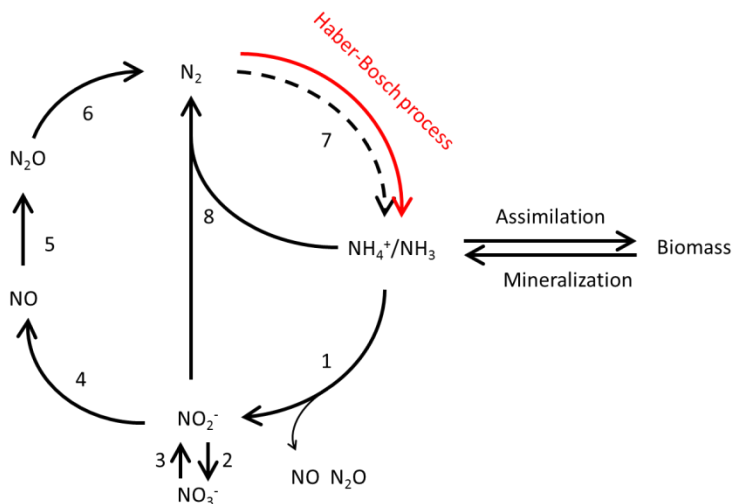
- The alternative has to be more sustainable with respect to energy use and  $\text{N}_2\text{O}$  emissions;
- The alternative has to focus on recovery of nitrogen in an applicable form;
- The alternative must be applicable in practice;
- The alternative has to be able to cope with nitrogen in the concentration range that is present in the wastewater



treatment process (60-8,800 mg/l, see section 3 Results and discussion).

For criterion 1, the combination Haber-Bosch – deammonification was considered as a benchmark. This implies that the alternative requires lower energy consumption as compared with the combination Haber-Bosch – deammonification, and should result in  $N_2O$  emissions during the wastewater treatment far below the conventional nitrification-denitrification process and below the deammonification process. To quantify this, the nitrogen cycle as shown in Figure 2 has to be considered.

The primary energy requirement of N-fixation in the Haber-Bosch process is in the range of 37-45 MJ/kg-N, while the nitrification-denitrification wastewater treatment process (step 1-2 and step 3-6 in Figure 2) requires about 42.2-45 MJ/kg-N [26,27]. So, the total primary energy requirement for N-fixation and N-removal reaches 90 MJ/kg-N. N-removal by the deammonification process (a two-step process where ammonia-oxidizing bacteria aerobically convert half of the ammonia to nitrite and annamox bacteria anaerobically oxidize the residual ammonia using nitrite to produce nitrogen gas without the organic carbon substrate required for conventional heterotrophic denitrification, step 1 and step 8 in Figure 2) requires 3.1 [27] to 16 MJ/kg-N [26] and reduces the total energy use of N-fixation and N-removal to less than 61 MJ/kg-N which is the benchmark value. With respect to  $N_2O$  emissions, in the conventional nitrification-denitrification process,  $N_2O$  is produced in step 1 (aerobic ammonia oxidation) while in the denitrification (step 3-6) incomplete denitrification can lead to  $N_2O$  emission [15]. N-removal by the deammonification process results in less  $N_2O$  emission as can be seen in Figure 2: the aerobic ammonium oxidation results in  $N_2O$  (step 1), but the anaerobic oxidation of ammonia to nitrogen gas (step 8) does not emit  $N_2O$ . The Global Warming Potential of the deammonification process is only 40% as compared with the conventional nitrification-denitrification process [28], which is considered as the benchmark value .



**Figure 2:** The nitrogen cycle. (1) Aerobic ammonium oxidation, (2) aerobic nitrite oxidation, (3) nitrate reduction to nitrite, (4) nitrite reduction to nitric oxide, (5) nitric oxide reduction to nitrous oxide, (6) nitrous oxide reduction to dinitrogen gas, (7) nitrogen fixation (not relevant in most wastewater treatment plants), (8) ammonium oxidation with nitrite (Anammox). Complete nitrification comprises step 1 and 2, complete denitrification step 3-6 (adapted from [15]).

By means of these criteria the alternatives were scored qualitatively as shown in Table 1.

**Table 1:** Preselection of alternatives on four criteria.

Sustainability		Recovery of nitrogen in an applicable form		Maturity of the alternative		Concentration range	
		++	Specific product	++	Mature technology		
+	Lower energy use and lower N <sub>2</sub> O emissions	+	Concentrated stream separated from the wastewater	+	Available on the market	+	Within the range of 60-8,800 mg/l and capable to treat large quantities
+/-	Lower energy use or lower N <sub>2</sub> O emissions	+/-	Concentrated wastewater stream	+/-	Successful pilot plant		
-	No lower energy use, no lower N <sub>2</sub> O emissions	-	Transfer to N <sub>2</sub> gas in combination with energy production	-	Successful proof of concept	-	Outside the range of 60-8,800 mg/l and/or not capable to treat large quantities
		--	Transfer to N <sub>2</sub> gas	--	In conceptual phase		

### Relation with Other Alternatives for Resource Recovery from Wastewater

In the Dutch program “The Energy & Raw Materials Factory” the focus is on recovery of energy and the materials phosphorus, cellulose, bio-ALE (alginate-like exopolymers from aerobic granular sludge) and bioplastics from wastewater [23]. In this study the relation of nitrogen recovery with biogas production, phosphorus recovery and cellulose recovery was analyzed. Bio-ALE was excluded because the recovery of bio-ALE requires the application of the Nereda aerobic granular sludge technology as wastewater treatment [29], and this technology is not applied at the WWTP Amsterdam-West. Bioplastic was excluded because

the production costs of this material are currently still rather high; it is twice as much as the regular market prices. In addition, there is no available stable industrial production process yet [23].

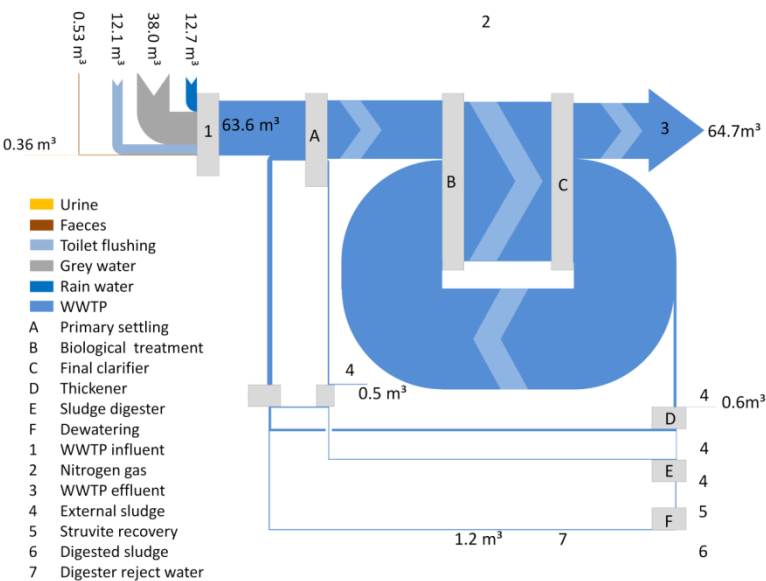
### **Interdependencies between Nitrogen Recovery Alternatives**

There is a wide variety of alternatives for nitrogen recovery and reuse available. External factors, which may change over time due to technological, environmental, economic and market developments, influence the choice for an optimal alternative. Adaptive policy making is an approach to make decisions at this moment, taking into account future developments. It considers uncertainties and complex dynamics, and adaptation pathways show which interventions can be done in which sequence and at which time [30]. This approach was applied to see interdependencies between the nitrogen recovery alternatives, represented in adaptation pathway maps.

## **Results and Discussion**

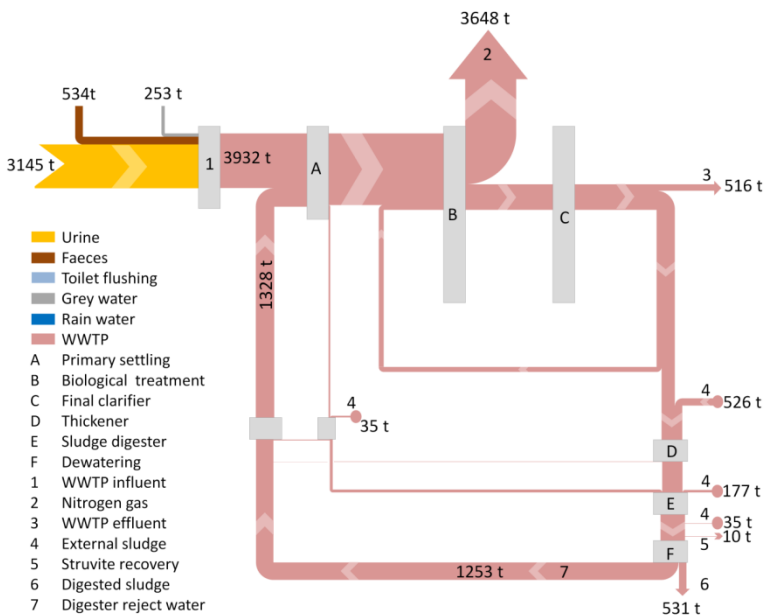
### **Nitrogen Flow through the Wastewater Treatment Process**

The water balance of the WWTP Amsterdam-West is shown in Figure 3. The first step was a black box approach to close the water balance over the system. There was a slight unbalance of 1.8% over the whole system, probably due to evaporation. Therefore 1.8% was added to the effluent flow. The incoming flow (1,044,548 inhabitants) consists of flushing water of toilets (31.7 l/person/day), grey water (99.6 l/person/day), urine (0.94 l/person/day), feces (1.4 l/person/day) and rainwater. For rainwater it was assumed that it contributed for 20% to the total incoming flow [31-33].



**Figure 3:** The water balance of the WWTP Amsterdam-West (volume flows in  $10^6 \text{ m}^3/\text{year}$ ).

The nitrogen balance of the WWTP Amsterdam-West is shown in Figure 4. Also for this balance the first step was a black box approach, based on the measured nitrogen concentration in the influent and effluent. Nitrogen in surplus sludge was determined at the plant (75 g N/kg ds). For primary sludge, digested sludge and external sludge the same value was assumed. Because of the low volume flows the impact of this assumption is very limited. The nitrogen content in the digester reject water was determined at 1,030 mg/l but showed large variations (750-1,700 mg N/l). The balance was closed by the assumption that all other outflow concerned nitrogen gas. The total incoming nitrogen mass (exclusive of the incoming external sludge) was divided over urine, faeces, flushing water of toilets, greywater and rainwater with the following assumptions: urine contributes for 80% to the total incoming mass [34,35], the contribution of faeces is based on 1.4 g N/person/day [32] while rainwater and flushing water of the toilets do not contribute.



**Figure 4:** The nitrogen balance of the WWTP Amsterdam-West (mass flow in tons/year).

Based on these balances the concentrations in specific flows can be calculated and related to the total nitrogen inflow through the system (3,932 ton N in the influent, 773 ton N from external sludge, in total 4,705 ton N). Table 2 shows the results. Urine has the highest contribution and has the highest concentration. Based on the urine volume and the assumed mass contribution to the influent (80%) the concentration is 8,800 mg N/l which is close to the concentration of 8,830 mg N/l mentioned in [32]. The second flow with a high concentration is the digester reject water. At a concentration of 1,030 mg N/l this flow contributes for 27% to the total nitrogen inflow.

Both the high concentrations and the relatively high contributions may be attractive to take these flows into account when considering nitrogen recovery and reuse. In addition, nitrogen recovery from these flows will lower the nitrogen load of the WWTP and thus result in a lower energy use and a lower N<sub>2</sub>O emission. Table 2 also shows the nitrogen concentrations in the influent and effluent of the treatment plant, and the relative

contribution to the total nitrogen flow. The influent has a large contribution at a relatively low concentration.

**Table 2:** Nitrogen concentration and relative nitrogen mass in four specific flows.

Flow	Concentration (mg N/l)	Relative contribution to total N inflow (%)
Urine	8,800	67
Digester reject water	1,030	27
WWTP influent	61	84
WWTP effluent	8.1	11

### Nitrogen Recovery and Reuse: Technologies and Strategies

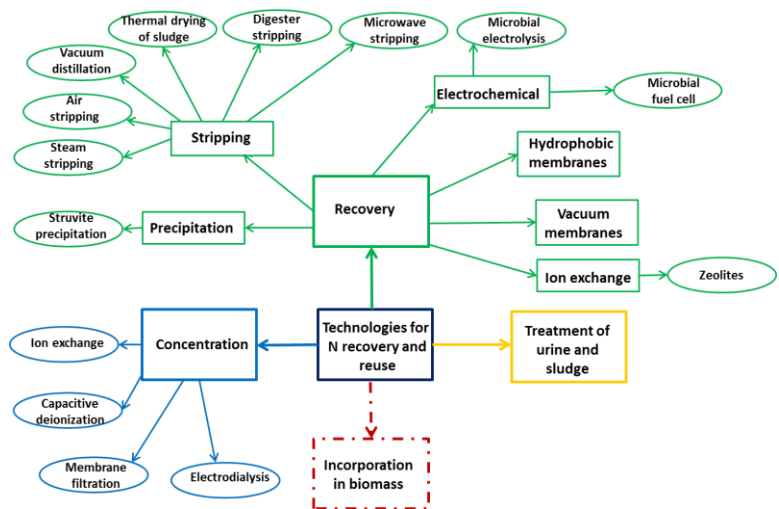
At present many technologies are available to recover nitrogen from wastewater [4, 36-38]. In principle these technologies can be divided in four strategies to recover and reuse nitrogen:

technologies with the aim to recover nitrogen directly from wastewater or digester reject water;

technologies with the aim to concentrate nitrogen in wastewater or digester reject water to enhance recovery technologies;  
technologies to treat urine or sludge;

technologies with the aim to incorporate nitrogen in biomass.

Figure 5 shows an overview of strategies with related technologies.



**Figure 5:** Overview of strategies with related technologies for nitrogen recovery and reuse

The technologies for further evaluation were selected based on the four criteria. The fourth strategy, incorporation of nitrogen in biomass, was not considered as this strategy focuses on recovery and/or production of biomass from wastewater in general, and not on recovery of nitrogen in specific. The results of the selection are shown in Table 3. A description of the technologies and the detailed scores on the criteria are presented in Supplemental Material 1 and Supplemental Material 2.

**Table 3:** Selection of technologies for nitrogen recovery and reuse.

Technology	Sustainability	Recovery of nitrogen in an amicable form	Maturity	Concentration range	Selected for further evaluation
Membrane filtration	+-	+-	++	+	No
Capacitive deionization	-	+-	-	+	No
Struvite precipitation	-	++	++	+	Yes
Steam stripping	-	++	+-	-	No
Air stripping	-	++	+	+	Yes



Vacuum distillation	-	++	-	+	No
Thermal sludge drying with subsequent air treatment	-	++	++	+	Yes
Digester stripping	-	++	-	+	No
Microwave stripping	-	++	+	+	No
Electrodialysis	-	+	+-	+	No
Microbial electrolysis	-	++	-	+	No
Microbial fuel cell	-	++	-	+	No
Hydrophobic membranes	-	++	+	+	Yes
Vacuum membranes	-	++	+	+	Yes
Ion exchange	-	++	+	-	No
Urine treatment	+-	++	+	+	Yes
Sludge reuse	-	++	+-	+	Yes

The selection shows that it is not possible for the technologies to reach a high score on the criterion “sustainability”, because of the fact that in all cases N<sub>2</sub>O emissions still take place on a level above the N<sub>2</sub>O emissions of the benchmark process (Haber-Bosch and deammonification). Most of the technologies recover nitrogen from the digester reject. This reduces the N-load of the wastewater treatment system (max. 27% based on Table 2), but without a radical change of the wastewater treatment system emissions will remain too high: a 27% reduction in N-load while maintaining the conventional nitrification-denitrification process will not result in a 60% decrease of Global Warming Potential as can be achieved by introduction of the deammonification process. Only urine treatment (max. 67% reduction in N-load) is close to the benchmark with respect to N<sub>2</sub>O emission. For that reason it was decided to select the technologies for further evaluation based on a positive score on the other three criteria: recovery of nitrogen in an applicable form, maturity, and concentration range. Based on that the technologies for further evaluation are struvite precipitation, air stripping, thermal drying of sludge with subsequent air treatment, hydrophobic membranes, vacuum membranes, urine treatment and sludge reuse. Table 4 shows a first estimate of the nitrogen that can be recovered at the WWTP Amsterdam-West. The struvite recovery is based on the full-scale design of the WWTP Amsterdam-West and the operational experiences with this plant [11]. For air stripping, an efficiency of 90% was assumed [38]. The nitrogen

recovery by thermal drying of sludge is based on the nitrogen content in the sludge of WWTP Amsterdam-West and the maximum efficiency as described in [39]. As hydrophobic membranes for the treatment of digester reject water, polytetrafluoroethylene (PTFE) membranes (flat-sheet, hollow fiber and spiral wound) and its expanded form (ePTFE) are preferred for  $\text{NH}_3$  extraction due to their hydrophobic characters, excellent organic resistance, and chemical stability with acidic and alkaline solutions [40]. Efficiency depends strongly on the process conditions, an efficiency of 75% was assumed. Conventional flat-sheet porous PTFE membranes have been applied for vacuum membrane distillation for ammonia removal with efficiencies varying between 70% and 90% [41]. Treatment of human urine for nitrogen recovery can be achieved with evaporation, electrodialysis and reverse osmosis with at least 90% recovery [42]. With respect to sludge reuse it was assumed that 100% of the digested sewage sludge is applied.

Based on these estimates, it can be seen that especially air stripping, hydrophobic membranes, vacuum membranes and urine treatment result in an increase of sustainability, when the present wastewater treatment process of WWTP Amsterdam-West is considered as a benchmark: the N-load of the wastewater treatment system reduces (20-60%), resulting in a lower  $\text{N}_2\text{O}$  emission. Whether also the energy use will be reduced strongly depends on the energy use of the nitrogen recovery technology and the system boundaries. For example, air stripping requires 90 MJ/kg-N [26], much more than the nitrification-denitrification process (42.2-45 MJ/kg-N), but comparable to the total primary energy requirement of N-fixation and N-removal by nitrification-denitrification process (90 MJ/kg-N). Table 4 also shows that only technologies in parallel will result in a substantial nitrogen recovery. Use of technologies in parallel will be addressed in section 3.4. *Adaptation pathway maps for nitrogen recovery alternatives.*

**Table 4:** Recovery of nitrogen at WWTP Amsterdam-West with the selected technologies.

Technology	Application at stream	Process conditions	N recovery	
			Mass (tons)	% of total N flow
Struvite recovery	Digested sludge	Production of 900 ton struvite with 5.7% N	51.3	1.1
Air stripping	Digester reject water	90% efficiency	1,128	24
Thermal drying of sludge	Digested sludge	531 ton N in sludge, 19% as ammonia, efficiency 99%	99.9	2.1
Hydrophobic membranes	Digester reject water	75% efficiency	940	20
Vacuum membranes	Digester reject water	75% efficiency	940	20
Urine treatment	Incoming urine	90% recovery	2831	60
Sludge reuse	Digested sewage sludge	100% application	531	11

### Competition with Biogas Production and Recovery of Phosphorus and Cellulose

Biogas production, recovery of phosphorus and recovery of cellulose are part of the Dutch program “The Energy & Raw Materials Factory” [23]. Nitrogen recovery is not a part of this program, so it is important to determine how the selected options for nitrogen recovery interact with biogas production, phosphorus recovery and cellulose recovery. For biogas production it is assumed that anaerobic sludge digestion is applied [43], for phosphorus recovery it is assumed that struvite precipitation in the digested sludge is applied [8-10] and for cellulose recovery it is assumed that fine-mesh sieves are applied as pretreatment for biological municipal wastewater treatment [19]. Table 5 shows the interactions. In fact all nitrogen recovery technologies are no-regret measures, except reuse of sludge. Reuse of sludge has an effect on biogas production. In case it is acceptable to reuse sludge with a lower organic carbon content, there is no interaction between nitrogen recovery through sludge reuse and the Dutch program “The Energy & Raw Materials

Factory” at all. As nitrogen recovery on the one hand, and biogas production, phosphorus recovery and cellulose recovery on the other do not exclude each other, biogas production, phosphorus recovery and cellulose recovery were not taken into account for the adaptation pathways of nitrogen recovery alternatives.

In addition to the effects of nitrogen recovery on biogas production, phosphorus recovery and cellulose recovery, it is also important to determine the effects vice-versa. Table 6 shows the results. It can be concluded that biogas production has an effect. With respect to the nitrogen recovery technologies struvite precipitation, air stripping and thermal drying of sludge it is a win-win measure as it enhances nitrogen recovery. With respect to sludge reuse it is a lock-in measure: it reduces the total amount of sludge and the nitrogen content of the sludge. Also phosphorus recovery has an effect: it reduces the N- and P-content of the sludge. However, as in the Netherlands there is a surplus of manure with especially a surplus of phosphorus, removal of phosphorus from the wastewater treatment sludge may be beneficial to market this material in agriculture [44].

**Table 5:** Effect of selected nitrogen recovery technologies on biogas production, phosphorus recovery and cellulose recovery from the Dutch program “The Energy & Raw Materials Factory”.

<b>N-recovery technology</b>	<b>Effect on</b>		
	<b>Biogas production</b>	<b>Phosphorus recovery</b>	<b>Cellulose recovery</b>
Struvite precipitation	Nitrogen is recovered as struvite from the sludge after digestion and does not affect the digestion of sludge and biogas production	Nitrogen and phosphorus are simultaneously removed as struvite, no interference	Nitrogen is recovered as struvite from the digested sludge and does not affect cellulose recovery as pretreatment
Air stripping	Air stripping is applied on the digester reject water and does not affect the digestion of sludge and biogas production	Air stripping is applied on the digester reject water and does not affect the recovery of phosphorus as struvite from the digested sludge	Air stripping is applied on the digester reject water and does not affect cellulose recovery as pretreatment
Thermal drying of sludge	Thermal drying of sludge is applied after sludge digestion and does not affect biogas production	Thermal drying of sludge is applied after struvite recovery and does not affect phosphorus recovery	Thermal drying of sludge takes place at the end of the treatment process and does not affect cellulose recovery as pretreatment
Hydrophobic membranes and vacuum membranes	Hydrophobic and vacuum membranes are applied on the digester reject water and do not affect the digestion of sludge and biogas production	Hydrophobic and vacuum membranes are applied on the digester reject water and do not affect the recovery of phosphorus as struvite from the digested sludge	Hydrophobic membranes and vacuum membranes are applied on the digester reject water and do not affect cellulose recovery as pretreatment
Urine treatment	Urine does hardly contain any organic material, separate urine collection and treatment does not affect biogas production	The total nitrogen load to the wastewater treatment system is that high (urine contributes for 80% to nitrogen mass in the influent, still 20% in other incoming flows) that separate collection and treatment of urine does not affect phosphorus recovery through struvite precipitation	Urine contains no cellulose so separate collection and treatment of urine does not affect cellulose recovery
Sludge reuse	In case the aim is to use sludge with a high organic carbon content sludge digestion is not preferred so it does affect biogas production	Sludge is used as a residual product so it does not affect preceding phosphorus recovery	Sludge is used as residual product so it does not affect cellulose recovery as pretreatment

**Table 6:** Effects of biogas production, phosphorus recovery and cellulose recovery from the Dutch program “The Energy & Raw Materials Factory” (TERMF) on selected nitrogen recovery technologies.

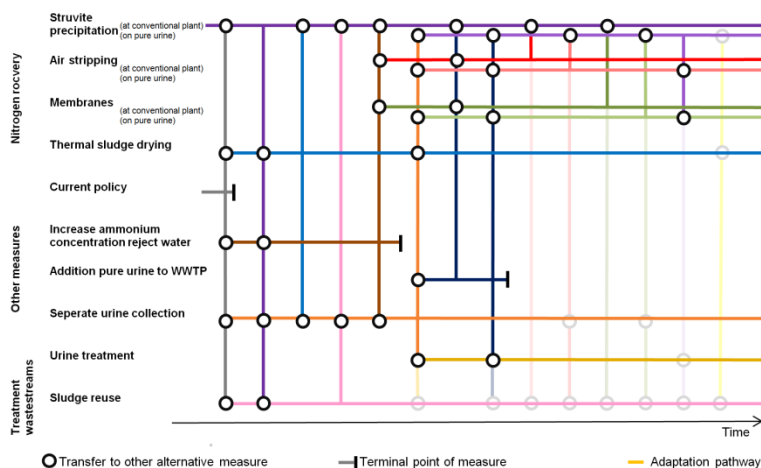
TERMF recovery	Effect on N-recovery technology					
	Struvite precipitation	Air stripping	Thermal drying of sludge	Hydrophobic and vacuum membranes	Urine treatment	Sludge reuse
Biogas production	Through the digestion of sludge, P and N are released in high concentrations, advantageous for struvite precipitation	Through the digestion of sludge, N is released in high concentrations as ammonium/ ammonia, advantageous for air stripping	Through the digestion of sludge, N is released in high concentrations as ammonium/ ammonia, advantageous for recovery during drying of sludge	Through the digestion of sludge, N is released in high concentrations as ammonium/ ammonia, advantageous for recovery during membrane filtration	Biogas is produced during sludge digestion and does not affect separate collection and treatment of urine as first step in the wastewater treatment system	Sludge digestion for biogas production reduces the amount of sludge and transfers nitrogen to the digester reject water, resulting in a lower N-content of the sludge
Phosphorus recovery	Nitrogen recovery and phosphorus are simultaneously removed as struvite, no interference	Phosphorus recovery as struvite precipitation is applied after sludge digestion and thus does not affect N-recovery through air stripping of digester reject water	Phosphorus recovery through struvite precipitation lowers both N- and P-concentrations in the sludge, so the N-recovery through sludge drying after struvite precipitation is lower	Phosphorus recovery as struvite precipitation is applied after sludge digestion and thus does not affect N-recovery from digester reject water through membrane filtration	Phosphorus is recovered from the digested sludge and does not affect separate collection and treatment of urine as first step in the wastewater treatment system	Phosphorus recovery through struvite precipitation lowers the N- and P-content of the sludge, but a low P-content may be attractive to market the product in agriculture
Cellulose recovery	N and P are not recovered through cellulose recovery, so no effect on N recovery through struvite precipitation	N is not recovered through cellulose recovery, so no effect on N-recovery through air stripping of digester reject water	The total amount of organic material that is introduced in the wastewater treatment system is reduced, so the amount of sludge is reduced. However, the N-mass in the sludge is not reduced	N is not recovered through cellulose recovery, so no effect on N-recovery through membrane filtration of digester reject water	Urine is collected and treated prior to cellulose recovery, so no effect	The total amount of organic material that is introduced in the subsequent wastewater treatment system after cellulose recovery is reduced so the amount of sludge is reduced. However, the N-mass in the sludge is not reduced

## Adaptation Pathway Maps for Nitrogen Recovery Alternatives

To construct the adaptation pathways, the alternatives were grouped into three specific actions: (1) recovery of nitrogen; (2) treatment of specific waste streams; (3) other alternatives that may affect nitrogen recovery.

The first group contains struvite precipitation, air stripping, thermal drying of sludge and hydrophilic and vacuum membranes to recover nitrogen. These technologies can be applied in the wastewater treatment system, but can also be applied on pure urine that is separately collected. Treatment of specific streams (group 2) concerns urine treatment to reuse this stream directly (e.g. hydrolysis of urea or stabilization of urine) and sludge reuse. Other alternatives that may affect nitrogen recovery (group 3) are increase of the nitrogen content in the digester reject water e.g. through thermal hydrolysis pretreatment of sludge [45,46], addition of urine to the existing wastewater treatment plant, and separated collection of urine.

The adaptation pathways map, shown in Figure 6, presents an overview of relevant pathways to reach the desired shared goal: nitrogen reuse from wastewater. All alternatives are represented by a colored horizontal line and can be considered as ‘different ways leading to Rome’. A vertical line with the same color indicates that after the choice of a specific alternative (with that color) switches are possible to other alternatives via transfer stations. A terminal station represents the moment of an adaptation tipping point: the alternative is effective till this moment. Transfer stations show the available alternatives after this point. Transparent pathways and transfer stations represent unnecessary complicated ways to achieve a measure.



**Figure 6:** Adaptation pathways map of alternatives for nitrogen recovery from wastewater.

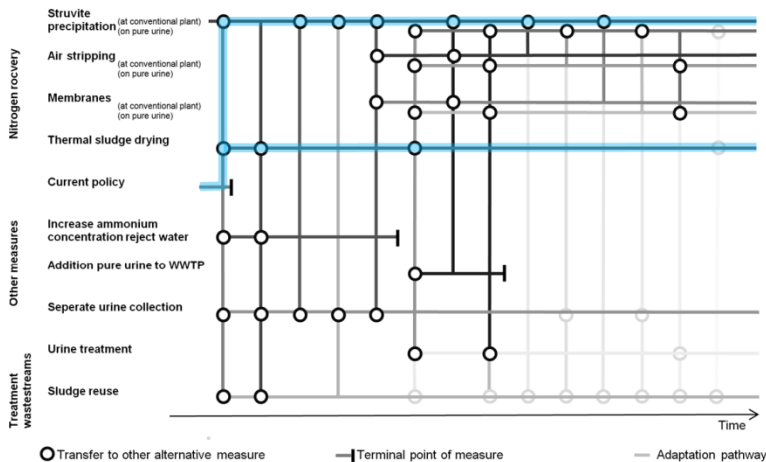
As an example: if the choice is made for struvite precipitation, the purple line is followed. From this line a vertical purple line originates. This means that after the choice for struvite precipitation, a switch can be made to thermal drying of sludge through the transfer station. On the other hand, no switch can be made from thermal sludge drying to struvite precipitation at the same moment in time in case the initial choice was thermal drying of sludge: the vertical line has another color. Later in time the switch is possible (crossing blue lines).

The map shows an indication of time on the X-axis, which is not absolute. It indicates that some alternatives are not directly applicable and some other measures are needed first. For example, treatment of urine and/or addition of urine to the existing treatment require new sanitation concepts. Introduction of new sanitation is only possible in new housing estates and requires time. However, urine can already been collected separately on an ad-hoc base, e.g. at festivals, and this urine can be used in many alternatives. Application of hydrophobic and vacuum membranes require high N concentrations in the digester reject water, so first step is to develop methods to increase this concentration, and after this development membranes are applicable.



Although the adaptation pathways map is complex, it is a very helpful tool to determine which pathways have to be followed to realize a specific scenario with a specific goal. Figures 7-10 show four specific scenarios that decision makers could follow.

**A – Limited N recovery, limited impact.**

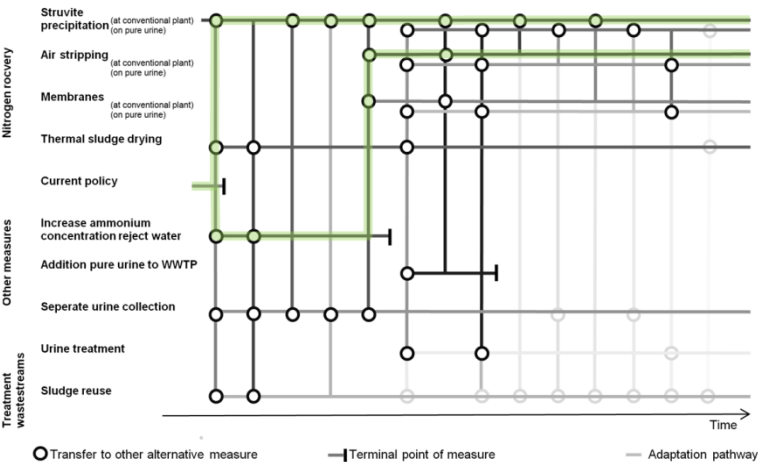


**Figure 7:** Adaptation pathways for nitrogen recovery from wastewater for scenario A: limited N-recovery with limited impact.

Figure 7 shows the pathways that can be followed when the goal is to recover a limited amount of nitrogen with alternatives that have little impact on the existing wastewater treatment systems, and with a high level of feasibility. Recovery through thermal drying of sludge and through struvite precipitation seems attractive.

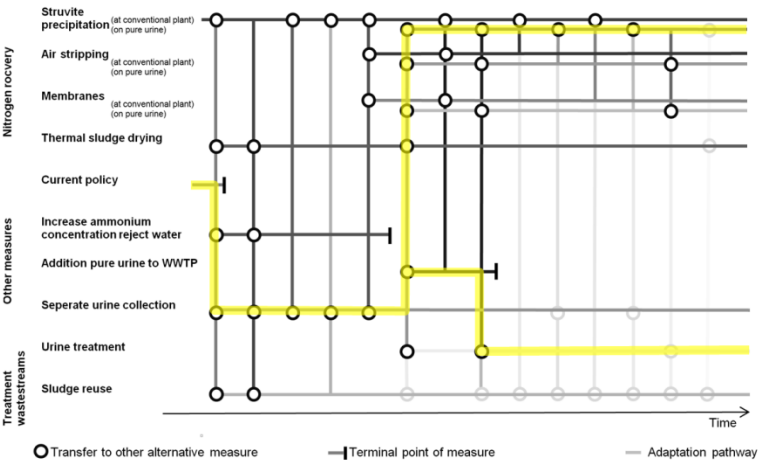
Figure 8 shows the pathways that can be followed when the ambition is to recover more nitrogen, and more risks can be accepted. In that case technologies to increase the concentration of nitrogen in the digester reject water with subsequent air stripping of the digester reject water can be chosen. In case a high impact is allowed, new sanitation can be chosen. The corresponding pathways are shown in Figure 9.

**B – Moderate recovery, acceptable risks.**



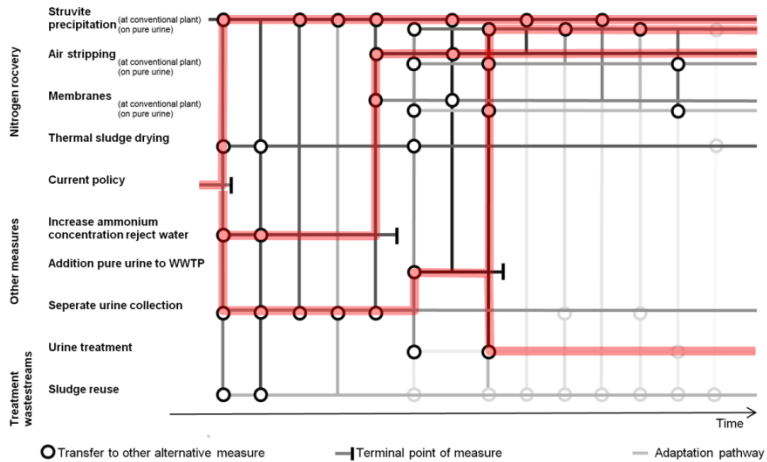
**Figure 8:** Adaptation pathways for nitrogen recovery from wastewater for scenario B: moderate N-recovery with acceptable risks.

**C – New sanitation, high impact.**



**Figure 9:** Adaptation pathways for nitrogen recovery from wastewater for scenario C: new sanitation with high impact.

#### D- Maximum recovery, high impact.



**Figure 10:** Adaptation pathways for nitrogen recovery from wastewater for scenario D: maximum N-recovery with high impact.

Finally, the goal can be to recover maximum nitrogen from wastewater. This scenario with corresponding pathways is presented in Figure 10. Many alternatives have to be introduced in parallel: nitrogen is recovered from pure urine, and from the sludge and digester reject water at the wastewater treatment plant.

## Conclusions

Nitrogen recovery from wastewater with the existing wastewater treatment system as starting point results in only limited improvement in sustainability.

Radical changes in wastewater treatment, and application of several nitrogen recovery technologies in parallel, are required to improve sustainability substantially. Separate collection and treatment of urine is an attractive option but requires a complete new infrastructure for wastewater collection and wastewater treatment.

Nitrogen recovery from wastewater does not negatively affect biogas production from wastewater, phosphorus recovery from wastewater and cellulose recovery from wastewater

The use of adaptation pathways maps is an attractive method to compare and judge several combinations of nitrogen recovery technologies, especially when different strategies have to be analyzed and technological and market developments are uncertain.

## References

1. Ezech AC, Bongaarts J, Mberu B. Global population trends and policy options. *Lancet*. 2012; 380: 142-148.
2. United Nations. World urbanization prospects: The 2015 revision. United Nations, New York, NY, United States of America. 2015.
3. Alexandratos N, Bruinsma J. World agriculture towards 2030/2050: the 2012 Revision. ESA Working Paper No. 12-03. FAO, Rome, Italy. 2012. Available online at: <http://www.fao.org/docrep/016/ap106e/ap106e.pdf>
4. Sengupta S, Nawaz T, Beaudry J. Nitrogen and Phosphorus Recovery from Wastewater. *Current Pollution Reports*. 2015; 1: 155-166.
5. Duley B. Recycling phosphorus by recovery from sewage. Centre Europeen d'Études des Polyphosphates, Brussels, Belgium. 1998; 1-17.
6. European Commission. The European Critical Raw materials Review. MEMO/14/37726/05/2014, Brussels, Belgium. 2014. Available online at: [http://europa.eu/rapid/press-release MEMO-14-377\\_en.htm](http://europa.eu/rapid/press-release_MEMO-14-377_en.htm)
7. Puchongkawarin C, Gomez-Mont C, Stuckey DC, Chachuat B. Optimization-based methodology for the development of wastewater facilities for energy and nutrient recovery. *Chemosphere*. 2015; 140: 150-158.
8. Doyle JD, Parsons SA. Struvite formation, control and recovery. *Water Research*. 2002; 36: 3925-3940.
9. Garcia-Belinchón C, Rieck T, Bouchy L, Galí A, Rougeé P, et al. Struvite recovery: pilot-scale results and

- economic assessment of different scenarios. *Water Practice & Technology*. 2013; 8: 119-130.
10. Bergmans BJC, Veltman AM, Loosdrecht MCM, van Lier JB, van Rietveld LC. Struvite formation for enhanced dewaterability of digested wastewater sludge. *Environmental Technology*. 2014; 35: 549-555.
  11. Hoek JP van der, Struiker A, Danschutter JEM de. Amsterdam as a sustainable European metropolis: integration of water, energy and material flows. *Urban Water Journal*. 2017; 14: 61-68.
  12. Erisman JW, Sutton MA, Galloway J, Klimont Z, Winiwarter W. How a century of ammonia synthesis changed the world. *Nature Geoscience*. 2008; 1: 636-639.
  13. Stein LY, Klotz MG. The nitrogen cycle. *Current Biology*. 2016; 26: R94-R98.
  14. Paredes D, Kusch P, Mbvette TSA, Stange F, Müller R, et al. New aspects of microbial nitrogen transformations in the context of wastewater treatment – A review. *Engineering in Life Sciences*. 2007; 7: 13-25.
  15. Kampschreur MJ, Temmink H, Kleerebezen R, Jetten MSM, Loosdrecht MCM van. Nitrous oxide emission during wastewater treatment. *Water Research*. 2009; 43: 4093-4103.
  16. Diamantis VI, Anagnostopoulos K, Melidis P, Ntougias S, Aivasidis A. Intermittent operation of low pressure UF membranes for sewage reuse at household level. *Water Science & Technology*. 2013; 68: 799- 806.
  17. Membranes for energy and water recovery. The MEMORY project: co-funded by the European Community under the Life+ financial instrument with the Grant Agreement n.LIFE13ENV/ES/001353. Available online at: [www.life-memory.eu](http://www.life-memory.eu)
  18. Wang X, McCarty PL, Liu J, Ren NQ, Lee DJ, et al. Probabilistic evaluation of integrating resource recovery into wastewater treatment to improve environmental sustainability. *Proceedings of the National Academy of Sciences of the United States of America*. 2015; 112: 1630-1635.

19. Ruiken CJ, Breurer G, Klaversma E, Santiago T, Loosdrecht MCM. van. Sieving wastewater cellulose recovery, economic and energetic evaluation. *Water Research*. 2013; 47: 43-48.
20. Tamis J, Marang L, Jiang Y, Loosdrecht MCM van, Kleerebezem R. Modeling PHA-producing microbial enrichment cultures – towards a generalized model with predictive power. *New Biotechnology*. 2014; 31: 324-334.
21. Kleerebezem R, Loosdrecht MCM. van. Mixed culture biotechnology for bioengineering production. *Current Opinion in Biotechnology*. 2007; 18: 207-212.
22. Matassa S, Verstraete W, Pikaar I, Boon N. Autotrophic nitrogen assimilation and carbon capture for microbial protein production by a novel enrichment of hydrogen-oxidizing bacteria. *Water Research*. 2016; 101: 137-146.
23. Leeuwen K, van Vries, E de, Koop S, Roest K. The Energy & Raw Materials Factory: Role and Potential Contribution to the Circular Economy of the Netherlands. *Environmental Management*. 2018; 61: 786-795.
24. Hoek, JP van der, Fooij, H de, Struker A. Wastewater as a resource: Strategies to recover resources from Amsterdam's wastewater. *Resources, Conservation and Recycling*. 2016; 113: 53-56.
25. Waternet. Technical year report wastewater treatment 2017. Internal report Waternet, Amsterdam, The Netherlands. 2018.
26. Maurer M, Schwegler P, Larsen TA. Nutrients in urine: energetic aspects of the removal and recovery. *Water Science & Technology*. 2003; 48: 37-46.
27. Mulder A. The quest for sustainable nitrogen removal technologies. *Water Science & Technology*. 2003; 48: 67-75.
28. Lin Y, Guo M, Shah N, Stuckey DC. Economic and environmental evaluation of nitrogen removal and recovery methods from wastewater. *Bioresource Technology*. 2016; 215: 227-238.

29. Roest, H van der, Loosdrecht, MCM van, Langkamp EJ, et al. Recovery and reuse of Bio-ALE from granular Nereda sludge. *Water*. 2015; 48.
30. Haasnoot M, Kwakkel JH, Walker WE, Maat J. ter. Dynamic adaptive policy pathways: A method for crafting robust decisions for a deeply uncertain world. *Global Environmental Change*. 2013; 23: 485-498.
31. Fooij H. de. Wastewater as a Resource – Strategies to Recover Resources from Amsterdam’s Wastewater. MSc Thesis Civil Engineering and Management. University of Twente, Enschede. The Netherlands. 2015.
32. Stowa. Treatment of urine. Report Stowa 2010-W02. Foundation for Applied Water Research, Amersfoort. The Netherlands. 2010.
33. Rose C, Parker A, Jefferson B, Cartmell E. The Characterization of Feces and Urine: A Review of the Literature to Inform Advanced Treatment Technology. *Critical Reviews in Environmental Science and Technology*. 2015; 45: 1827-1879.
34. Stowa. Separate urine collection and treatment. Options for sustainable wastewater treatment systems and mineral recovery. Report Stowa 2001-39. Foundation for Applied Water Research, Amersfoort. The Netherlands. 2001.
35. Stowa. Options for separate treatment of urine. Report Stowa 2005-11, Foundation for Applied Water Research. Amersfoort, The Netherlands. 2005.
36. Maurer M, Muncke J, Larsen TA. Technologies for nitrogen recovery and reuse. In: Lens P, Pol LH, Wilderer PA, Asano T, editors. *Water Recycling and Resource Recovery in Industry*. London: IWA Publishing. 2002; 491-510.
37. Stowa. Explorative research on innovative nitrogen recovery. Report 2012-51. Foundation for Applied Water Research, Amersfoort. The Netherlands. 2012.
38. Capodaglio AG, Hlavínek P, Raboni M. Physico-chemical technologies for nitrogen removal from wastewater: a review. *Ambiente & Água – An Interdisciplinary Journal of Applied Science*. 2015; 10: 481-489.

39. Horttanainen M, Deviatkin I, Havukainen J. Nitrogen release from mechanically dewatered sewage sludge during thermal drying and potential for recovery. *Journal of Cleaner Production*. 2017; 142: 1819-1826.
40. Kunz A, Mukhtar S. Hydrophobic membrane technology for ammonia extraction from wastewaters. *Journal of the Brazilian Association of Agricultural Engineering*. 2016; 36: 377-386.
41. EL-Bourawi MS, Khayet M, Ra M, Ding Z, Li Z, et al. Application of vacuum membrane distillation for ammonia removal. *Journal of Membrane Science*. 2007; 301: 200–209.
42. Maurer M, Pronk W, Larsen TA. Treatment processes for source-separated urine. *Water Research*. 2006; 40: 3151-3166.
43. McCarty PL, Bae J, Kim J. Domestic wastewater treatment as a net energy producer – can this be achieved? *Environmental Science & Technology*. 2011; 45: 7100-7106.
44. Regelink IC, Ehlert PAI, Römkens PFAM. Perspectives of the supply of (phosphorus reduced) wastewater treatment sludge to the agricultural sector. Report 2819 Wageningen Environmental Research, Wageningen, The Netherlands. 2017.
45. Dijk L. van, Man, A. de. Continuous thermal sludge hydrolysis: lower costs and more energy at the wastewater treatment plant. *Journal H<sub>2</sub>O*. 2010; 43: 8-9.
46. Phothilangka P, Schoen MA, Huber M, Luchetta P, Winkler T, et al. Prediction of thermal hydrolysis pretreatment on anaerobic digestion of waste activated sludge. *Water Science & Technology*. 2008; 58: 1467-1473.

**Supplementary Materials can be accessed online at**  
[https://videleaf.com/wp-content/uploads/2019/11/PASUS-19-03\\_Supplementary-Materials.zip](https://videleaf.com/wp-content/uploads/2019/11/PASUS-19-03_Supplementary-Materials.zip)

**Supplemental Material 1:** Description of technologies;  
**Supplemental Material 2:** Evaluation of technologies.