

European beech (*Fagus sylvatica* L.) glued laminated timber: Lamination strength grading, production and mechanical properties

Thomas Ehrhart ^{1) 2)}* (ORCID ID: 0000-0001-9551-4714), René Steiger ²⁾ (0000-0002-0096-098X), Martin Lehmann ³⁾, Andrea Frangi ¹⁾ (0000-0002-2735-1260)

¹⁾ ETH – Swiss Federal Institute of Technology, Institute of Structural Engineering, Stefano-Franscini-Platz 5, 8093 Zurich, Switzerland

²⁾ Empa – Swiss Federal Laboratories for Materials Science and Technology, Structural Engineering Research Laboratory, Ueberlandstrasse 129, 8600 Duebendorf, Switzerland

³⁾ Bern University of Applied Sciences, Institute for Materials and Wood Technology, Solothurnstrasse 102, 2504 Biel, Switzerland

* corresponding author: ehrhart@ibk.baug.ethz.ch; +41 44 633 9150

ABSTRACT

*This paper presents the results of extensive investigations on the lamination strength grading, the production and the mechanical properties of European beech (*Fagus sylvatica* L.) glued laminated timber (GLT). Based on the analysis of potential influencing parameters on strength and stiffness as well as subsequent tension tests parallel to the grain on single boards, a combined visual/machine approach for grading the raw material into tensile strength classes T50, T42, T33 and T22 was developed. Boards strength graded with the developed procedure were then finger-jointed by a Swiss GLT producer and the strength of the finger joints was investigated by means of tensile and bending tests. The strength and durability of the bonding was investigated and verified by means of tensile-shear and delamination tests. It could be shown that the required finger-joint and bondline strengths for GLT of strength classes GL40, GL48 and GL55 can be achieved. Finally, an extensive experimental testing campaign was performed to investigate the mechanical properties of European beech GLT produced based on the strength grading rules and production techniques developed before. Bending, tensile and compressive parallel to the grain, as well as shear tests were carried out on GLT specimens of strength classes GL40, GL48 and GL55 in different sizes in terms of cross-section and length. Based on these investigations and complementing numerical simulations, characteristic strength and stiffness values and formulae for consideration of size effects in bending, tension and shear were determined.*

1 INTRODUCTION

To date the share of European beech (*Fagus sylvatica* L.) amounts to 18.1% of the total timber stock in the Swiss forests. Along with Norway spruce (*Picea abies* Karst., 43.7%), European beech is the second most common tree species and by far the most common hardwood species in Switzerland, followed by ash (*Fraxinus excelsior* L., 4.1%), maple (*Acer pseudoplatanus* L., 3.1%), and oak (*Quercus robur* L., 1.9%) (BAFU, 2018). Hardwoods in general are expected to benefit from the changing climatic conditions in Central Europe and their share of the forests is predicted to increase further in future (Lindner et al., 2010). However, the long-term goal of sustainable forest management, a balance between growth and harvest, cannot be achieved today, especially regarding hardwoods. In 2017, an increase in forest stock of 3.5 million m³ could have hardly been balanced by commercial use and mortality of only 2.6 million m³. Additionally, the actually still predominant use of hardwood for energy purposes (70% of the hardwood harvested in 2017) is rated unfavourable by the Swiss economy, forestry agencies and federal offices.

The construction sector has been identified as an economically and climate-politically interesting option for using beech wood with its excellent mechanical properties. Numerous ongoing or completed research projects in Austria (e.g. Frühwald & Schickhofer, 2004, Hübner, 2013, Linsenmann, 2016), Germany (e.g. Glos & Lederer, 2000, Frühwald et al., 2003, Blaß et al., 2005, Westermayr et al., 2018), Slovenia (e.g. Plos et al., 2018) and Switzerland contribute to a steadily growing knowledge of the characteristics and peculiarities of this wood species with regard to its application for construction purposes.

In Switzerland, the *Swiss Federal Office for the Environment (FOEN)* launched the programme *Aktionsplan Holz*. The main objective of the programme is to ensure that wood from Swiss forests is provided, processed and recycled in a sustainable and resource-efficient manner. Resource policy thus makes a major contribution to forest,

climate and energy policy (BAFU, 2017). As part of this research and innovation programme, a project was launched in 2015 under the lead of the *Structural Engineering Research Laboratory of Empa*, in collaboration with *ETH Zurich* and the *Bern University of Applied Sciences BFH/AHB* in Biel. The aim of the project was to investigate the entire production chain of glued laminated timber (GLT) made of European beech wood, as well as to determine the mechanical properties of the product and to contribute to the implementation of the findings in relevant standards. Highly stressed columns, beams and trusses in residential, office and industrial buildings have been identified as providing the biggest potential for the application of beech GLT in load-bearing structures. The present paper gives an overview on the results of this extensive research project and shows that the GLT strength classes GL40, GL48 and GL55 targeted in the project offer the possibility to expand the currently increasing share of modern timber construction at the expense of mineral and metallic building materials.

2 LAMINATION STRENGTH GRADING

2.1 RELEVANT INDICATORS

Naturally grown wood has to be strength graded when intended to be used for structural purposes, i.e., the mechanical properties have to be estimated based on the assessment of non-destructively measurable indicators. Indicators applicable to strength grading (i) shall be highly correlated with the target parameters (strength and stiffness), (ii) shall be easily and reliably identifiable by appropriate non-destructive means, and (iii) shall be quantifiable (Ehrhart, 2019). All investigations described in the following were conducted on boards with cross-section dimensions of 160×25 mm².

2.1.1 VISUAL INDICATORS

The following visual indicators were investigated, i.e., their presence, location and dimension were documented and their influence on the tensile strength and stiffness of single laminations was evaluated:

- Knot area ratio (KAR) & total knot area ratio (tKAR) (e.g. BS 4978, 1996);
- Fibre deviation (Fig. 1a);
- Wavelike annual ring pattern (Fig. 1b);
- Redheart.

Whereas the size of knots and knot groups was quantified by means of the parameters knot area ratio KAR and the total knot area ratio tKAR respectively, the indicators fibre deviation (Fig. 1a), wavelike annual ring pattern (Fig. 1b) and redheart were only documented qualitatively. A more detailed description of the visual indicators evaluated during the strength grading process can be found in Ehrhart et al. (2016).

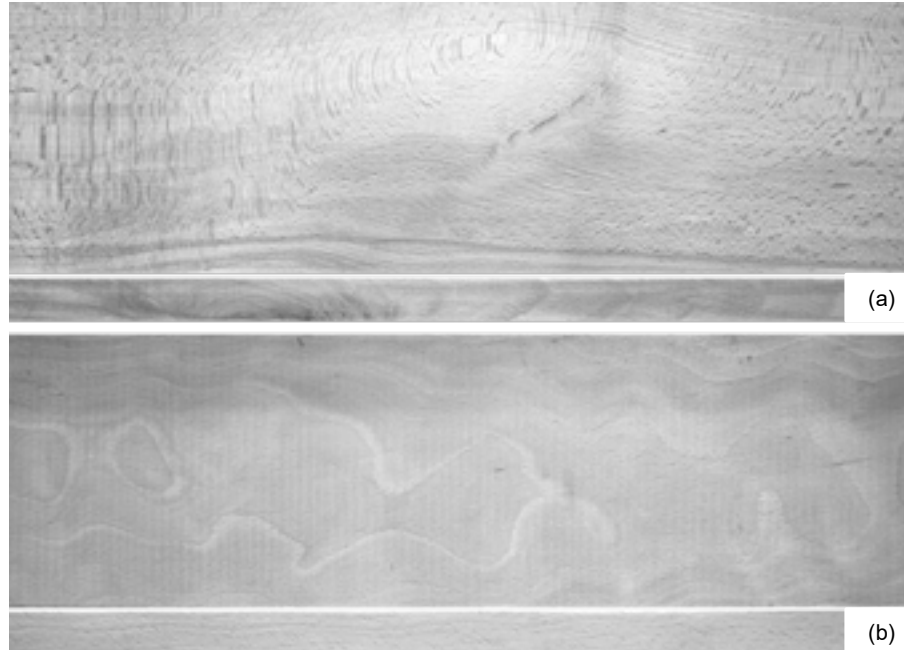


Fig. 1 Examples boards with fibre deviation (a) and wavelike annual ring pattern (b).

2.1.2 PHYSICAL INDICATORS

The bulk density (ρ) and the first natural frequency (f_0) were measured in order to be able to determine the dynamic modulus of elasticity MOE (E_{dyn}). The two devices *ViScan V2.8* (by *MiCROTEC*) and *MTG Timber Grader* (by *Brookhuis*) were used. Based on the first natural frequency f_0 , the length of the lamination l_ℓ , and the board's bulk density ρ , the dynamic MOE E_{dyn} was calculated with Equation 1. Depending on the actual wood moisture content (u), the resulting densities and dynamic moduli of elasticity were adjusted to the reference moisture content, which had been set to $u_{\text{ref}} = 8\%$ (EN 384, 2019) in this study due to the primarily intended application of beech GLT for indoor construction.

$$E_{\text{dyn}} = 4 \cdot f_0^2 \cdot l_\ell^2 \cdot \rho \quad (1)$$

2.2 VERIFICATION BY MEANS OF TENSION TESTS

Tension tests according to EN 408 (2012) were carried out on 294 European beech timber boards and the influence of the visual and physical indicators determined during the strength grading process on the tensile strength ($f_{t,0}$) and the static tensile MOE ($E_{t,0}$) parallel to the grain was evaluated. The tensile strength was calculated based on the ultimate force (F_{max}) and the lamination's width (w_ℓ) and thickness (t_ℓ) by means of Equation 2. The tensile MOE was calculated using Equation 3 based on the displacements (d) measured over a length of $l_{\text{meas}} (= 5 \times w_\ell = 800 \text{ mm})$ at force levels corresponding to 10% (F_1) and 40% (F_2) of the expected ultimate force F_{max} .

$$f_{t,0,1} = \frac{F_{\text{max}}}{w_\ell \cdot t_\ell} \quad (2)$$

$$E_{t,0,1} = \frac{l_{\text{meas}} \cdot (F_2 - F_1)}{w_\ell \cdot t_\ell \cdot (d_2 - d_1)} \quad (3)$$

The resulting tensile MOE was adjusted to the reference moisture content ($u_{\text{ref}} = 8\%$) according to EN 384 (2019). For the tensile strength, no equation for adjustment is specified in EN 384 (2019) since the tensile strength parallel to the grain is not subject to marked changes with changing moisture content (Hoffmeyer, 1995). Further information on the test setup and the applied measurement data recording system is available in Ehrhart et al. (2016).

2.3 STRENGTH GRADING CRITERIA

European beech (*Fagus sylvatica* L.) glued laminated timber: Lamination strength grading, production and mechanical properties

Based on correlation analyses, the knots, the fibre deviation and the dynamic MOE were identified to have largest influence on the target parameters tensile strength and MOE. Consistent with findings of Frühwald & Schickhofer (2004) and Aicher & Ohnesorg (2011), no significant influence of redheart was found.

Based on the analysis of the indicators relevant for strength and stiffness, criteria for the combined visual/machine strength grading of European beech timber boards into the strength grades T50, T42, T33 and T22 were developed. The criteria were calibrated based on the 294 European beech timber boards tested. In Tab. 1, the visual and physical criteria are summarised. Additional criteria regarding curvature, cracks and wane, which are mainly of importance for the production of GLT, may be adopted from DIN 4074-5 (2008).

Tab. 1 Criteria for combined visual and machine strength grading of European beech boards into strength classes T22, T33, T42 and T50.

Visual criteria	Visual grade			
	Vis. 1	Vis. 2	Vis. 3	Vis. 4
Knot and bark inclusion	tKAR \leq 0.05	tKAR \leq 0.1	tKAR \leq 0.2	tKAR \leq 0.3
Fibre deviation	Not perm.	Permitted	Permitted	Permitted
Wavelike annual ring pattern	Not perm.	Permitted	Permitted	Permitted
Redheart	Permitted	Permitted	Permitted	Permitted
Discolouration				
<i>Hardness not reduced</i>	Permitted	Permitted	Permitted	Permitted
<i>Hardness reduced</i>	Not perm.	Not perm.	$\leq 0.2 w_\ell$	$\leq 0.2 w_\ell$
Insect damage	Not perm.	Not perm.	Not perm.	Not perm.
Pith	Not perm.	Not perm.	Not perm.	Not perm.
Minimum MOE E_{dyn} (GPa)	Strength grade (based on visual grade and E_{dyn})			
Visual grade	T50	T42	T33	T22
Vis. 1	≥ 16.5	≥ 14.0	≥ 12.0	≥ 10.0
Vis. 2	-	≥ 16.5	≥ 14.0	≥ 10.0
Vis. 3	-	≥ 18.0	≥ 16.5	≥ 10.0
Vis. 4	-	-	-	≥ 15.0

The resulting 5%-fractile values of tensile strength ($f_{t,0.05}$) and mean values of MOE ($E_{t,0,mean}$) parallel to the grain for the strength grades are summarised in Tab. 2. It can be seen that the actual 5%-fractile values of tensile strength are very close to the targeted values. Further information on the correlation analyses performed when developing the strength grading rules are available in Ehrhart (2019).

It could be shown that strength grades up to T50 can be achieved with European beech timber boards when applying the visual and physical indicators presented in Tab. 1. For a better estimation of strength and a more efficient strength grading, information on the (local) fibre orientation with higher precision is necessary. However, as mentioned, e.g., by Aicher et al. (2001), Frühwald & Schickhofer (2004) and Schlotzhauer et al. (2018), so far no method for the automated detection and documentation of fibre orientation had been available for European beech wood. Hence, in the course of the project a new non-contact method for the determination of fibre direction in European beech wood, based on the analysis of the wood rays, was developed (Ehrhart et al., 2017, 2018a and 2018b). This method allows for highly accurate predictions of the fibre orientation, especially for flat-sawn and semi-rift-sawn boards. Thus, the method can contribute to a more efficient strength grading of the raw material and the implementation of strength grades even higher than T50.

Tab. 2 Mean and 5%-fractile values of lamination tensile strength ($f_{t,0,\ell}$) and MOE ($E_{t,0,\ell}$) and finger joint bending ($f_{m,j}$) and tensile strengths ($f_{t,i}$) grouped by strength grade.

Property		Symbol	Unit	T50	T42	T33	T22
Lamina tion	Number of tension tests	n	-	64	82	45	60
	Tensile strength, mean value	$f_{t,0,\ell,mean}$	MPa	90.3	71.1	61.0	47.4
	Tensile strength, 5%-fractile value	$f_{t,0,\ell,05}$	MPa	55.1	43.8	32.6	21.8

European beech (*Fagus sylvatica* L.) glued laminated timber: Lamination strength grading, production and mechanical properties

	Number of MOE measurements	n	-	43	43	19	37
	Tensile MOE, mean value	$E_{t,0,\ell,\text{mean}}$	GPa	16.8	15.4	14.4	13.7
	Tensile strength, 5%-fractile value	$E_{t,0,\ell,05}$	GPa	15.0	12.6	12.0	11.3
Finger joints	Number of bending tests	n	-	29	30	31	-
	Bending strength, mean value	$f_{m,j,\text{mean}}$	MPa	85.9	83.3	78.9	-
	Bending strength, 5%-fractile value	$f_{m,j,05}$	MPa	66.8	66.1	65.2	-
	Number of tension tests	n	-	36	46	48	-
	Tensile strength, mean value	$f_{t,j,\text{mean}}$	MPa	73.4	62.0	59.1	-
	Tensile strength, 5%-fractile value	$f_{t,j,05}$	MPa	52.2	43.7	43.5	-
	Ratio between $f_{m,j,\text{mean}}$ and $f_{t,j,\text{mean}}$	-	-	1.17	1.34	1.34	-
	Ratio between $f_{m,j,05}$ and $f_{t,j,05}$	-	-	1.28	1.51	1.50	-

3 PRODUCTION OF EUROPEAN BEECH GLT

In general, the process steps in the production of beech GLT do not differ from those for softwood GLT: Logs are sawn, the boards are dried, strength graded, finger-jointed, planed and bonded. However, in order to minimize cracking due to Eigen stresses occurring during the production process, a smaller lamination thickness (in this project: final thickness $t_\ell = 25$ mm) as well as a wood moisture content, which already during production approximately corresponds to the later equilibrium moisture content (in this project: $8 \pm 2\%$), were chosen.

3.1 FINGER JOINTING

Since being of limited length when produced in the sawmills, European beech boards are joined longitudinally by finger joints. The strength of these joints plays a central role regarding the load-bearing capacity of GLT elements, especially in components subjected to tensile stress and laminations located in the tensile zone of beams. The strength of the finger joints was investigated by researchers at the Bern University of Applied Sciences BFH/AHB in Biel. In the following, the conducted tests are briefly summarised and the main results are presented. Further information is available in Clerc et al. (2017) and Lehmann et al. (2018).

The finger-jointed specimens were produced on a production line for softwood GLT with a one-component polyurethane adhesive. The process parameters were adjusted for beech wood according to the experience of the project partner *neue Holzbau AG* (Lungern, Switzerland) in order to achieve satisfying performance of the finger joints. The cross-section dimensions of the laminations after planing were 150×20 mm². In order to get a full representation of the material quality with regard to density and dynamic MOE, the tested specimens were equally chosen from the three strength classes T50, T42 and T33. However, it was made sure that no zones with knots or with fibre deviations were located near the finger joints.

The finger joint strength was assessed by means of 90 bending tests and 130 tension tests performed according to EN 408 (2012). The bending tests were conducted displacement-controlled, the tensile tests were carried out force-controlled. In Tab. 2, the resulting bending strengths ($f_{m,j}$) and tensile strengths ($f_{t,j}$) of the tested finger joints are shown grouped by T-class. For all grades, the finger joint tensile strengths exceed the boards' tensile strengths. Further information on the test setups and the results are available in Clerc et al. (2017) and Lehmann et al. (2018).

3.2 BONDING

During the GLT production, the laminations were bonded using a one-component polyurethane adhesive and a primer, following the findings of investigations of appropriate bonding procedures conducted by the project partners *Henkel Engineered Wood Adhesives* and BFH/AHB Biel (Clerc et al., 2017). The chosen adhesive system exhibited sufficient strength in the tensile shear tests in the dry (A1) and wet state (A4) according to EN 302-1 (2013). The delamination behaviour proved to meet the requirements specified in EN 15425 (2017) when tested according to EN 302-2 (2017). Further information on the investigations of the bond line strength of European beech GLT specimens bonded with different adhesive systems and varying the production parameters can be found in Clerc et al. (2017) and Lehmann et al. (2018).

4 EXPERIMENTAL INVESTIGATIONS ON EUROPEAN BEECH GLT

The experiments on GLT specimens were carried out at Empa Duebendorf and ETH Zürich. The test programme consisted of full-scale testing of European beech GLT specimens subjected to bending, tension parallel to the grain, compression parallel to the grain and shear. In order to be able to quantify the influence of the size of the stressed volume on the mechanical properties (size effect, e.g. Weibull, 1939), the tested specimens differed not only with regard to strength class (GL40, GL48 and GL55) but also in terms of size, i.e., cross-section area and length. Thus, equations for the quantification of the size effect could be deduced from the experiments. Data analysis was conducted assuming lognormal distribution of strength and stiffness, i.e., MOE and shear modulus.

4.1 BENDING STRENGTH AND MOE

4.1.1 MATERIAL AND METHODS

Four-point bending tests according to EN 408 (2012) were performed on European beech GLT beams with heights of 200 mm (width $w = 120$ mm), 400 mm ($w = 160$ mm), 600 mm ($w = 160$ mm) and 800 mm ($w = 180$ mm). Thus, the span varied between ($18 \times 0.20 =$) 3.60 m and 14.40 m. Specimens of the strength classes GL40c (with outer 50% of the cross-sections consisting of T33 grade laminations and inner 50% of the cross-section consisting of T22 grade laminations), GL48c (T42/T22) and GL55c (T50/T33) were investigated (Fig. 2).

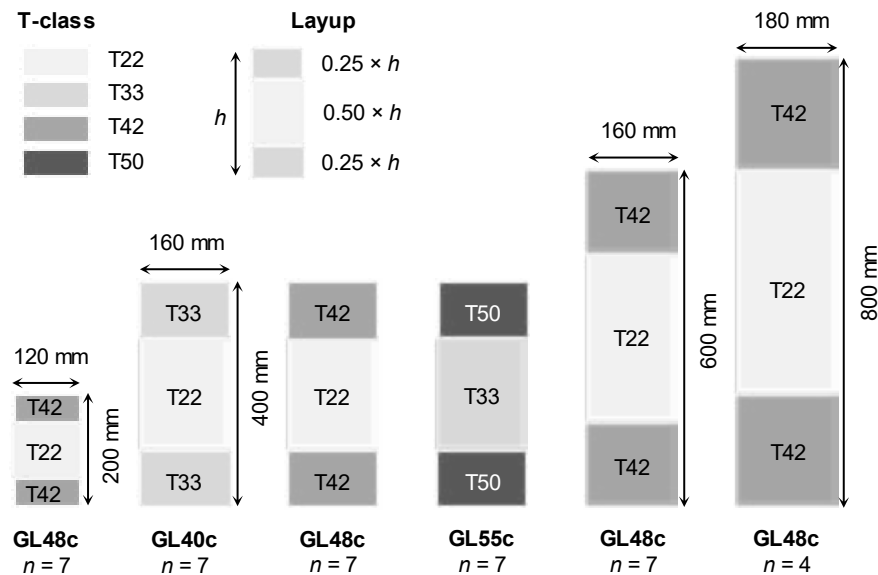


Fig. 2 Cross-section layouts, dimensions and number of the specimens investigated in four-point bending tests.

Seven specimens were tested per series. In each test, the local ($E_{m,loc}$) and global MOE ($E_{m,glob}$), and the bending strength (f_m) were determined according to EN 408 (2012). In the tests on beams with heights of 600 and 800 mm, additionally the shear modulus (G_g) was determined.

4.1.2 RESULTS AND DISCUSSION

The resulting bending strength (f_m) and local MOE ($E_{m,loc}$) determined in the four-point bending tests are summarised in Fig. 3. In the boxplots, the upper and the lower margin of the boxes are defined by the first and third quartiles. The horizontal line within the box represents the median and horizontal lines outside the box represent minima and maxima. Additionally, dots represent outliers that are located more than 1.5 times the interquartile distance above or below the box in Fig. 5.

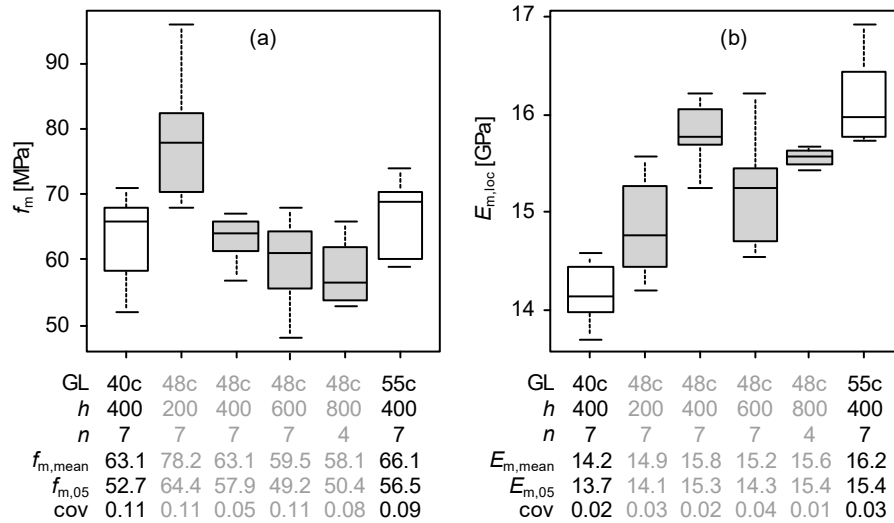


Fig. 3 Bending strength f_m (a) and local bending MOE $E_{m,loc}$ (b) of the tested GLT specimens of strength classes GL40c, GL48c and GL55c. Beam heights of 200, 400, 600 and 800 mm were investigated ($u = 8 \pm 2\%$).

Considering only the beams of strength class GL48c (boxes with grey fill), a significant decrease in strength with increasing beam height is observed (Fig. 3a). For beams with a height of 200 mm, bending strengths of up to 96 MPa were achieved. The pronounced size effect can be explained by the increasing amount of potential weak points, especially of finger joints, in the highly stressed outer zone of the beams.

When analysing the test results of the series with a beam height of 400 mm, the differences in bending strength are very small between the strength classes GL40c, GL48c and GL55c. This finding is attributed to the influence of the finger joints, which were identified as predominant cause of fracture and limiting the strength of the beams independent of the strength class. However, the test results exceeded the targeted characteristic values (5%-fractile values) of bending strength of 40 MPa, 48 MPa and 55 MPa in all strength classes.

The coefficient of variation (cov) is around 0.10 in all series, except in series GL48c / $h = 400$ mm (cov = 0.05). For softwood GLT, Brandner & Schickhofer (2008) report a cov of 0.10 - 0.20. Fink (2014) found cov of 0.14 and 0.13 for softwood GLT beams of strength classes GL24h and GL36h, respectively. In the JCSS Probabilistic Model Code (2006), a cov of 0.15 is listed for $f_{m,g}$ of softwood GLT. The smaller cov of beech GLT found in this project may be due to (i) differences in the strength grading procedures and (ii) the predominant role of the finger joint strength with respect to the bending strength of beech GLT.

Based on the experimental and additional numerical investigations (Ehrhart, 2019), the size effect in bending can be described with Equation 4 with an upper strength limit at a reference height of 400 mm. As hardly any finger joints were present in the outermost laminations of the beams with a height of 200 mm, the results of the respective test series were not accounted for when investigating the size effect.

$$f_{m,g,k} = \min \left\{ f_{m,g,k,ref} \cdot \left(\frac{400}{h} \right)^{0.14} ; f_{m,g,k,ref} \right\} \quad (4)$$

Significant differences between the strength classes can be observed regarding the bending MOE. The calculated mean values of the local bending MOE are $E_{m,loc,mean} = 14.2$ GPa (GL40c), 15.3 GPa (GL48c average over all heights) and 16.2 GPa (GL55c) and can be very well estimated based on the dynamic MOE determined during strength grading of the laminations. According to EN 384 (2019), the (local) bending MOE of softwood GLT may be calculated based on the global bending MOE by means of Equation 5. For tropical hardwoods and chestnut, Ravenshorst & van de Kuilen (2010) reported ratios between the local and global MOE of 1.16 and 1.14, respectively. Based on the results found in our project, Equation 6 was found to describe the relationship between the local and the global MOE best for European beech GLT (coefficient of determination, $r^2 = 0.88$).

$$E_{m,loc,EN384} = 1.30 \cdot E_{m,glob} - 2.60 \quad (5)$$

$$E_{m,loc,Beech} = 1.17 \cdot E_{m,glob} - 1.89 \quad (6)$$

In Fig. 4, the global and local MOE are plotted. For comparison purposes, the relation specified in EN 384 (2019) (Equation 5), the one proposed by Ravenshorst & van de Kuilen (2010) and the relation found in our experiments (Equation 6) are plotted.

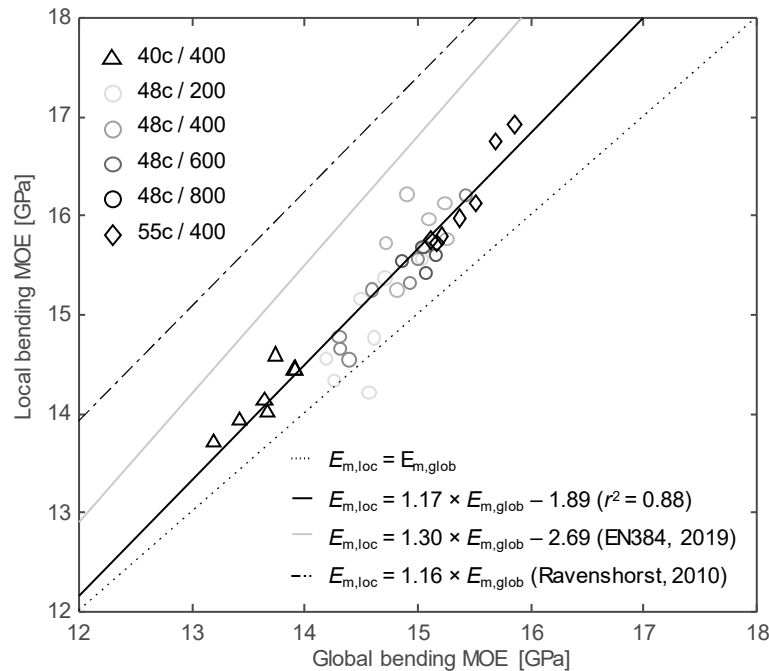


Fig. 4 Local vs. global bending MOE: Experimental data and relationship determined in the project and comparison with the relationship specified in EN 384 (2019) and the one published in Ravenshorst & van de Kuilen (2010).

4.2 TENSILE STRENGTH AND MOE PARALLEL TO THE GRAIN

4.2.1 MATERIAL AND METHODS

In order to evaluate the tensile strength parallel to the grain of European beech GLT, tests were conducted on lamination bundles. Each specimen consisted of three laminations. The cross-section dimensions were $160 \times 75 \text{ mm}^2$ and the free testing length was 3.54 m. All specimens, in each of the three laminations, contained at least one finger joint within the free testing length. For each of the target strength classes GL55h (consisting of T50 laminations), GL48h (T42) and GL40h (T33), seven specimens were tested. The tensile strength ($f_{t,0}$) and the tensile MOE ($E_{t,0}$) parallel to the grain were determined in the tests. Further information on this test series is available in (Ehrhart, 2019).

In addition, it was investigated whether tensile tests on lamination bundles are suitable for supplementing or even replacing the time-consuming and much more expensive four-point bending tests in future. In bending tests, failure predominantly occurs in the outermost, tensile-stressed laminations. By “cutting out” the highly stressed edge area of a beam and conducting a tensile test, material savings of about 95% per test would be possible.

4.2.2 RESULTS AND DISCUSSION

The resulting tensile strength ($f_{t,0}$) and tensile MOE ($E_{t,0}$) parallel to the grain determined in the tension tests on beech GLT lamination bundles are summarised in Tab. 3 grouped by strength class. The mean and 5%-fractile values of strength and MOE are listed. The characteristic values of the tensile strength of the specimens of strength classes T50, T42 and T33 exceed the target fractile values of the respective strength classes with 52.9 MPa ($> 50 \text{ MPa}$), 44.3 MPa ($> 42 \text{ MPa}$) and 36.6 MPa ($> 33 \text{ MPa}$). In EN 14080 (2013), the ratio of the characteristic tensile strength parallel to the grain and the characteristic bending strength is defined as $f_{t,0,g,k} / f_{m,g,k} = 0.8$ for GLT made of softwood and poplar. Compared to the nominal bending strengths of 55 MPa, 48 MPa and 40 MPa, ratios $f_{t,0,g,k} / f_{m,g,k}$ of 0.96 (GL55), 0.92 (GL48) and 0.92 (GL40) were found in this project, exceeding the ratio specified in EN 14080 (2013).

European beech (*Fagus sylvatica* L.) glued laminated timber: Lamination strength grading, production and mechanical properties

With a value of 15.5 GPa, the mean MOE in strength class GL48h (specimens of all beam heights considered) is only slightly higher than that of strength class GL40h (15.2 GPa). Compared to the results of the bending tests (GL48c, all beam heights: 15.3 GPa / GL40c: 14.2 GPa, Fig. 3b), the MOE determined for GL40h is above the average and the MOE determined for GL48h is representative. Amounting to 17.0 GPa, the mean MOE determined for strength class GL55h is significantly higher compared to the mean value found in the bending tests (GL55c: 16.2 GPa, Fig. 3b).

Tab. 3 Mean and 5%-fractile values of tensile strength ($f_{t,0}$, in MPa) and tensile MOE ($E_{t,0}$, in GPa) parallel to the grain determined in tensile tests on beech GLT specimens of strength classes GL55h, GL48h and GL40h with three laminations ($u = 8 \pm 2\%$).

	Symbol	GL55h = T50	GL48h = T42	GL40h = T33
Number of specimens	n	7	7	7
Tensile strength, mean value	$f_{t,0,mean}$	57.7	53.3	43.7
Tensile strength, 5%-fractile value	$f_{t,0,05}$	52.9	44.3	36.6
Coefficient of variation [-]	cov	0.05	0.09	0.10
Tensile MOE, mean value	$E_{t,0,mean}$	17.0	15.5	15.2
Tensile MOE, 5%-fractile value	$E_{t,0,05}$	16.3	14.7	13.9
Coefficient of variation [-]	cov	0.03	0.03	0.06

4.3 COMPRESSIVE STRENGTH AND MOE PARALLEL TO THE GRAIN

4.3.1 MATERIAL AND METHODS

Compression tests parallel to the grain according to EN 408 (2012) were performed on European beech GLT specimens with quadratic cross-sections of the dimensions $150 \times 150 \text{ mm}^2$, $200 \times 200 \text{ mm}^2$ and $280 \times 280 \text{ mm}^2$. The lengths of the specimens were six times the cross-section width and, thus, 900, 1200 and 1680 mm, respectively. The tested specimens belonged to the target strength classes GL55h (assembled with T50 laminations), GL48h (T42) and GL40h (T33). Each sample consisted of seven specimens.

4.3.2 RESULTS AND DISCUSSION

The mean values of compressive strengths ($f_{c,0,mean}$) are very similar in all series and lie between 58.2 MPa (GL48h/280 mm) and 65.8 MPa (GL55h/200 mm) (Fig. 5a). When comparing the strength classes GL40h ($f_{c,0,mean} = 60.4 \text{ MPa}$), GL48h (200 mm: $f_{c,0,mean} = 63.8 \text{ MPa}$), and GL55h ($f_{c,0,mean} = 65.8 \text{ MPa}$), a small (+3 to +6%) increase in compressive strength parallel to the grain for specimens of higher strength classes was determined. The analysis of the test results of the specimens of strength class GL48h with different cross-section size revealed no clear trend regarding size effect. These results correspond well with those reported by Westermayr et al. (2018). Although the majority of the beech laminations tested by Westermayr et al. were of very low quality, the authors report compressive strengths between 49.7 and 70.8 MPa ($f_{c,0,mean} = 57.0 \text{ MPa}$, $u \approx 12\%$) for the 60 specimens tested.

In addition to the high level of compressive strength parallel to the grain and the low variation of the test results, the failure behaviour is particularly noticeable. Local compression of fibres, often in zones with finger joint accumulations, local fibre deviations and knots, lead to a markedly ductile failure behaviour.

The mean value of the compressive MOE ($E_{c,0,mean}$) parallel to the grain determined on the specimens of strength class GL40h is 15.1 GPa, for specimens of grade GL48h 15.7 GPa (all geometries), and for those of grade GL55h 17.0 GPa (Fig. 5b). The marked differences in MOE between the different strength grades most likely results from the strength grading process, in the course of which the dynamic MOE – a very good indicator for the static MOE – is considered.

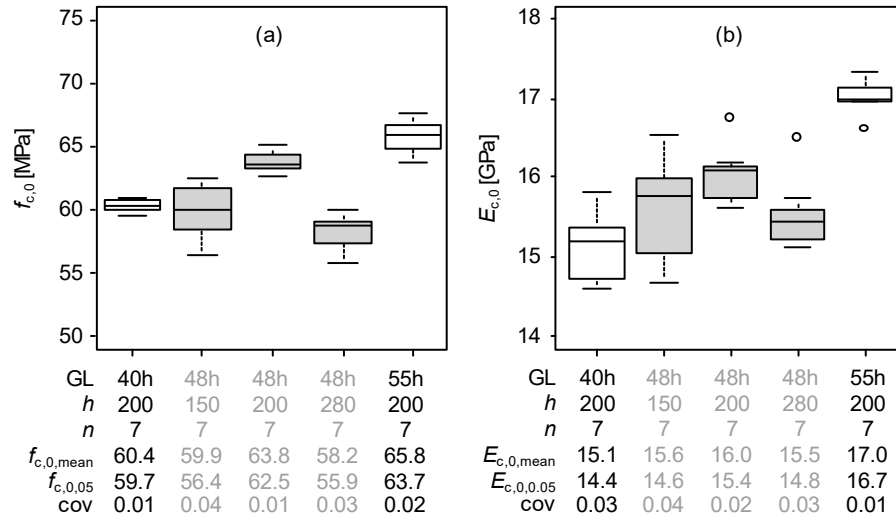


Fig. 5 Compressive strength $f_{c,0}$ (a) and compressive MOE $E_{c,0}$ (b) parallel to the grain of the tested GLT specimens of strength classes GL40h, GL48h and GL55h with cross-section dimensions of 150×150 , 200×200 and 280×280 mm² ($u = 8 \pm 2\%$).

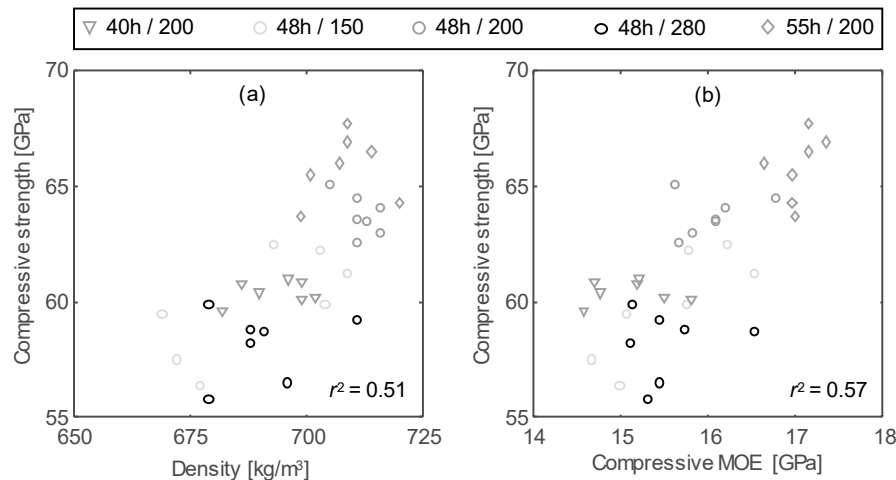


Fig. 6 Relationship between density and compressive strength parallel to the grain (a) and between compressive MOE and compressive strength parallel to the grain (b).

A coefficient of determination of $r^2 = 0.51$ was found for the correlation between density and compressive strength parallel to the grain (Fig. 6a). The correlation between the compressive MOE and the compressive strength parallel to the grain is even higher ($r^2 = 0.57$, Fig. 6b). If both the density (ρ) and the MOE ($E_{c,0}$) have been determined by any non-destructive measurement in advance, the compressive strength parallel to the grain of European beech GLT can be estimated using Equation 7 with a coefficient of determination $r^2 = 0.65$.

$$f_{c,0} = -30.2 + 8.61 \cdot \rho \cdot 10^{-2} + 2.00 \cdot E_{c,0} \cdot 10^{-3} \quad (7)$$

4.5 SHEAR STRENGTH AND MODULUS

4.5.1 MATERIAL AND METHODS

For the determination of shear strength of full-size GLT beams, to date, no harmonized test procedure and set up is available in European standards. Furthermore, according to the current version of the European standard for the design of timber structures Eurocode 5 (2010), size effects in shear are not considered, disregarding numerous

studies that confirmed the influence of the size of the stressed wood volume on the shear strength (e.g. Keenan, 1974, Longworth, 1977, Foschi & Barrett, 1980, Colling, 1986, Rammer, et al., 1996, Gehri, 2010 and Brandner et al., 2012).

In order to (i) investigate the shear strength of European beech GLT, (ii) to assess the influence of the size of the stressed wood volume on the shear strength and (iii) to evaluate the influence of the test configuration on the shear strength, three different test configurations were adopted in this project (Fig. 7). Furthermore, specimens of different sizes in terms of cross-section dimensions and lengths were tested. Specimens belonging to the strength classes GL48c and GL55c were investigated. However, aiming at reducing the probability of premature bending failures, the outermost laminations were always of strength grade T50.

Some 29 of the 42 shear tests were conducted using a short-span three-point bending test configuration with a span of 2.5 times the beam height (type 3P, Fig. 7a). This test configuration is similar to the one used by Büeler (2011) and Steiger & Gehri (2011). Glued-in steel rods were used to transfer the forces at the load application points and at the supports. As described by Steiger & Gehri (2011), accompanying compressive stresses perpendicular to the grain occur in this test configuration, contributing to an apparently higher shear strength. Beam heights of 200, 400 and 600 mm were investigated. In 24 of the above mentioned sample of 29 tests, specimens with an I-shaped cross-section were investigated in order to increase the probability of shear failures and decrease the number of bending failures (web width = $0.75 \times$ girder width, girder height = $0.20 \times$ beam height). Five specimens were tested with rectangular cross-sections ($400 \times 160 \text{ mm}^2$).

For comparative purposes, six specimens were tested with an EN 408-alike compression-shear test configuration (type EN408, Fig. 7b). The cross-section dimensions of these specimens were $200 \times 120 \text{ mm}^2$ and the length was 520 mm. Another seven specimens were tested with a newly developed asymmetric four-point bending test configuration (type 4P, Fig. 7c), which is based on a shear test configuration presented by Basler et al. (1960). Further information on all shear test setups and the measurements is available in Ehrhart et al. (2018b) and Ehrhart (2019).




Fig. 7 Short span three-point bending test (type 3P) (a), EN 408-alike compression shear test (type EN408) (b) and asymmetric four-point bending test (type 4P) (c) in the style as presented by Basler et al. (1960).

4.5.2 RESULTS AND DISCUSSION

Not in all tests, shear failures could be achieved. Consequently, censoring of data was considered in the data analysis, following the recommendations by Steiger & Köhler (2005). In 29 of 31 tests on specimens with I-shaped cross-sections, a shear failure could be achieved (percentage of shear failures: $\eta_{\text{shear}} = 94\%$). Compared to tests by Lam et al. (1995) on softwood GLT ($\eta_{\text{shear}} \approx 40\%$) and own tests with rectangular cross-sections ($\eta_{\text{shear}} \approx 20\%$), the proportion of shear failures when using I-shaped cross-sections is much higher and thus this type of cross-section is advisable when investigating specimens with particularly high shear strength, as already recommended by, e.g., Larsen (1987) and Schickhofer (2001). In the EN 408-alike shear tests, mostly compression failures were observed. The resulting shear strengths (f_v) for the different test configurations, cross-section shapes, beam heights and strength classes are shown in Fig. 8.

Depending on the test configuration and the beam size, the shear strengths were found to be in a range of between 8 to 17 MPa. While van de Kuilen et al. (2017) reported shear strengths on a similar level ($f_{v,\text{mean}} = 13.4$ MPa, $\text{cov} = 0.12$), Aicher & Ohnesorg (2011) found much lower shear strengths ($f_{v,\text{mean}} = 6.1$ MPa, $\text{cov} = 0.19$). However, in about 50% of the tests carried out by Aicher & Ohnesorg, a bondline failure occurred, indicating that the shear strength of the used adhesive system was the limiting factor regarding the shear strength of the GLT specimen.

In agreement with the test results published by Schickhofer (2001), no significant difference in shear strength was found for the different strength classes investigated. However, digital image correlation measurements showed that failure had often been initiated in zones with local stress concentrations near knots and bark inclusions.

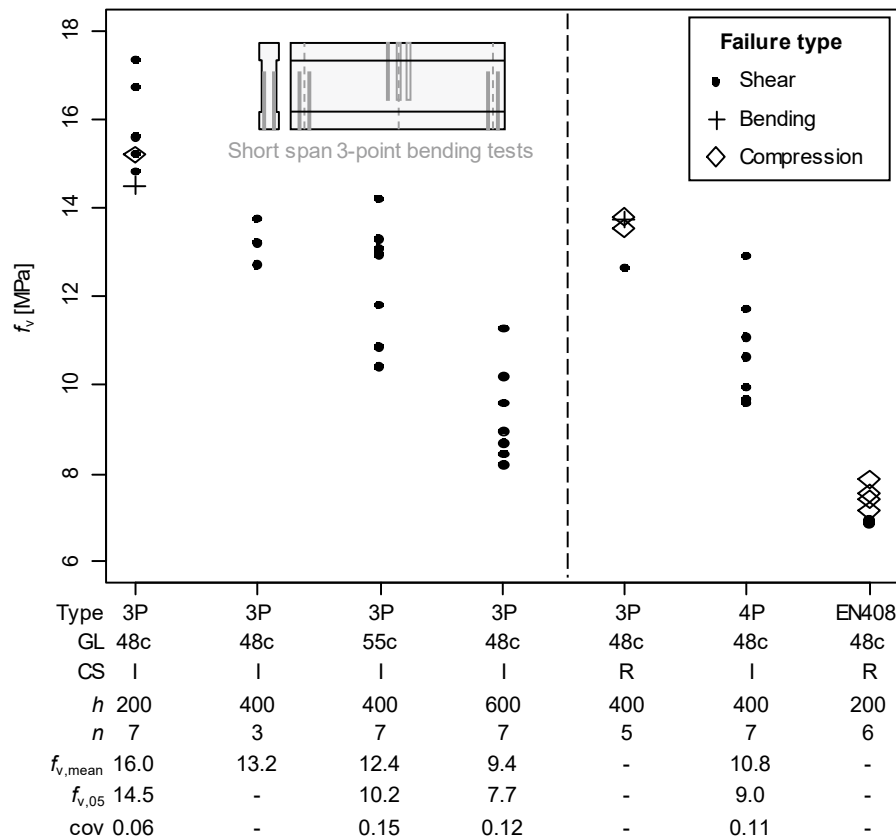


Fig. 8 Shear strength grouped by test configuration type (type), strength class (GL), cross-section type (CS) and beam height (*h*). Censoring of the data was taken into account when analysing the test results. The markers indicate the type of failure ($u = 8 \pm 2\%$).

A pronounced size effect was observed, i.e., for increasing beam heights, the mean and characteristic values of shear strength decrease significantly. This finding is consistent with previous studies, in which an influence of the beam height (Brandner et al., 2012), the shear area (Keenan, 1974, Gehri, 2010, Rammer, et al., 1996, Soltis & Rammer, 1994) or the beam volume (Longworth, 1977, Colling, 1986, Foschi & Barrett, 1980) on the shear strength

had been reported. Ehrhart (2019) presented a volume-based approach for the consideration of the size effect. Assuming a conservative ratio between bending and shear strength and identifying critical loading conditions, the volume based approach can be simplified to Equation 8 based on the beam height.

$$f_{v,g,k} = \min \left\{ 6.0 \cdot \left(\frac{400}{h} \right)^{0.4} ; 6.0 \right\} \quad (8)$$

In 71 shear field measurements, a mean value of shear modulus $G_{g,mean} = 1.17$ GPa and a 5%-fractile value of $G_{g,05} = 0.97$ GPa were determined (cov = 0.11). These values are 25% higher compared to the values reported by Büeler (2011). However, Büeler used beech laminations of very low quality with a moisture content of $u \approx 12\%$. In the technical approval Z-9.1-679 (2009) for European beech GLT, a mean value of shear modulus of 1.00 GPa and a 5%-fractile value of 0.80 GPa is indicated.

5 MECHANICAL PROPERTIES OF EUROPEAN BEECH GLT

Based on the experimental investigations presented in this paper and additional numerical simulations targeting the bending and tensile strength parallel to the grain (Ehrhart, 2019), the mechanical properties and densities summarised in Tab. 4 have been determined for European beech (*Fagus sylvatica* L.) GLT of the strength classes GL40, GL48 and GL55 with combined and homogeneous layups (Fig. 2). The presented values are valid for a wood moisture content of $u = 8 \pm 2\%$ and refer to a reference height of 400 mm. Size effects on the bending, tension and shear strength shall be considered using Equation 4 ($f_{m,g,k}$ and $f_{t,0,g,k}$) and Equation 8 ($f_{v,g,k}$).

Whilst the MOE in tension and compression parallel to the grain were almost identical for all strength classes GL40h (mean values of 15.2 vs. 15.1 GPa), GL48h (15.5 vs. 15.7 GPa) and GL55h (17.0 vs 17.0 GPa), slightly lower values were found for the local bending MOE (14.2, 15.3 and 16.2 GPa). However, as the range of bending MOE within strength class GL48c was between 14.2 and 16.2 GPa, these differences can rather be attributed to the natural variation of the material properties than to the type of loading. Whereas this finding is of interest in research, the differences are small and hence, the design of beech GLT structural members in practice may be based on only one MOE value which is valid independent of the loading situation. The MOE values listed in Tab. 4 additionally take into account the results of numeric simulations (Ehrhart, 2019).

Tab. 4 Mechanical properties (strength in MPa; MOE and shear moduli in GPa) and density (in kg/m³) of European beech (*Fagus sylvatica* L.) GLT of strength classes GL40, GL48 and GL55 with homogeneous and combined layups according to Fig. 2. The specified values refer to a beam height of 400 mm and a moisture content of $u = 8 \pm 2\%$.

Property	Symbol	GL strength class					
		40c	40h	48c	48h	55c	55h
Bending strength	$f_{m,g,k}$	40.0	40.0	48.0	48.0	55.0	55.0
Tension strength	$f_{t,0,g,k}$	26.0	32.0	30.0	38.4	36.5	44.0
Compression strength	$f_{c,0,g,k}$	40.0	45.0	45.0	50.0	50.0	55.0
Shear strength	$f_{v,g,k}$	6.0					
Modulus of elasticity	$E_{0,g,mean}$	14.0	14.2	15.2	15.4	16.4	16.6
	$E_{0,g,05}$	13.0	13.2	14.2	14.4	15.4	15.6
Shear modulus	$G_{g,mean}$	1.10					
	$G_{g,05}$	0.90					
Density	$\rho_{g,k}$	660					
	$\rho_{g,mean}$	690					

6 CONCLUSIONS AND OUTLOOK

In the presented study, based on extensive experimental and numerical investigations, it was shown that it is possible to produce GLT of strength classes GL40, GL48 and GL55 with homogeneous and combined layups from European beech wood. Rules for a combined visual/machine strength grading approach were developed and presented. The knot size, described by the total knot area ratio, fibre deviations and the dynamic modulus of elasticity were determined to have largest influence on the tensile strength and stiffness parallel to the grain of single

laminations. For further improving the quality of the strength estimation and in order to get a more efficient strength grading process, a non-contact method for the determination of the fibre orientation was developed within this project.

The finger-joint strength and the bondline strength and durability were tested and evaluated according to current European standards. Although these standards were developed for softwood GLT, all requirements were fulfilled using optimised adhesive systems and process parameters. Extensive experimental investigations on European beech GLT have shown that the mechanical properties are considerably higher compared to softwood GLT. Using European beech wood for structural applications allows to extend the range of GLT from currently GL32 (according to EN 14080, 2013) up to GL55 and, thus, to increase the bending, tensile, compressive and shear strength by more than 70%.

Similar to prescriptions in Eurocode 5 (2010), Equation 6 was developed to consider size effects on the bending strength of European beech GLT. However, compared to Eurocode 5 (2010), a slightly higher exponent of 0.14 (instead of 0.10) was found. Furthermore, it is suggested not to increase the bending strength for beams smaller than the reference height, but to decrease the strength of beams larger than the reference height. Additionally, Equation 8 was presented for consideration of the size effect in shear, taking into account results of this project and previous studies confirming the influence of the size of the stressed wood volume on the shear strength.

However, in addition to short-term strength and stiffness, the long-term behaviour and the influence of moisture changes must be taken into account in the design of timber structures. Eurocode 5 (2010) prescribes tabulated values for the modification coefficient k_{mod} and the deformation coefficient k_{def} in order to take into account the duration of load and the service class. Values are prescribed for solid timber according to EN 14081 (2016), softwood GLT according to EN 14080 (2013) and other engineered wood products. No information is available for hardwood GLT and experimental investigations are necessary to provide such values. Furthermore, the buckling curves prescribed in Eurocode 5 (2010) to be used for the equivalent length method were calibrated for softwood GLT. Adaptation for GLT made of European beech and other hardwood species is necessary. In Ehrhart et al. (2019), adapted curves are presented, taking into account the differences in the compression strength-to-stiffness ratios between softwood and beech wood.

ACKNOWLEDGMENTS

The authors gratefully acknowledge the funding received from the *Swiss Federal Office for the Environment FOEN* within the framework of the *Aktionsplan Holz*. Gratitude for the excellent cooperation is expressed to the Swiss sawmillers *Corbat SA*, *Konrad Keller AG*, *Richard Lötscher AG* and *Koller AG*, to the suppliers of the strength grading devices *MiCROTEC* and *Brookhuis* and to the adhesive experts of *Henkel Engineered Wood Adhesives*. Finally, the assistance of the technicians at Empa and ETH Zürich in preparing and carrying out the experiments as well as the input and support by *Holzindustrie Schweiz*, the hardwood GLT specialists of *neue Holzbau AG*, who took care of producing the GLT specimens, and the experts Prof. em. E. Gehri and M. Zimmermann are thankfully acknowledged.

REFERENCES

- Aicher S, Zachary C, Hirsch M (2016) Rolling shear modulus and strength of beech wood laminations. *Holzforschung*, 70(8), pp. 773–781. doi: 10.1515/hf-2015-0229.
- Aicher S, Höfflin L, Behrens W (2001) A study on tension strength of finger joints in beech wood laminations. *Otto-Graf-Journal*, 12, pp. 169–186.
- Aicher S, Ohnesorg D (2011) Shear strength of glued laminated timber made from European beech timber. *European Journal of Wood and Wood Products*, 69, pp. 143–154. doi: DOI 10.1007/s00107-009-0399-9.
- BAFU, BFE, SECO (Publisher) (2017) *Ressourcenpolitik Holz - Strategie, Ziele und Aktionsplan Holz* (in German). Bern, Switzerland.
- BAFU (Publisher) (2018) *Jahrbuch Wald und Holz 2018 - Umwelt-Zustand Nr. 1830* (in German). Bern, Switzerland.
- Blaß HJ, Denzler J, Frese M, Glos P, Linsenmann P (2005) *Biegefestigkeit von Brettschichtholz aus Buche*, in *Karlsruher Berichte zum Ingenieurholzbau - Band 1* (in German). Karlsruhe, Germany: Universitätsverlag Karlsruhe.
- Brandner R, Gattertnig W, Schickhofer G (2012) *Determination of shear strength of structural and glued laminated timber*. CIB - Meeting Forty-Five. Växjö, Sweden. pp. 237–254. Paper 45-12-2.
- Brandner R, Schickhofer G (2008) *Glued laminated timber in bending: New aspects concerning modelling*. *Wood Science and*

European beech (*Fagus sylvatica* L.) glued laminated timber: Lamination strength grading, production and mechanical properties

Technology, 42, pp. 401–425. doi: 10.1007/s00226-008-0189-2.

- Basler K, Yen BT, Mueller JA, Thürlimann B (1960) *Web buckling tests on welded plate girders*. Welding Research Council Bulletin Series.
- BS 4978 (1996) - *Specification for Visual strength grading of softwood*. BSI British Standard Institute.
- Büeler M (2011) *Schubverhalten von Brettschichtholzträgern aus Buche und Esche* (in German). Master's Thesis, ETH Zürich.
- Clerc G, Lehmann M, Volkmer T (2017) *Brettschichtholz aus Laubholz - Technische Grundlagen zur Marktimplementierung als Bauprodukt in der Schweiz - Abschlussbericht Modul 3* (in German). Biel, Switzerland.
- Colling F (1986) *Influence of volume and stress distribution on the shear strength and tensile strength perpendicular to grain*. CIB - Meeting Nineteen, Volume 2. Florence, Italy. pp. 254–276. Paper 19-12-3.
- DIN 4074-5 (2008) *Strength grading of wood - Part 5 - Sawn hard wood*. DIN German Institute for Standardization.
- Ehrhart T, Brandner R, Schickhofer G, Frangi A (2015) *Rolling shear properties of some European timber species with focus on Cross Laminated Timber (CLT): Test configuration and parameter Study*. International Network on Timber Engineering Research - Meeting Forty-Eight. Sibenik, Croatia. Paper 48-6-1.
- Ehrhart T, Fink G, Steiger R, Frangi A (2016) *Experimental investigation of tensile strength and stiffness indicators regarding European beech timber*. World Conference on Timber Engineering. Vienna, Austria.
- Ehrhart T, Steiger R, Palma P, Frangi A (2018a) *Estimation of tensile strength of European beech timber boards based on the analysis of density, dynamic MOE and local fibre direction*. World Conference on Timber Engineering. Seoul, Republic of Korea.
- Ehrhart T, Steiger R, Palma P, Frangi A (2018b) *Mechanical properties of European beech (*Fagus sylvatica* L.) glued laminated timber*. International Network on Timber Engineering Research - Meeting Fifty-One. Tallinn, Estonia. pp. 343–360. Paper 51-12-4.
- Ehrhart T, Steiger R, Palma P, Gehri E, Frangi A (2019) *Compression strength and buckling resistance of glued laminated timber columns made of European beech*. International Network on Timber Engineering Research - Meeting Fifty-Two. Tacoma, USA. Paper 52-12-1.
- Ehrhart T (2019) *European beech glued laminated timber*. Doctoral Thesis, ETH Zurich.
- Ehrhart T, Steiger R, Frangi A. (2017) *Impact and detection of grain direction in European beech wood*. International Network on Timber Engineering Research - Meeting Fifty. Kyoto, Japan. pp. 479–482. Technical Note.
- Ehrhart T, Steiger R, Frangi A (2018) *A non-contact method for the determination of fibre direction of European beech wood (*Fagus sylvatica* L.)*. *European Journal of Wood and Wood Products*, 76(3), pp. 925–935. doi: 10.1007/s00107-017-1279-3.
- EN 302-1 (2013) *Adhesives for load-bearing timber structures - Test methods - Part 1 - Determination of longitudinal tensile shear strength*. CEN European Committee for Standardization.
- EN 302-2 (2017) - *Adhesives for load-bearing timber structures - Test methods - Part 2 - Determination of resistance to delamination*. CEN European Committee for Standardization.
- EN 384 (2019) - *Structural Timber - Determination of characteristic values of mechanical properties and density*. CEN European Committee for Standardization.
- EN 408 (2012) *Timber structures - Structural timber and glued laminated timber - Determination of some physical and mechanical properties*. CEN European Committee for Standardization.
- EN 14080 (2013) *Timber structures - Glued laminated timber and glued solid timber - Requirements*. CEN European Committee for Standardization.
- EN 14081-1 (2016) *Timber structures - Strength graded structural timber with rectangular cross section - Part 1 General requirements*. CEN European Committee for Standardization.
- EN 15425 (2017) - *One component polyurethane (PUR) for load-bearing timber structures - Classification and performance requirements*. CEN European Committee for Standardization.
- Eurocode 5 (2010) *Design of timber structures - Part 1-1: General - Common rules and rules for buildings*. CEN European Committee for Standardization.
- Fink G (2014) *Influence of varying material properties on the load-bearing capacity of glued laminated timber*. Doctoral Thesis, ETH Zurich.
- Foschi RO, Barrett JD (1980) *Consideration of size effects and longitudinal shear strength for uncracked beams*. CIB - Meeting Thirteen. Otaniemi, Finland. Paper 13-6-2.
- Frühwald A, Ressel JB, Bernasconi A (2003) *Hochwertiges Brettschichtholz aus Buchenholz* (in German). Hamburg, Germany.
- Frühwald K, Schickhofer G (2004) *Strength grading of hardwoods*. World Conference on Timber Engineering - Vol. IIIb. Lahti, Finland, pp. 675–679.
- Gehri E (2010) *Shear problems in timber engineering - analysis and solutions*. World Conference on Timber Engineering. Riva

del Garda, Italy.

- Glos P, Lederer B. (2000) *Sortierung von Buchen- und Eichenschnittholz nach der Tragfähigkeit und Bestimmung der zugehörigen Festigkeits- und Steifigkeitskennwerte (in German)*. Munich, Germany.
- Hoffmeyer P (1995) *Wood as a building material, Lecture A4. In: Timber Engineering Step 1: Basis of design, material properties, structural components and joints*. Centrum Hout, Almere, The Netherlands, pp A4/1 – A4/21
- Hübner U (2013) *Mechanische Kenngrößen von Buchen-, Eschen- und Robinienholz für lastabtragende Bauteile (in German)*. Doctoral Thesis, Graz University of Technology.
- JCSS Probabilistic Model Code Part 3: Resistance Models (2006). doi: ISBN 978-3-909386-79-6.
- Keenan FJ (1974) Shear strength of wood beams. *Forest Products Journal*, 24(9), pp. 63–70.
- Van de Kuilen JWG, Gard W, Ravenshorst G, Antonelli V, Kovryga A (2017) Shear strength values for soft- and hardwoods. *International Network on Timber Engineering Research - Meeting Fifty*. Kyoto, Japan. pp. 49–65. Paper 50-6-1.
- Lam F, Yee H, Barrett JD (1995) Shear strength of Canadian softwood structural lumber. *CIB - Meeting Twenty-Eight*. Copenhagen, Denmark. pp. 118–134. Paper 28-6-1.
- Larsen HJ (1987) Determination of shear strength and strength perpendicular to grain. *CIB - Meeting Twenty*. Dublin, Ireland. pp. 155–160. Paper 20-6-3
- Lehmann M, Clerc G, Lehringer C, Strahm T, Volkmer T (2018) Investigation of the bond quality and the finger joint strength of beech glulam. *World Conference on Timber Engineering*. Seoul, Republic of Korea.
- Lindner M, Maroschek M, Netherer S, Kremer A, Barbati A, Carcia-Gonzalo J, Seidl R, Delzon S, Corono P, Kolström M, Lexer MJ, Marchetti M (2010) Climate change impacts, adaptive capacity, and vulnerability of European forest ecosystems. *Forest Ecology and Management*, 259(4), pp. 698–709. doi: 10.1016/j.foreco.2009.09.023.
- Linsenmann P (2016) *European hardwoods for the building sector (EU Hardwoods) – Final report*. Available at: <http://eu-hardwoods.eu>.
- Longworth J (1977) Longitudinal shear strength of timber beams. *Forest Products Journal*, 27(8), pp. 19–23.
- Plos M, Fortuna B, Straze A, Turk G (2018) *Visual Grading of Beech Wood - a Decision Tree Approach*. *World Conference on Timber Engineering*. Seoul, Republic of Korea.
- Rammer D, Soltis L, Lebow P (1996) *Experimental shear strength of unchecked solid-sawn Douglas-fir*. *Forest Service - Research Paper FPL-RP-553*.
- Ravenshorst G, van de Kuilen JWG (2010) Relationships between local, global and dynamic modulus of elasticity for soft- and hardwoods. *CIB - Meeting Forty-Two*. Duebendorf, Switzerland. Paper 42-10-1.
- Schickhofer G (2001) Determination of shear strength values for GLT using visual and machine graded spruce laminations. *CIB - Meeting Thirty-Four*. Venice, Italy. pp. 383–409. Paper 34-12-6.
- Schlottzauer P, Wilhelms F, Lux C, Bollmus S (2018) Comparison of three systems for automatic grain angle determination on European hardwood for construction use. *European Journal of Wood and Wood Products*, 76(3), pp. 911–923. doi: 10.1007/s00107-018-1286-z.
- Soltis L, Rammer D (1994) Shear strength of unchecked glued-laminated timber beams. *Forest Products Journal*, 44(1), pp. 51–77.
- Steiger R, Gehri E (2011) Interaction of Shear Stresses and Stresses Perpendicular to the Grain. *CIB - Meeting Forty-Four*. Alghero, Italy, pp. 135–149. Paper 44-6-2.
- Steiger R, Köhler J (2005) *Analysis of censored data - examples in timber engineering research*. *CIB - Meeting Thirty-Eight*. Karlsruhe, Germany. Paper 38-17-1.
- Weibull W (1939) *A statistical theory of the strength of materials*. Royal Technical University, Stockholm, Sweden.
- Westermayr M, Stapel P, Van de Kuilen JWG (2018) Tensile and Compression Strength of Small Cross Section Beech Glulam Members. *International Network on Timber Engineering Research - Meeting Fifty-One*. Tallinn, Estonia. pp. 307–322. Paper 51-12-2.
- Z-9.1-679 (2009) *Allgemeine bauaufsichtliche Zulassung für BS-Holz aus Buche und BS-Holz Buche-Hybridträger*. Studiengemeinschaft Holzleimbau eV. DIBt Deutsches Institut für Bautechnik.