

## Immediate Neighbourhood Temperature Adaptive Routing for Dynamically Throttled 3-D Networks-on-Chip

Kumar, Sumeet S.; Zjajo, Amir; van Leuken, Rene

**DOI**

[10.1109/TCSII.2015.2503613](https://doi.org/10.1109/TCSII.2015.2503613)

**Publication date**

2017

**Document Version**

Accepted author manuscript

**Published in**

IEEE Transactions on Circuits and Systems Part 2: Express Briefs

**Citation (APA)**

Kumar, S. S., Zjajo, A., & van Leuken, R. (2017). Immediate Neighbourhood Temperature Adaptive Routing for Dynamically Throttled 3-D Networks-on-Chip. *IEEE Transactions on Circuits and Systems Part 2: Express Briefs*, 64(7), 782-786. <https://doi.org/10.1109/TCSII.2015.2503613>

**Important note**

To cite this publication, please use the final published version (if applicable).  
Please check the document version above.

**Copyright**

Other than for strictly personal use, it is not permitted to download, forward or distribute the text or part of it, without the consent of the author(s) and/or copyright holder(s), unless the work is under an open content license such as Creative Commons.

**Takedown policy**

Please contact us and provide details if you believe this document breaches copyrights.  
We will remove access to the work immediately and investigate your claim.

# Immediate Neighbourhood Temperature Adaptive Routing for Dynamically-Throttled 3D Networks-on-Chip

Sumeet S. Kumar, *Student Member, IEEE*, Amir Zjajo, *Member, IEEE*, and Rene van Leuken, *Member, IEEE*

**Abstract**—In this paper, we present the *Immediate Neighbourhood Temperature (INT)* routing algorithm which balances thermal profiles across dynamically-throttled 3D NoCs by adaptively routing interconnect traffic based on runtime temperature monitoring. INT avoids the overheads of system-wide temperature monitoring by relying on the heat transfer characteristics of 3D integrated circuits which enable temperature information from routers in the immediate neighbourhood to guide adaptive routing decisions. Experimental results indicate that INT yields balanced thermal profiles with upto 25% lower gradients than competing schemes, and shortens communication latencies by decreasing average network congestion by upto 50%, with negligible overheads.

**Index Terms**—3D Networks-on-chip, adaptive routing, thermal management, power management.

## I. INTRODUCTION

IN large scale *multiprocessor systems-on-chip (MPSoC)*, the utilization of *processing elements (PE)* varies based on the nature of the workload under execution. Heavily utilized PEs dissipate a larger amount of power which, in thermally constrained systems, results in the formation of thermal hotspots. In 3D stacked multiprocessors, due to the thermal coupling between stacked dies [1], high activity in one tier can result in the formation of thermal hotspots in the surrounding tiers. Sustained thermal gradients and high operating temperatures are detrimental to reliability, and result in the accelerated degradation of devices [2]. *Dynamic Thermal Managers (DTM)* control operating temperatures by reducing the switching activity, and thus power dissipation of components [3]. However, their invocation also results in decreased system performance [4].

The *network-on-chip (NoC)* interconnect in modern MP-SoCs consumes a significant amount of power, and thus can aggravate thermal imbalances in the system. For instance, interconnect traffic routed close to highly active PEs increases power density in the region, resulting in elevated operating temperatures, i.e. a thermal hotspot. If traffic were instead steered away from such critical regions by a temperature-aware routing strategy, the amount of interconnect power dissipated near high-activity nodes would reduce. This would yield more balanced operating temperatures, prevent invocation of the DTM, and accordingly minimize performance losses.

S.S. Kumar, A. Zjajo and R. van Leuken are with the Circuits and Systems Group, Faculty of EEMCS, Delft University of Technology, The Netherlands. Email: {s.s.kumar, a.zjajo, t.g.r.m.vanleuken}@tudelft.nl. This research was supported in part by the CATRENE programme under the Computing Fabric for High Performance Applications (COBRA) project CA104.

In this paper, we present the *Immediate Neighbourhood Temperature (INT)* adaptive routing algorithm which balances operating temperatures across 3D NoCs by incrementally routing packets along low temperature minimal paths. INT eliminates the need for system-wide temperature awareness, and instead utilizes only local temperature information from adjacent routers to drive output port selection for in-flight packets. INT outperforms state-of-the-art proposals [5][6], yielding shorter communication latencies, lower congestion, and balanced temperature profiles. Our work demonstrates the effectiveness of localized temperature information in driving adaptive routing in 3D NoCs.

## II. BACKGROUND

The efficiency with which heat can be evacuated from a 3D IC is effectively a function of the system's physical characteristics and the thermal efficiency of its package. For a tiled-multiprocessor, this is shown with an equivalent of Nagata's equation [7]:

$$\frac{\alpha_t(N_t N_g) E_t}{t_{pd}} \leq g \cdot \Delta T_{max} \quad \text{where } g = \kappa_{eff} \frac{A}{l_{x,y,z}} \quad (1)$$

where  $N_t$  represents the number of PE tiles, each with  $N_g$  gates, energy dissipation  $E_t$ , average activity rate  $\alpha_t$  and a clock period  $t_{pd}$ .  $\Delta T_{max}$  represents the maximum temperature difference between the components on-chip and the ambience through heat transfer surfaces of area  $A$ , situated at a distance  $l_{x,y,z}$  from the power dissipation site.  $\kappa_{eff}$  represents the effective thermal conductivity of the die stack and its *through silicon vias (TSV)*, while  $g$  is the effective thermal conductance between power dissipating elements and the heatsink surface. Within MPSoC tiles,  $\alpha_t$  can be broken down into its two constituent parts: activity due to functional operations (such as processing and memory loads/stores), and activity due to communication over the interconnect. The average switching activity per tile ( $\alpha_t$ ) is thus given as:

$$\alpha_t = \alpha_p \frac{E_p}{E_t} + \alpha_r \frac{E_r}{E_t} \quad (2)$$

where  $E_p$  and  $E_r$  represent the average energy dissipation of the functional components within the tile, and the interconnect router respectively, with corresponding activity rates  $\alpha_p$  and  $\alpha_r$ . Adaptive routing strategies that aim to balance on-chip temperatures focus on controlling the ratio of  $\alpha_r$  and other variables in (1) in a number of ways. Following Skadron's early work on temperature aware microarchitectures [3], a

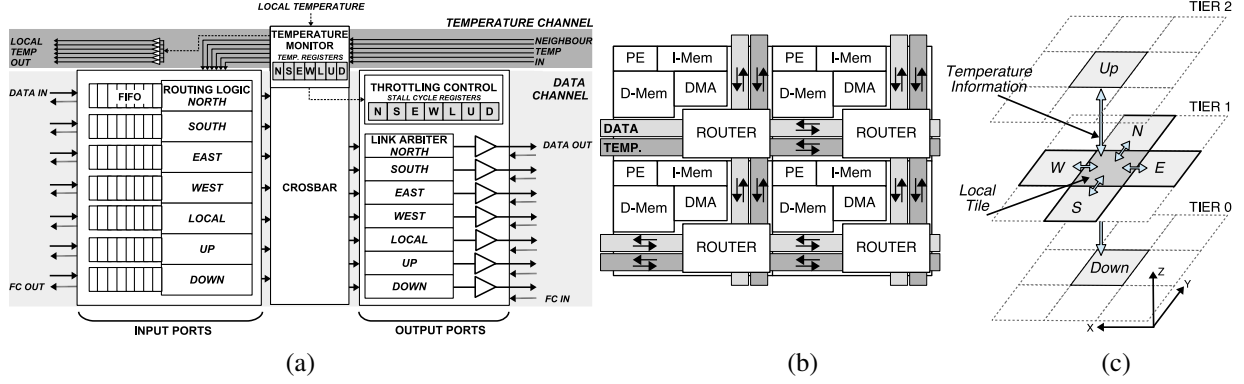


Fig. 1. Illustration of (a) INT router architecture (b) MPSoC array with INT-based network-on-chip with separate temperature and data channels (c) Exchange of temperature information between immediate neighbour routers in a 3D stack.

number of proposals have addressed the issue of temperature management in SoCs. ThermalHerd [4] for instance controls  $\alpha_r$  in planar NoCs by routing interconnect traffic along paths with the least thermal correlation with a hotspot node. However, this approach relies on comprehensive design time analysis in terms of what the authors refer to as *heat spreading angle*. Given the complex nature of heat flow within die stacks, extending this notion of heat spreading angle to 3D NoCs is non-trivial in nature. Furthermore, ThermalHerd's necessitates the storage of correlation factors for use at runtime. This is a significant overhead that is dependent on system size, physical dimensions, and magnitude of thermal coupling between nodes.

*Traffic and Thermal Adaptive Routing (TTAR)* [5] implements thermal-aware dynamic throttling which reduces the activity of routers ( $\alpha_r$ ) based on the available temperature margin ( $\Delta T_{max} - \Delta T$ ). However, as temperature increases, routers are increasingly throttled reducing not only power dissipation but also throughput. In highly active regions of the interconnect, the decreased throughput results in congestion. TTAR does not explicitly monitor temperatures, but instead uses network congestion as an indicator of high temperature. This is a significant drawback of the scheme since congestion can also be a consequence of actual interconnect traffic. Thus, a path of low congestion does not necessarily imply a path of low temperature. Furthermore, congestion information is aggregated and propagated over a dedicated *Regional Congestion Awareness (RCA)* monitoring network [8], which poses an overhead in terms of both complexity, and power. Proposals like *Downward Routing* [6] shift  $\alpha_r$  towards tiers closer to the heatsink in order to decrease peak temperatures. However, the scheme aggravates congestion in higher tiers and thus increases communication latencies. Finally, other schemes [9] which rely on less complex runtime monitoring mechanisms often have a limited effect as they revert to conventional deterministic routing once thermal hotspots have formed in the system.

### III. IMMEDIATE NEIGHBOURHOOD TEMPERATURE (INT) ADAPTIVE ROUTING

Temperature, unlike congestion information, does not need to be propagated across the network in order to support thermal-aware routing. The physical nature of heat transfer

results in thermal hotspots influencing the temperature of tiles in their immediate vicinity. This observation is even more significant in 3D integrated circuits where the magnitude of thermal conduction between the thin stacked dies results in hotspots spread across multiple tiers [1]. Consequently, the temperature of candidate links in the direction of the thermal hotspot appear higher than others in the direction of cooler regions. This effectively removes the need for an aggregate-propagate type monitoring network, and enables temperature-aware adaptive routing to be implemented based on information available from routers in the immediate vicinity alone. In this paper, interconnect activity  $\alpha_r$  is controlled in direct response to local temperature, using a thermal-aware throttling mechanism as well as an adaptive routing strategy that steers interconnect traffic away from regions of high temperature.

#### A. Temperature Monitoring

Temperature monitoring is performed locally through the use of one or more thermal sensors integrated within each tile. Sensors integrate an *analog-to-digital converter (ADC)* to provide digital temperature measurements in every sampling interval. The digital temperature value is stored within the router's *Temperature Monitor*, shown in Figure 1(a), and is used to control thermal-aware dynamic throttling in the local router, as well as to provide a basis for adaptive routing at neighbouring routers.

#### B. Temperature Channel Considerations

Unlike in RCA where congestion information must be aggregated and propagated across the network, INT relies only on temperature information available in the immediate neighbourhood. This effectively reduces the amount of logic within the monitoring network. INT's temperature monitor only consists of a few registers to store the latest temperature measurements from neighbouring routers, as well as the local temperature. The local temperature is placed on the outgoing temperature channels to the router's immediate neighbours, as shown in Figure 1(b) and (c). The area and power overheads imposed by this channel consist mainly of the link drivers. The magnitude of these overheads is determined by the width of the temperature vector, which in turn depends on the resolution of the temperature sensor, and the maximum operating range. However, given the non-aggregating nature of this monitoring network, transitions on the temperature channel occur only

once new temperature measurements are available from the sensor (typically every 50 – 100 $\mu$ s [4]). The power overheads of the temperature channel are thus minimal as compared to the data channel, and RCA-type networks.

### C. Thermal-aware Dynamic Throttling

Throttling influences the rate at which traffic flows through an interconnect router, thereby influencing activity ( $\alpha_r$ ) and hence, power dissipation. The crossbar switch and output link drivers account for over 80% of the dynamic power dissipation of the complete router. Our throttling approach therefore focuses on controlling activity within these components, and is implemented within the *link arbiters* of output ports as shown in Figure 1(a). When throttling is applied, a varying number of stall cycles are introduced between the polling of successive ports by the round-robin arbiter.

The amount of throttling invoked is dependent on temperature, and the range of available levels can be controlled using a set of registers within each router. In addition to controlling  $\alpha_r$ , throttling also affects the performance of processing elements in dataflow architectures, where execution of tasks is dependent on the presence of the necessary triggering data within the DMA controller's message passing buffers [10]. Since throttling decreases the throughput of routers, triggering of tasks is delayed, and PE activity ( $\alpha_p$ ) is thus decreased.

### D. Temperature-aware Adaptive Routing Algorithm

Temperature-aware path selection in INT consists of two steps. In the first step, an initial routing of the packet is performed using the *Odd-Even (OE)* algorithm [11], identifying the candidate output ports that could be used to reach the destination. The algorithm returns a set of candidate output port options corresponding to the available minimal paths to the destination router. The generated set encapsulates the ports through which the waiting packet can be ejected, while respecting OE's turn restrictions that guarantee deadlock freedom within the network. INT's second step consists of identifying the candidate port with the least temperature from this set. This port is referred to as the preferred candidate, and it is used to eject the packet towards its destination. INT's output port selection is therefore thermal-adaptive, steering interconnect traffic in response to temperature, within the set of available minimal paths. The INT routing algorithm is listed in Figure 2. For a given quantum of traffic, INT influences the following terms of (1):

```

1: if Addresslocal == Addressdest then
2:   Selected Port ← Local
3: else
4:   Candidate Ports ← Perform initial OE routing
5:   Fetch Temperatures of Candidates
6:   Preferred Candidates ← Candidate port with lowest temperature
7:   if Preferred Candidates > 1 then
8:     if Up is a Preferred Candidate then
9:       Selected Port ← Up
10:    else
11:      Selected Port ← First Preferred Candidate
12:   else
13:     Selected Port ← First Preferred Candidate
14:   Route packet onto Selected Port

```

Fig. 2. INT Routing Algorithm

TABLE I. SYSTEM CONFIGURATION

MULTIPROCESSOR		NETWORK-ON-CHIP	
System Size	4 × 4 × 4 tiles	Flit Width	38-bit
D-/I-Mem	64KB/16KB	FIFO Depth	16 flit
DMA Buffers	8KB	Packet Size	4/32/64B
PE	32-bit RISC	Port Count	7
PHYSICAL			
Tech Node/Freq.	90nm/500MHz	Heat Transfer Co-eff.	100 W/(m <sup>2</sup> K)
Tile Size	2mm×1.4mm	Trigger Temp.	332K
Temp. Range	300-370K	Temp. Sensors	64 (1 per tile)
Sensor Accuracy	0.5K	Sampling Interval	50 $\mu$ s

- $\alpha_r/A$ : INT spreads the utilization of interconnect routers over a larger area by adaptively routing packets over multiple paths based on the available temperature margin ( $\Delta T_{max} - \Delta T$ ).
- $\alpha_r/\alpha_t$ : INT adaptively regulates interconnect traffic in regions of high activity ( $\alpha_t$ ) which typically exhibit higher operating temperatures.
- $\alpha_r/l_z$ : When temperatures permit, INT preferentially routes packets intended for tiers closer to the heatsink in the Z-dimension first.

### IV. EVALUATION

INT is evaluated using the *Ctherm* cycle-accurate thermal-functional co-simulation framework [12] with a *SystemC* model of the *NagaM* multiprocessor [10]. The evaluation consists of two parts - first, the characterization of thermal-aware throttling mechanism and its effect on power and performance, and second, the evaluation of the INT routing algorithm under varying traffic conditions, and number of thermal hotspots. The system configuration is listed in Table I. The physical model of the die stack used in this evaluation is based on data from a prototype 3D chip, and its thermal behaviour was previously modeled and characterized in our earlier work [1]. The test platform consists of 64 tiles arrayed over 4 stacked tiers (thus 16 tiles per tier). Tiles incorporate a processing element, memories, a DMA controller implementing the *Pronto* message-passing system [10], and a NoC router, as illustrated in Figure 1(b).

#### A. Characterization of Throttling

The throttling mechanism is characterized using a single router with an emulated temperature input. Figure 3(a) illustrates the relationship between average power dissipation, throughput and throttling levels. Throttling is observed to steeply decrease power dissipation of the router, and degrade throughput for each 0.5K increment over the triggering temperature. To demonstrate the influence of  $\alpha_r$  on  $\alpha_p$  in dataflow and memory-bound systems, PEs in the characterization setup

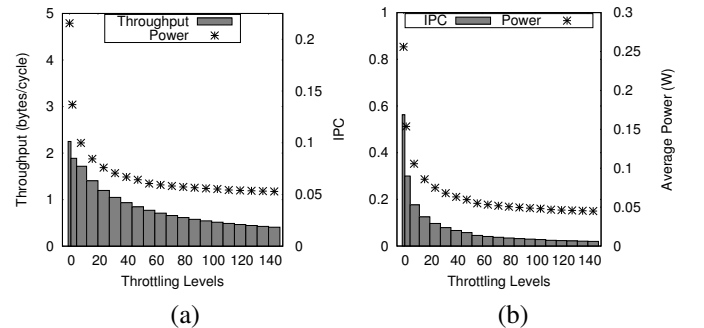


Fig. 3. Influence of throttling on router power and (a) Throughput (b) Effective instructions per cycle (IPC) of PE




Fig. 4. Temperature maps from *uniform random* traffic with 8 thermal hotspots using (a) *INT (proposed)* (b) *Downward Routing* (c) *TTAR* (d) *TTAR+*. *Note:* Temperature sensors are considered to be located at the center of each tile.

are configured to execute a fixed set of simple integer operations for every data word that arrives into the DMA's message passing buffer. When the buffer is empty, execution is stalled. Figure 3(b) reports the average *instructions per cycle (IPC)* and power dissipation within a 50K cycle window corresponding to each router throttling level. This result indicates that in SoCs with significant inter-tile communication, the interconnect can be used to regulate  $\alpha_p$ .

#### B. INT Evaluation

The evaluation of INT utilizes three synthetic traffic patterns: *hotspot* (10%), *uniform random* and *bit transpose*. Packets are injected into the network by synthetic traffic generators that target destinations according to the probability density function of the traffic pattern. In order to test the ability of the various routing algorithms in balancing temperatures, the evaluation also uses a variable number of thermal hotspots placed at random locations within the system. These hotspots are obtained from the execution of a load-compute-store loop on tile PEs, resulting in a constant power dissipation that is interconnect-independent. This behaviour is characteristic of long running compute-bound workloads which are unaffected by interconnect performance once their triggering data has arrived at the tile. Although the routing strategies are evaluated in the presence of 4 and 8 such thermal hotspots inside the 3D mesh, since the general performance trends of both are similar, this paper only presents the results from the evaluation with 8 thermal hotspots due to space constraints. INT is compared with 3 other routing strategies: *Downward routing* [6], *TTAR* [5] and *TTAR with temperature and congestion awareness (TTAR+)*. The INT and TTAR cases use an 8-bit monitoring network for temperature and congestion, respectively. For TTAR+, temperature and congestion information are carried over independent 5-bit and 3-bit networks, respectively. In order to compensate for the loss in temperature resolution due to the decreased vector width, the monitoring temperature range was decreased to 330K-345K. The congestion resolution although decreased is still sufficient to discriminate between paths.

1) *Thermal Performance:* Figures 4(a)-(d) illustrate temperature maps of tiers 0 and 3 of the die-stack with each routing algorithm following 750K simulation cycles at the peak injection rate with *uniform random* traffic and a total of 8 thermal hotspots. INT is observed to provide the most balanced temperature profiles, and the lowest peak temperatures amongst all the tested schemes. Downward routing provides a similar balance, however, with increased latency and congestion as observed in Figure 5(a). In the case of TTAR, the temperature imbalance occurs as a consequence of network traffic being routed through high temperature regions with low congestion. The figures also illustrate the high degree of thermal coupling between stacked dies. The efficacy of the interconnect in balancing temperature differences in the system requires the presence of sufficient traffic. At low injection rates, the influence of network traffic on temperatures is relatively small. As a consequence, despite its temperature awareness, INT yields peak temperature differences identical to the competing schemes, evidenced in Figure 5(a). With increasing network traffic however, the activity and power dissipation of the interconnect assumes increasing significance, and the effects of temperature-aware routing become evident.

2) *Latency and Congestion:* Figure 5(a) also illustrates the average packet latency and network congestion resulting from the use of each routing strategy. In a network with temperature-dependent throttling, packet latencies are influenced by operating temperatures as well as network congestion. Congestion aware routing strategies like TTAR offer significantly low latencies on account of their avoiding high traffic regions. However, this often results in the routing of packets close to interconnect-independent thermal hotspots. Consequently, operating temperatures rise, and as throttling is invoked, packet latencies increase. Downward routing on the other hand prevents the formation of high temperature regions by routing traffic towards higher tiers. This has the effect of increasing network congestion on the cooler tiers, and drastically increasing packet delivery latencies. INT's routing of packets based on operating temperatures results in a decreased

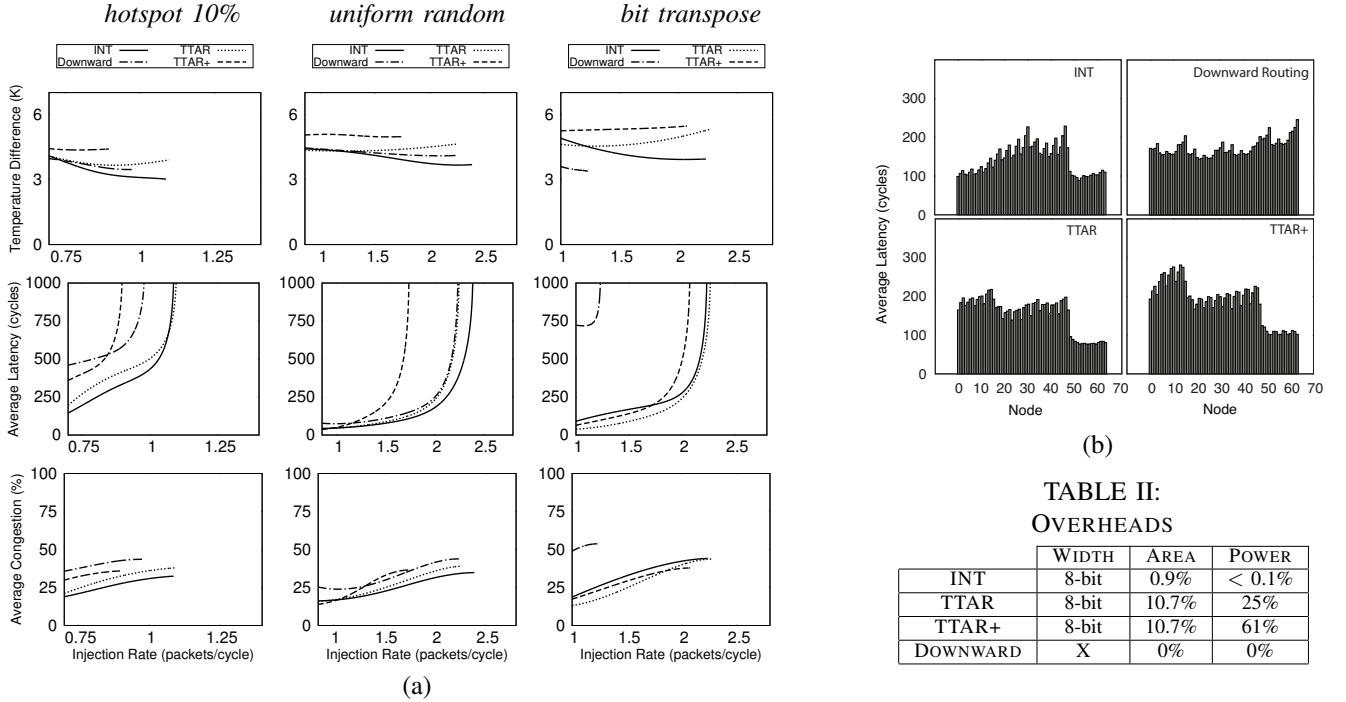


Fig. 5. (a) Peak temperature difference, average packet delay and average congestion with 8 thermal hotspots for different traffic patterns. In the figures, the data lines end at different injection rates, corresponding with the saturation throughput of the network. (b) Latency distribution among network nodes for *uniform random* traffic at peak injection rate. *Note:* Since each tier in the stack contains 16 tiles, the distributions in (b) also indicate the variation of latency across tiers.

chance of encountering a heavily throttled router. This ensures that packets remain on higher throughput paths, reducing the congestion caused due to slow moving traffic in the network. The latency benefits obtained as a result of INT's temperature-adaptive routing are observed in Figure 5(b), which reports the latency distribution across network nodes at the peak injection rate. In the case of TTAR+, the power overheads incurred due to the propagation of monitoring information across the system are so considerable that they result in elevated operating temperatures, yielding higher latencies.

3) *Overheads:* Table II lists the area and power overheads imposed by each routing strategy. Note that the area overheads listed for RCA derivatives such as TTAR and TTAR+ does not include the computational resources required to perform the weighted summation. In the present work, these are considered to be integrated within the area of the crossbar switch. The aggregate-propagate network for these cases is approximated as an 8-bit point-to-point network with a single-entry input buffer per port.

## V. CONCLUSIONS

In this paper, we present the Immediate Neighbourhood Temperature (INT) adaptive routing algorithm for dynamically-throttled networks-on-chip. INT bases adaptive routing decisions solely on temperature information from neighbouring routers, thus minimizing monitoring overheads. Interconnect traffic is steered away from regions of high temperature, yielding balanced thermal profiles, with upto 25% lower thermal gradients. Furthermore, as a consequence of lower operating temperatures and adaptive routing, communication latencies are improved, and network congestion decreased by upto 50% even in the presence of system thermal hotspots.

## REFERENCES

- [1] S. S. Kumar, A. Zjajo, and R. van Leuken, "Physical characterization of steady-state temperature profiles in three-dimensional integrated circuits," in *International Symposium on Circuits and Systems*, May 2015, pp. 1969–1972.
- [2] K. Ramakrishnan et al., "Variation impact on ser of combinational circuits," in *International Symposium on Quality Electronic Design*, Mar. 2007, pp. 911–916.
- [3] K. Skadron et al., "Temperature-aware microarchitecture: Modeling and implementation," *ACM Transactions on Architectural Code Optimizations*, vol. 1, no. 1, pp. 94–125, 2004.
- [4] K. Puttaswamy and G. H. Loh, "Thermal herding: Microarchitecture techniques for controlling hotspots in high-performance 3d-integrated processors," in *International Symposium on High Performance Computer Architecture*, 2007, pp. 193–204.
- [5] S.-Y. Lin et al., "Traffic- and thermal-aware routing for throttled three-dimensional network-on-chip systems," in *International Symposium on VLSI Design, Automation and Test*, Apr. 2011, pp. 1–4.
- [6] C.-H. Chao et al., "Traffic- and thermal-aware run-time thermal management scheme for 3d noc systems," in *International Symposium on Networks-on-Chip*, May 2010, pp. 223–230.
- [7] M. Nagata, "Limitations, innovations, and challenges of circuits and devices into a half micrometer and beyond," *IEEE Journal of Solid-State Circuits*, vol. 27, no. 4, pp. 465–472, Apr 1992.
- [8] P. Gratz, B. Grot, and S. Keckler, "Regional congestion awareness for load balance in networks-on-chip," in *International Symposium on High Performance Computer Architecture*, Feb 2008, pp. 203–214.
- [9] F. Liu, H. Gu, and Y. Yang, "Dtbr: A dynamic thermal-balance routing algorithm for network-on-chip," *Computers and Electrical Engineering*, vol. 38, no. 2, pp. 270–281, Mar. 2012.
- [10] S. S. Kumar, M. T. A. Djie, and R. van Leuken, "Low overhead message passing for high performance many-core processors," in *International Symposium on Computing and Networking*, Dec 2013, pp. 345–351.
- [11] G.-M. Chiu, "The odd-even turn model for adaptive routing," *IEEE Transactions on Parallel and Distributed Systems*, vol. 11, no. 7, pp. 729–738, Jul. 2000.
- [12] S. S. Kumar, A. Zjajo, and R. van Leuken, "Ctherm: An integrated framework for thermal-functional co-simulation of systems-on-chip," in *Euromicro International Conference on Parallel, Distributed and Network-based Processing*, Mar. 2015, pp. 674–681.