

NEW DEATH TOUR

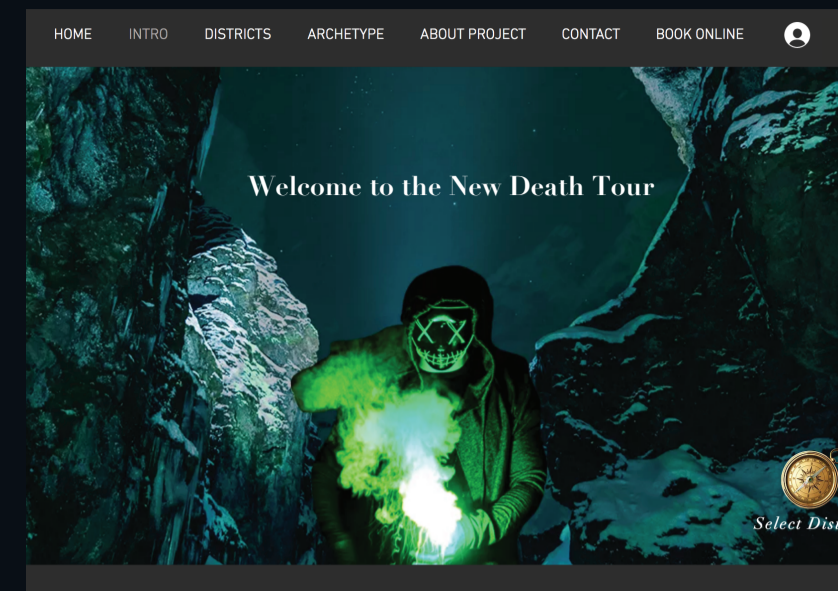


1. Visitor clicks on 'Get your ID button', the game generates ID which visitor can use to log in to the game when they want to continue the tour another time.
2. Visitor clicks on start the tour to begin the journey.

“ New Death Tour is a web based role play game which aims at stimulating pre-visit reflections on End of Life questions. The 'New Death Tour' website is designed to be a personal spiritual journey of its visitors as the visitors are encouraged to be reflective while thinking about the answers to the question **'Do you want to live forever?'**. Before giving an answer, visitors can read other answers from previous visitors. While reading other answers, visitors also reflect on their own ideas.

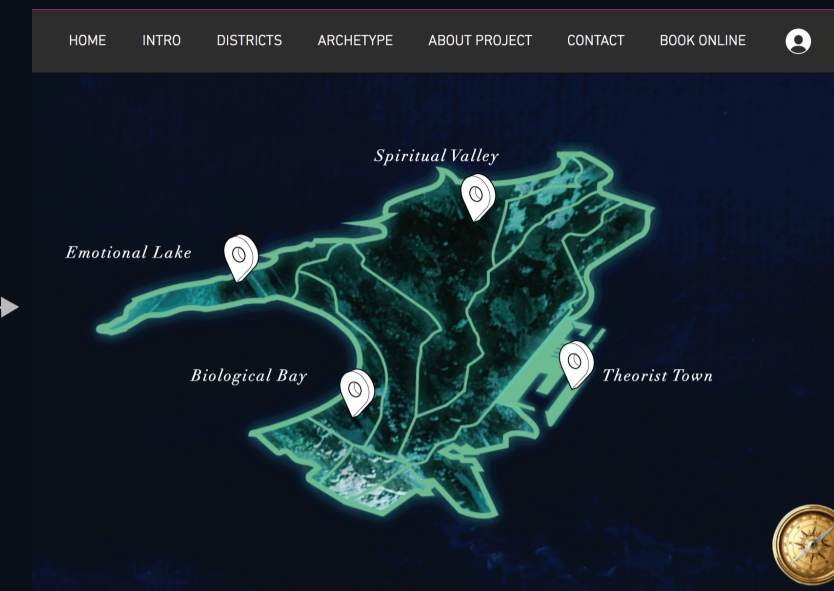
By using role play game as a platform to stimulate the End-of-Life discussion, the difficult topic becomes more comfortable to talk about. ”

Introduction



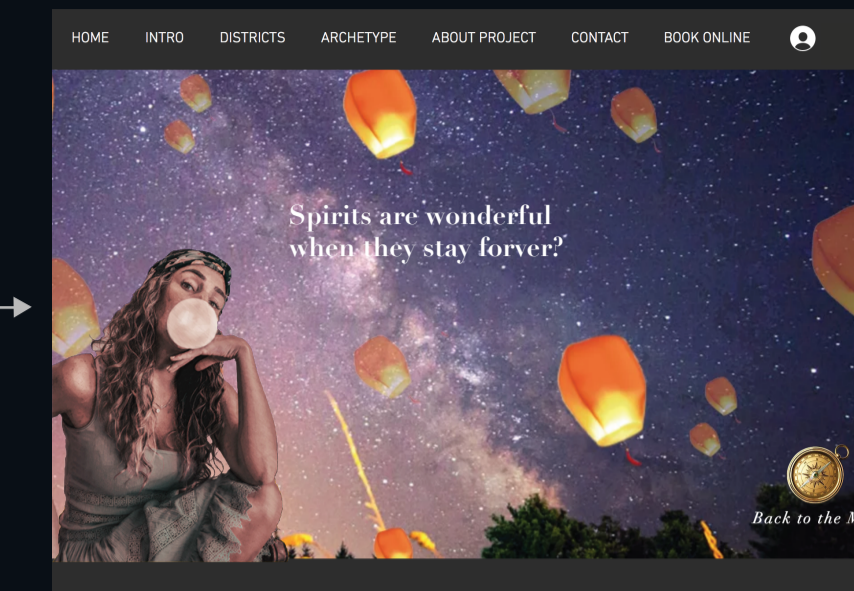
3. The mysterious man welcomes visitor to the tour. He will explain how to navigate through the tour and explain about the four districts.

The map



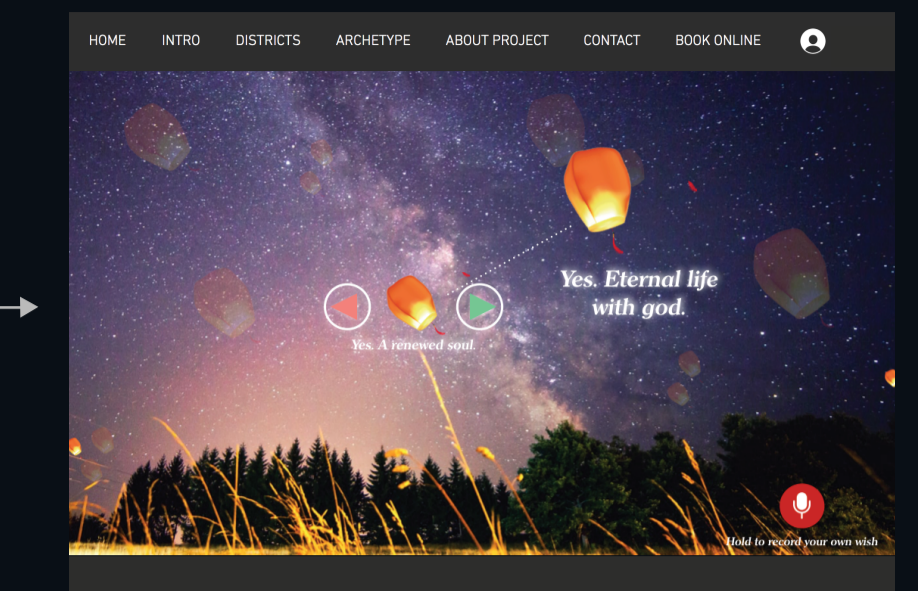
4. Here visitor can click on a pin symbol to select a district to explore.

Inside a district



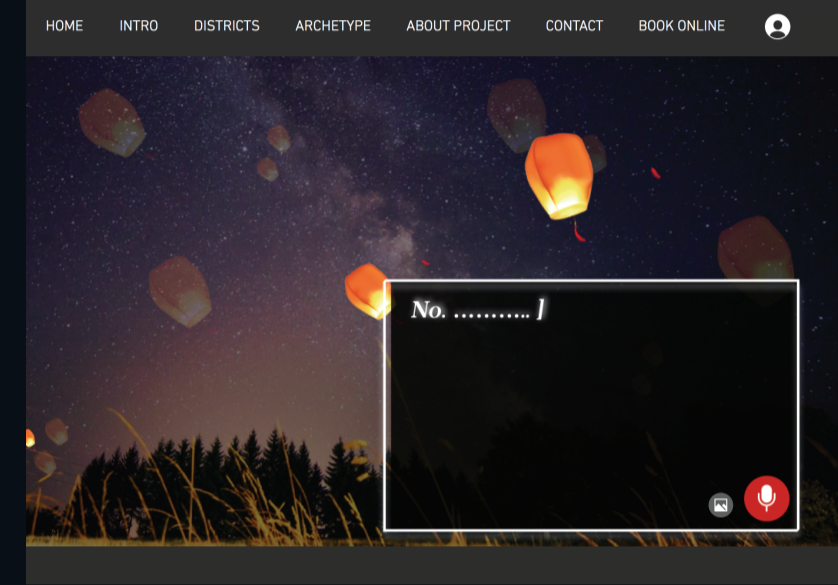
5. Here a tour guide of the district will ask an intriguing question. She will give you a tutorial how to see other comments and how to input visitor's own answer.

Seeing other answers



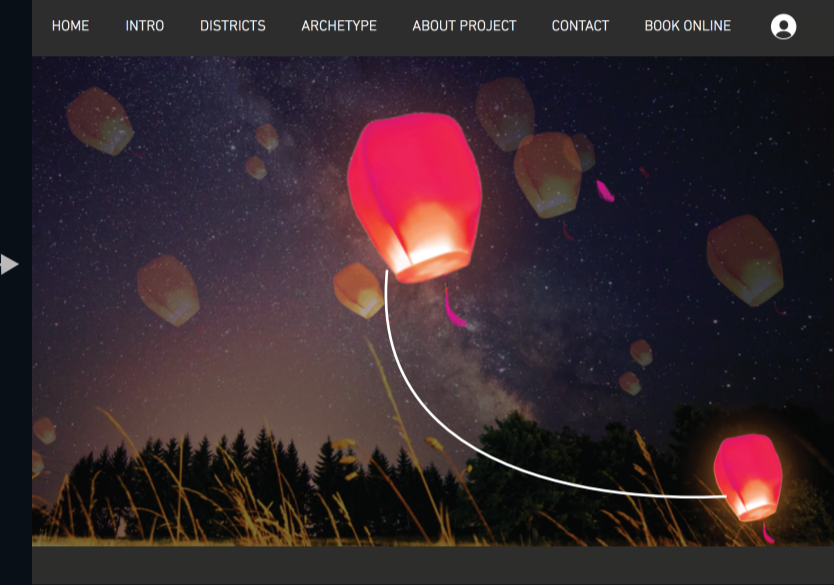
6. Visitor hover cursor on a lantern to see keywords generated from an answer. When clicking on a lantern, a voice record will be played.
7. Click on the right arrow to see the supportive answer and on the left arrow to see the contradictive answer.

Giving answer



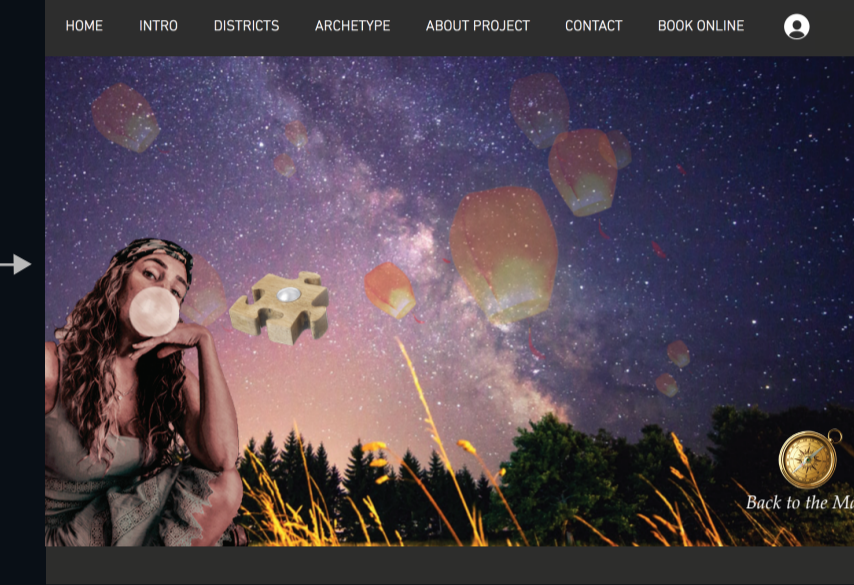
8. Visitor press on the microphone button and hold to record his/her own answer. Thv options to type or add image to the answer as well.

You've made it



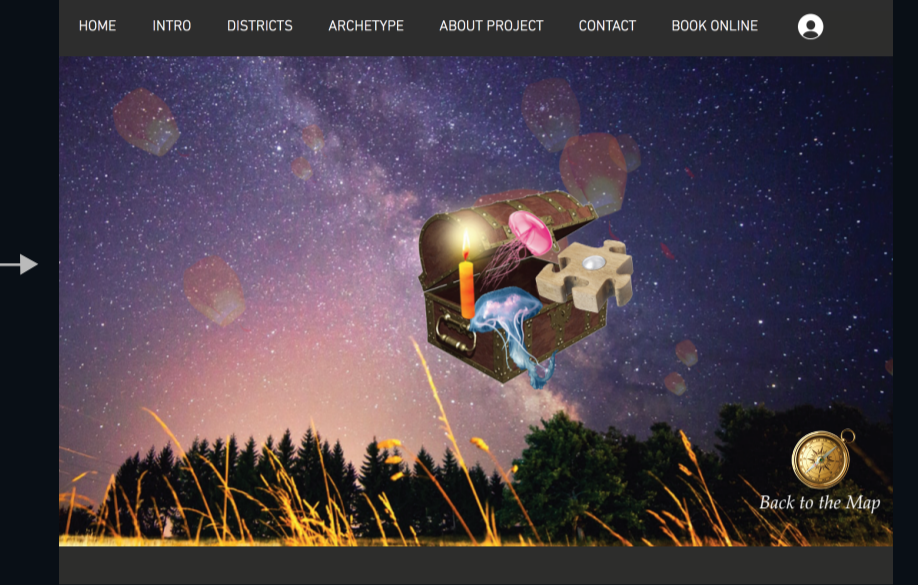
9. After submitting the answer. The pop up window will disappear and a new lantern emerges. This is the visitor's lantern. It contain his/her newly recorded comment. Later, the lantern will join the other lantern in the sky.

Getting reward




10. After that, the tour guide come back to give visitor a token and encourage visitor to create the other districts by clicking on the compass button.

Collect the tokens

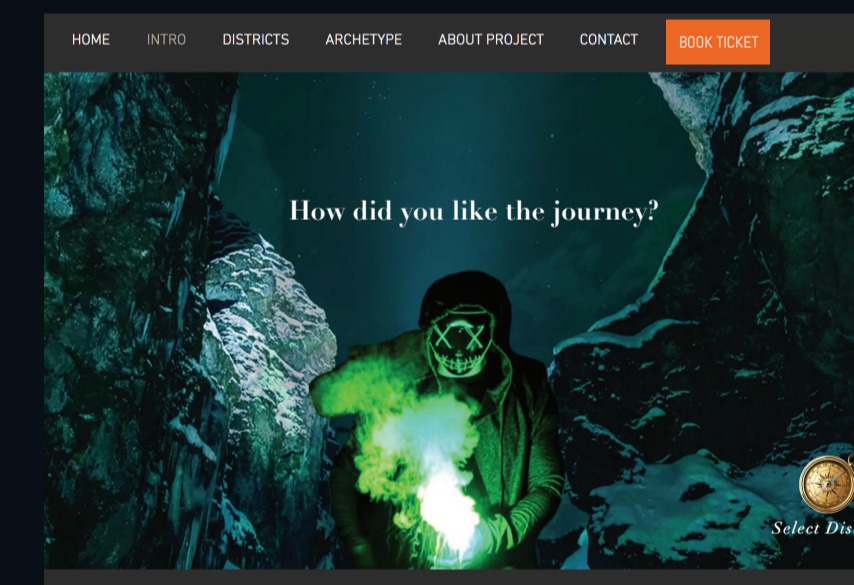


11. This is a collection of tokens from four districts. Once visitor has collected all tokens. Visitor can redeem a souvenir at (Re)design Death at Cube Design Museum.

EXPLORE ALL FOUR DISTRICTS

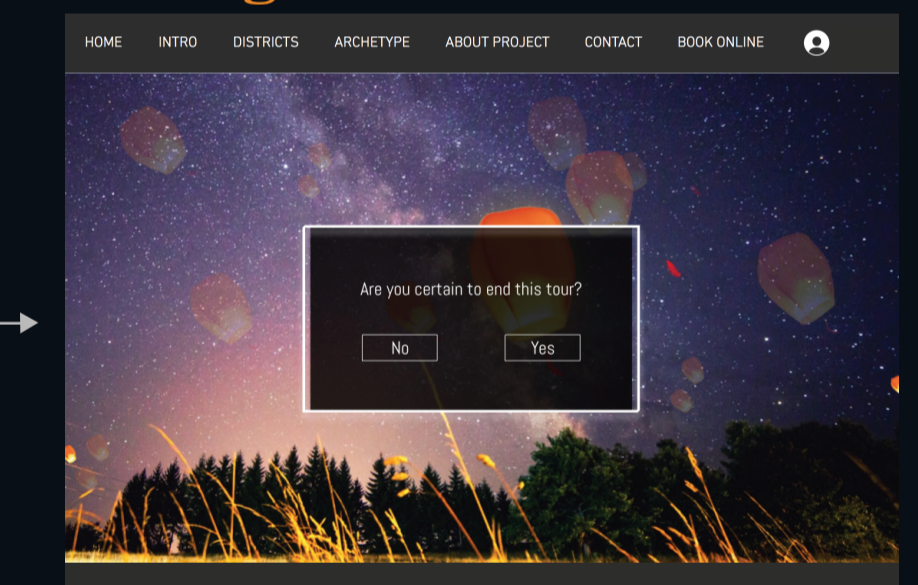


The end



13. When visitor decides to leave the game. Visitor will be automatically brought to the outro page. Here the mysterious man will ask about the experience and encourage visitor to come back if has not visit every districts, and to visit (Re)design death as well as can book ticket here.

Leaving the tour?



12. Visitor can leave the game anytime and can come back anytime well. When a visitor wants to come back, visitor can input generated visitor ID from 1 so he/she can continue the journey.

Patrasuda Parton

New Death's resolution:
Stimulating and deepening reflections on
End of Life questions through a shared platform

September 30, 2020
Msc. Design for Interaction

Committee

Dr. ir. Sonneveld, M.H.
Dr. ir. Vermeeren, A.P.O.S.

Company

Cube Design Museum, Kerkrade
Wouter van Dillen

