

Probing valley phenomena with gate-defined valley splitters

Luna, Juan Daniel Torres; Vilkelis, Kostas; Manesco, Antonio L.R.

DOI

[10.21468/SciPostPhys.18.2.062](https://doi.org/10.21468/SciPostPhys.18.2.062)

Publication date

2025

Document Version

Final published version

Published in

SciPost Physics

Citation (APA)

Luna, J. D. T., Vilkelis, K., & Manesco, A. L. R. (2025). Probing valley phenomena with gate-defined valley splitters. *SciPost Physics*, 18(2), Article 062. <https://doi.org/10.21468/SciPostPhys.18.2.062>

Important note

To cite this publication, please use the final published version (if applicable).
Please check the document version above.

Copyright

Other than for strictly personal use, it is not permitted to download, forward or distribute the text or part of it, without the consent of the author(s) and/or copyright holder(s), unless the work is under an open content license such as Creative Commons.

Takedown policy

Please contact us and provide details if you believe this document breaches copyrights.
We will remove access to the work immediately and investigate your claim.

Probing valley phenomena with gate-defined valley splitters

 Juan Daniel Torres Luna^{1,2*},  Kostas Vilkkelis^{1,2†} and  Antonio L. R. Manesco^{2‡}

¹ Qutech, Delft University of Technology, Delft 2600 GA, The Netherlands

² Kavli Institute of Nanoscience, Delft University of Technology,
Delft 2600 GA, The Netherlands

★ jd.torres1595@gmail.com, † kostasvilkkelis@gmail.com, ‡ am@antoniomanesco.org

Abstract

Despite many reports of valley-related phenomena in graphene and its multilayers, current transport experiments cannot probe valley phenomena without the application of external fields. Here we propose a gate-defined valley splitter as a direct transport probe for valley phenomenon in graphene multilayers. First, we show how the device works, its magnetotransport response, and its robustness against fabrication errors. Secondly, we present two applications for valley splitters: (i) resonant tunneling of quantum dots probed by a valley splitter shows the valley polarization of dot levels; (ii) a combination of two valley splitters resolves the nature of order parameters in mesoscopic samples.



Copyright J. D. Torres Luna *et al.*

This work is licensed under the Creative Commons

[Attribution 4.0 International License](https://creativecommons.org/licenses/by/4.0/).

Published by the SciPost Foundation.

Received 2024-06-11

Accepted 2025-02-05

Published 2025-02-21

doi:[10.21468/SciPostPhys.18.2.062](https://doi.org/10.21468/SciPostPhys.18.2.062)



Check for
updates

Contents

1	Introduction	2
2	Device	2
3	Applications	5
3.1	Resonant tunneling	5
3.2	Probing valley-dependent order parameter	6
4	Conclusion	8
A	Scaled model in a honeycomb structure	9
B	Robustness to the splitter angle	10
	References	11

1 Introduction

The recent advances in the fabrication of graphene multilayer devices, particularly boron nitride encapsulation [1, 2] and the use of graphite back gates [3–5], improved the mobility and suppressed intervalley scattering of bulk samples. Due to valley conservation in this new generation of clean bulk graphene samples, many experimental works observed valley order arising from spontaneous $SU(4)$ spin-valley symmetry breaking [6–11]. In addition, the out-of-plane displacement field opens a gap in graphene multilayers [12–15], and therefore allows to fabricate gate-defined nanodevices [4, 16–18]. The smooth potential of electrostatically-defined devices avoids intervalley scattering caused by reflection at atomically-sharp edges. As a consequence, valley-dependent phenomena were also observed in nanostructures, such as the injection of valley-polarized states in quantum point contacts [17, 19–22], and valley-polarized in states quantum dots [4, 5] with long lifetimes [23, 24].

The recent experiments in graphene multilayer devices observe various symmetry-broken phases that suggest the presence of valley structure, such as nematic superconductivity [9], isospin ferromagnetism [10], and correlated insulators [11]. However, current transport experiments cannot resolve the valley structure of the order parameter. For example, quantum oscillation experiments cannot distinguish between valley polarized and intervalley coherent (IVC) orders. In nanodevices, experiments probing valley-related phenomena rely on breaking valley symmetry and therefore these probes are invasive and indirect. For example, valley polarization of states injected from quantum point contacts was probed with electron collimation [22] and via valley-Zeeman splitting in quantum dots [25, 26]. Finally, transport signatures of valley polarization using Andreev reflection [27–30] are still limited by device quality [31–33]. Thus, the only direct probes of valley phenomena are via microscopy techniques [11, 20, 34, 35].

In this manuscript, we propose the use of electrically defined valley splitters in bilayer graphene as a magnetic field-free transport probe for valley phenomena. Although the ingredients of this device were previously explored both theoretically [36–39] and experimentally [40–46], previous works focused on the generation of valley-polarized currents rather than its use as an experimental probe of valley polarization. We demonstrate the use of valley splitters in two case uses: (i) a tool for measuring valley polarization of confined states via resonant tunneling, and (ii) a probe of valley-dependent order parameters. We also evaluate the robustness of the splitter’s efficiency against fabrication imperfections, show the requirements for the alignment of splitting gates, and suggest changes in the device layout to further relax the conditions.

2 Device

We propose a bilayer graphene gate-defined device depicted in Fig. 1(a), that splits states according to their valley polarization. The devices consist of three one-dimensional channels confined by gapped regions due to a non-zero displacement field $D(\mathbf{r})$ as shown in Fig. 1(b). The injection channel is confined by a region with $D > 0$ and injects valley-symmetric states. The collecting arms are valley-helical channels surrounded by regions with opposite displacement field [36, 37, 40]. Because of the opposite sign of the displacement field, one arm collects states at valley K and the other arm collects states at the opposite valley K' . We propose the device layout from Fig. 1(a) to achieve the required displacement field profile. The control of the four gates provides independent control of the layer imbalance $U \propto D$ and the chemical potential μ .

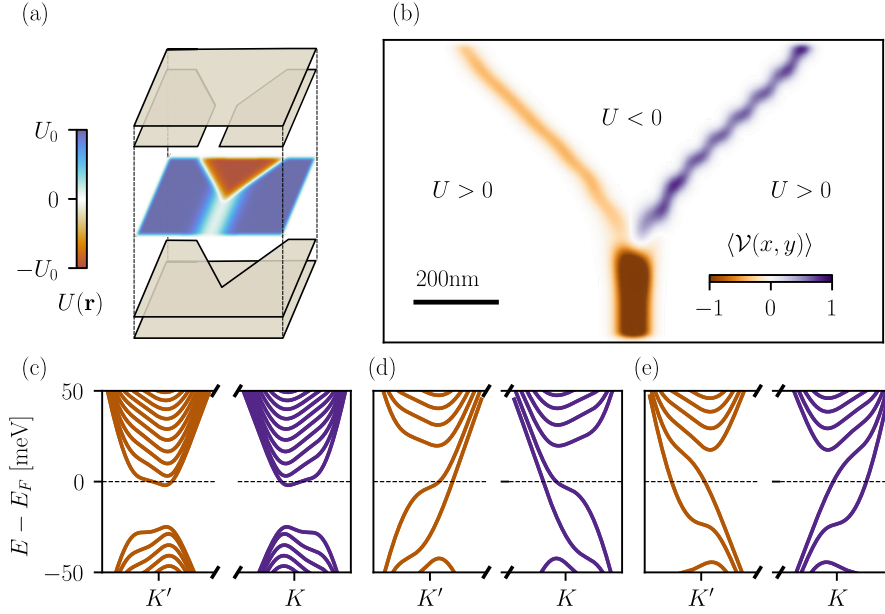


Figure 1: Tight-binding simulations of a valley splitter. (a) Proposed multilayered gate layout and resulting displacement field in bilayer graphene. (b) Valley expectation value of the scattering wave functions. The injecting states are superpositions of states at both valleys. As they arrive at the helical edge channels, each flavor leaves through one of the collector arms. The difference between transmissions from upper and lower leads is proportional to the valley polarization of the injected modes. (c) Band structure of the injecting one-dimensional channel. The presence of inversion and time-reversal symmetry results in a valley-symmetric band structure. Band structure of the (d) left and (e) right collecting channels. The highlighted bands are valley-helical, resulting in the splitting effect as injected modes encounter the collecting arms.

To demonstrate the transport properties of the valley splitter, we perform numerical simulations using Kwant [47]. We implement the Slonczewski-Weiss-McClure parametrization [48–51] (see Fig.6 (a) for details) and using tight-binding parameters obtained via infrared spectroscopy [52]:

$$\mathcal{H} = \sum_n \psi_n^\dagger [U(\mathbf{r}_n) \text{sign}(\mathbf{r}_n \cdot \hat{z}) - \mu(\mathbf{r}_n) + g\mu_B B \sigma_z] \psi_n + \sum_{\{n,m\} \in S_i} \gamma_i e^{i\phi_{nm}} \psi_n^\dagger \psi_m, \quad (1)$$

where $\psi_n = (c_{n\uparrow}, c_{n\downarrow})^T$, $c_{n,\sigma}$ is an annihilation operator of an electron with spin σ at the atomic site n . The matrices σ_i are Pauli matrices that act on spin degrees of freedom. Here $\mu(\mathbf{r})$ and $U(\mathbf{r})$ are the position-dependent chemical potential and layer imbalance. To exclude the effects of edge states, we add a staggered potential at the device's boundary. Furthermore, $g \approx 2$ is the g -factor in bilayer graphene, μ_B is the Bohr magneton, and B is the out-of-plane magnetic field. Due to the magnetic field B , the hoppings between sites n and m are corrected by a Peierls phase ϕ_{nm} . The hopping energies are set according to Ref. [51]: each hopping energy γ_i corresponds to a set S_i of hopping vectors between the site pairs (n, m) . The electrostatic potential set by $\mu(\mathbf{r})$ and $U(\mathbf{r})$ has a screening length of 60 nm [53,54].¹ To reduce

¹To avoid the complexity of electrostatic simulations, we pass a gaussian filter with $\sigma = 30$ nm to step-functions that define the electrostatic potential according to the layout shown in Fig. 1(a).

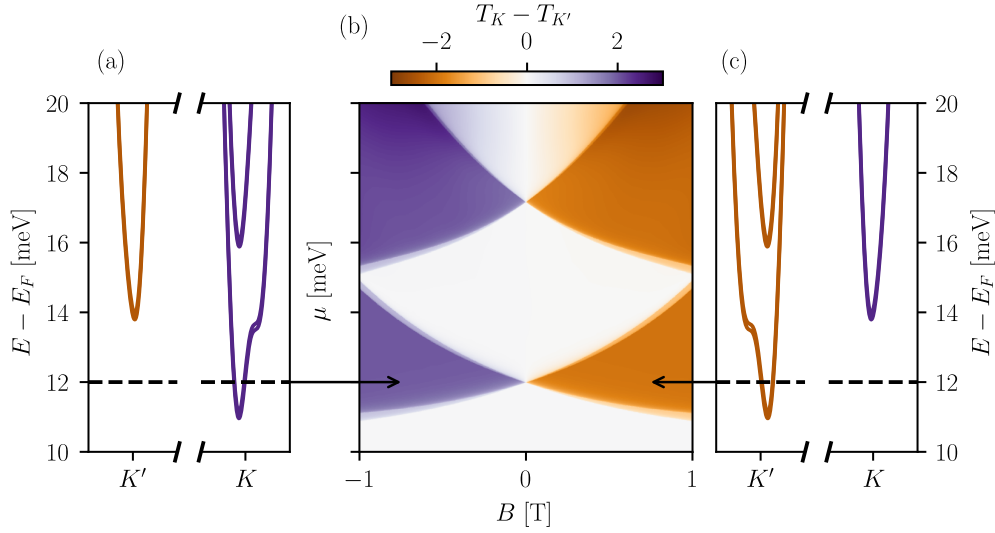


Figure 2: Magnetotransport simulations with a valley splitter. (a, c) Band structure of the injecting arms at finite orbital field B which lifts the valley degeneracy. As a consequence, the number of propagating modes per valley changes. (b) Transmission difference between the two helical collecting arms. A finite difference indicates the valley polarization of the injected modes. The transmission changes in integer steps, proportionally to the net number of propagating modes per valley.

the computational cost of the calculations, we rescale the in-plane lattice constant to $\tilde{a} = sa$ by a factor $s = 16$ and fix the hoppings accordingly to preserve the low-energy dispersion. The scaled model and its validity is discussed in the Appendix A.

We show the tight-binding simulation for the valley splitter device in Fig. 1. In all simulations in this manuscript, we set the distance of 100 nm between split gates in the injecting channel. The layer imbalance away from the one-dimensional channels is fixed at $U = \pm 100$ meV. States are injected in the device through the narrow channel at the bottom of Fig. 1(b). The bandstructure in this channel is shown in Fig. 1(c), which is valley symmetric and therefore allows equal injection of states in both valleys. As states propagate, they encounter two arms at the top of Fig. 1(b). Because of the displacement field configuration, the arms have opposite valley helicity, as shown in the bandstructure plots of Figs. 1(d, e). The scattering wavefunctions ψ are spatially split according to their valley polarization, shown by their valley expectation value $\langle \psi | \mathcal{V} | \psi \rangle$ in Fig. 1(b).² The smooth electrostatic potential ensures adiabatic propagation of wavefunctions and prevents both backscattering and valley mixing. As a result, each injected mode is perfectly transferred to the lead with the matching valley helicity.

The valley splitter directly probes the valley polarization of the injected current. We define the net valley polarization of a set of modes Φ_i as

$$V = \frac{\sum_i \langle \Phi_i | \mathcal{V} | \Phi_i \rangle}{\sum_i \langle \Phi_i | \Phi_i \rangle}. \quad (2)$$

Moreover, defining the transmission to arms that collect states in the valley K and K' as T_K and $T_{K'}$ and assuming a splitter with perfect efficiency and adiabatic,

$$T_\alpha = \sum_i \langle \Phi_i | P_\alpha | \Phi_i \rangle, \quad (3)$$

²The valley operator \mathcal{V} is defined as a sublattice-dependent Haldane coupling [32, 55, 56].

where P_α is the projector for the valley α . Thus,

$$T_V = \frac{T_K - T_{K'}}{T_K + T_{K'}} \equiv V, \quad (4)$$

as long as the collecting arms are not saturated, *i.e.* T_α is smaller than the number of valley-helical channels (2 for bilayer graphene).

We demonstrate the valley-splitter operation simulating a magnetotransport experiment. Because an orbital field B lifts the valley degeneracy [25, 26, 57–59], we observe a field dependence of the valley transmission. We show the bandstructure of the injection channel in Figs. 2(a, c), and the resulting valley transmission T_V in Fig. 2(b). The imbalance in the number of modes per valley n_α in the injector results in $T_V = (n_K - n_{K'})/(n_K + n_{K'})$. We show the break of valley degeneracy at the injector in Fig. 2(a) at $B < 0$ and Fig. 2(b) at $B > 0$. The number of modes per valley at the Fermi level in the helical channels does not change with the magnetic field. Therefore, the difference in transmission between the two arms is proportional to the valley polarization of the injected modes, as demonstrated in Fig. 2 (b). It is important to notice that the equivalence between T_V and V does not require valley conservation, and we explore the generality of our result in Sec. 3.

Because one of the main fabrication challenges is the alignment between gates, we simulate the effects of misalignments on the valley helical collecting channels in Fig. 3. A gate misalignment δx changes the chemical potential of the helical channels in Fig. 3(a). As a consequence, we observe a shift of the bulk bandstructure, as shown in Fig. 3(b). This shift reduces the helical gap, thus reducing the operational window of the valley splitter. We define the helical gap as the smallest energy window between bulk bands and the Fermi energy E_{gap} , indicated in Fig 3(b). Whenever $E_{\text{gap}} > 0$, the valley helical states are outside cross the Fermi energy, and the valley splitter efficiency is suppressed. In Fig 3(c,d) we show the dependence of E_{gap} as a function of the displacement field U and the screening length χ . Based on Fig. 3(c), we expect the valley splitter to tolerate misalignments of 20 – 30nm, with a higher tolerance for smaller displacement fields. In addition, the tolerance to misalignments is sensitive to screening length χ : E_{gap} increases with the screening length as shown in Fig. 3(d). It is possible to increase tolerance against gate misalignment with additional gates to control to compensate for the local modulation of the chemical potential, as recently shown experimentally [45]. Alternatively, a recent work has shown how to fabricate misalignment-robust helical channels [46]. We confirm through numerical simulations that the valley splitter is insensitive to the angle between its arms, as discussed in the Appendix B.

3 Applications

3.1 Resonant tunneling

An immediate application of a valley splitter is to probe the valley polarization of quantum dot levels. We illustrate the operation of the device with numerical simulations of resonant tunnelling through a quantum dot connected to a valley splitter as shown in Fig. 4 (a). To define the quantum dot, we add two additional layer imbalance t_{dot} regions that provide confinement and also control the tunnelling rate. For comparison, we show in Fig. 4(b) the spectrum and corresponding valley polarization of states in an isolated dot as a function of the magnetic field. Previous experiments in resonant tunneling observe the valley-degeneracy breaking as a function of magnetic field, but cannot resolve the valley polarization of quantum dot states [23, 25, 26, 60]. In Fig. 4 (c), we show that connecting the quantum dot to a valley splitter provides full resolution of valley polarization in the quantum dots. Although we only show data for pristine quantum dots, our setup allows probing valley mixing (see Sec. 3.2),

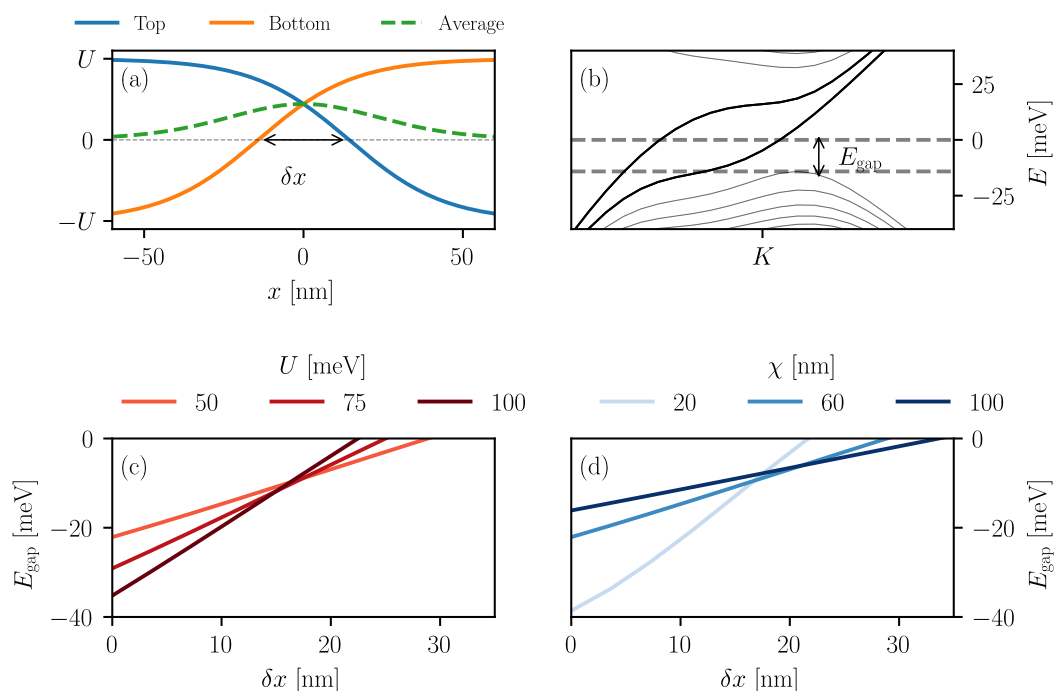


Figure 3: Misalignment effects on the valley helical channel. (a) Example electrostatic potential used in the layers. The solid lines show the potential in each layer. The dashed line shows the average potential, which corresponds to a local modulation of the chemical potential. (b) The band structure of the valley helical channel at $\delta x = 10$ nm and $U = 50$ meV. Because of the misalignment δx and the corresponding modulation of the chemical potential, non-helical bands approach the Fermi energy. (c) The bandwidth of the valley helical states as a function of misalignment δx and layer imbalance U . (d) The bandwidth of the valley helical states as a function of δx and screening length χ with $U = 50$ meV. Plots (a, c, d) use $\chi = 60$ nm.

which is relevant for driving recent qubit proposals [61]. The small mismatch between the transport experiment and the energy levels of a dot is due to the weak coupling between the dot levels and the leads.

3.2 Probing valley-dependent order parameter

Recent experiments showed a variety of electrically-tunable symmetry-broken phases in BLG, including valley-ordered phases [6]. We propose the setup shown in Fig. 5 (a) as an experimental probe of valley order found in these experiments. The setup consists of a cavity in a valley-symmetry broken phase connected to two valley splitters: one that injects valley-polarized current, and the other probes the valley polarization. As polarized electrons travel through the cavity, their valley isospin rotates according to the order parameter. The current at the collecting valley splitter directly relates to the rotation electrons undergo in the cavity.

As an example, we demonstrate its use by probing a mesoscopic cavity with intervalley coherent (IVC) order parameter. In other words, we add to the cavity an order parameter that coherently couples the two valleys [62–64]. As an example of this device operation, we demonstrate its use by probing a mesoscopic cavity with intervalley coherent (IVC) order parameter. In other words, we add to the cavity an order parameter that coherently couples the two valleys [62–64]. Currently, probes of IVC rely on local probes [11, 35, 65, 66]. Thus, prob-

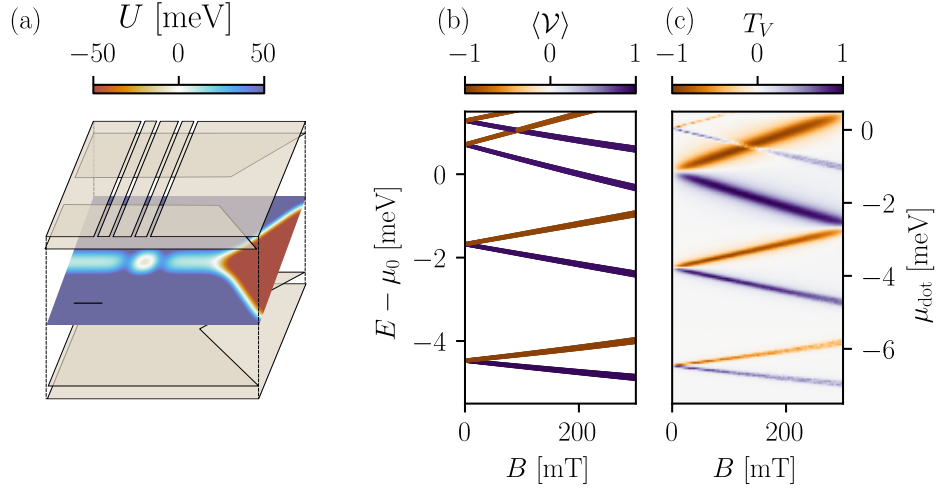


Figure 4: Resonant tunnelling through a valley-polarized quantum dot. (a) Device schematics showing the gate layout and electrostatic potential of a quantum dot connected to the valley splitter. (b) The energy levels of an isolated quantum dot as a function of an out-of-plane magnetic field. The colour indicates the valley-polarisation of the states. (c) T_V across a quantum dot as a function of an out-of-plane magnetic field and chemical potential μ_{dot} .

ing IVC is impossible in double-gated devices. On the other hand, transport probes such as quantum oscillations cannot distinguish an intervalley coherent (states at the equator of the valley Bloch sphere) from a valley polarized (states at the poles of the valley Bloch sphere). Moreover, transport probes such as quantum oscillations cannot distinguish a intervalley coherent (states at the equator of the valley Bloch sphere) from a valley polarized (states at the poles of the valley Bloch sphere).

We add an IVC order parameter as a Kekulé onsite modulation within the cavity [11, 67]:

$$\mathcal{H}_{\text{IVC}} = \Delta_{\text{IVC}} \sum_m \sum_{n \in \{A2, B1\}} \cos(\boldsymbol{\eta}_m \cdot \mathbf{r}_n), \quad (5)$$

where $\boldsymbol{\eta}_m = \Delta K(\cos(2m\pi/3), \sin(2m\pi/3))$, and ΔK is the momentum separation between valleys. The modulation only acts on the sublattices A2 and B1 (see Fig. 6(a)) since these sites set the low-energy manifold [51, 67]. We show in Fig. 5(b) the valance bands bulk region with Kekulé modulation. The modulation mixes valleys and results in avoided crossings in the band structure. In Fig. 5 we show the k -space valley texture of a hole pocket in Fig. 5(c), consistent with previous works [10, 63, 67].

We show the effects of the IVC cavity on the valley splitter's transmission signal T_V in the upper panel of Fig. 5(d). In the absence of intervalley coherence, $\Delta_{\text{IVC}} = 0$, the quasiparticles collected by the splitter transmit only to the arm with the same valley polarization as the injected state, thus $T_V = V_{\text{injection}}$. As Δ_{IVC} increases, we observe that T_V fluctuates due to the valley-dependent dynamical phase accumulated by the quasiparticles in the cavity. Furthermore averaging over the cavity's chemical potential μ_{cavity} (Fig. 5(e)) we observe a monotonic increase of transmission to the channel with opposite valley helicity. Therefore, we conclude that $T_V \neq V_{\text{injection}}$ indicates valley mixing in the cavity.

At zero temperature, our scheme cannot distinguish between intervalley coherence (caused by a spontaneous symmetry breaking) and intervalley scattering (caused by short-range disorder). Therefore, we rely on temperature dependence to distinguish between the two. Above

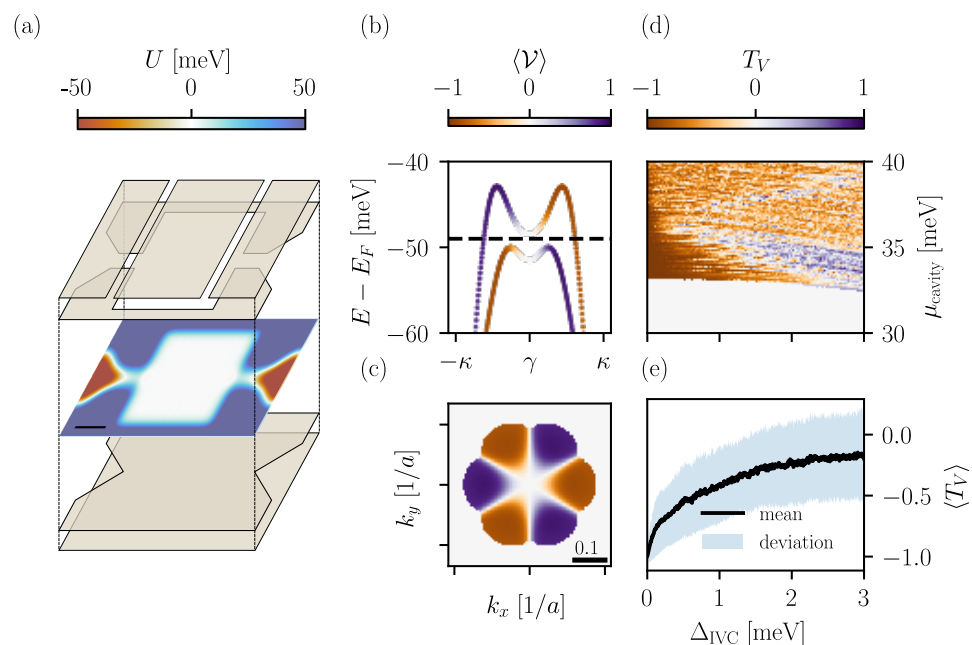


Figure 5: A cavity with IVC probed by a double valley splitter setup. (a) Gate layout and displacement field in a cavity connected to two valley splitters. (b) Band structure of the hole bands in bulk bilayer graphene with IVC. (c) Valley texture of the hole pocket for a Fermi energy indicated by the dashed line in panel (b). (d) Valley splitter's transmission signal T_V as a function of the cavity's chemical potential and magnitude of the IVC order parameter. (e) Average and standard deviation of T_V over the range of μ_{cavity} shown in panel (d).

the critical temperature of the IVC phase, the cavity loses its valley polarization whereas short-range scattering remains. Thus the absence of valley mixing above the critical temperature would rule out intervalley scattering. Alternatively, it is possible to control phase transitions electrostatically [6]. Thus, controlling the correlated phases in the cavity also allows us to verify the amount of valley mixing in different phases and check for the presence of intervalley scattering. These two checks allow us to unambiguously detect IVC orders.

4 Conclusion

We proposed a gate-defined valley splitter as a transport probe of valley phenomena in graphene multilayers. Our layout tolerates gate misalignments $\lesssim 30\text{nm}$, and we suggest directions for engineering the device layout to relax the misalignment threshold even further. Moreover, we proposed two applications of valley splitters relevant to recent experimental progress in the field. Due to the correspondence between valley polarization and normalized net transmission through the valley splitter arms, we show that resonant tunnelling in gate-defined quantum dot probes directly the polarization of the dot levels. Moreover, we show that a combination of two valley splitters – one to inject valley-polarized states and the other to probe valley polarization – allows us to distinguish between valley-polarized and intervalley coherent order parameters in mesoscopic cavities.

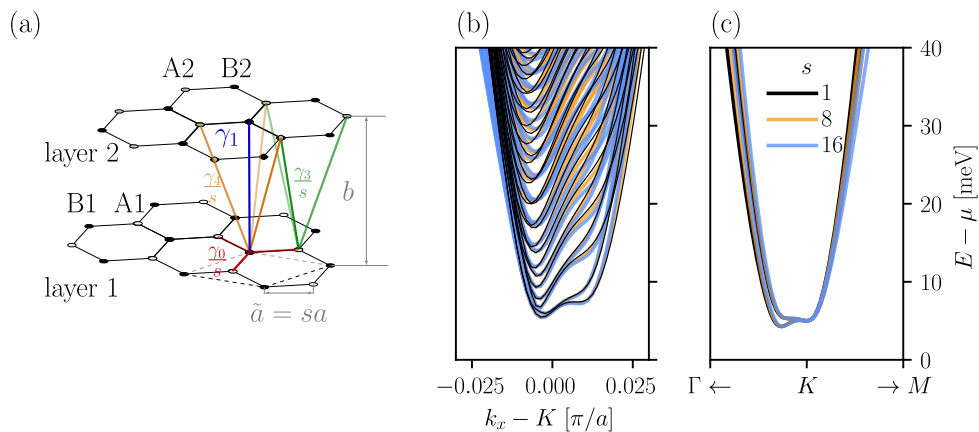


Figure 6: (a) Tight-binding model following the Slonczewski-Weiss-McClure parametrization. The scaling of the lattice constant $a \mapsto \tilde{a} = sa$ follows a correction $\gamma_i \mapsto \tilde{\gamma}_i = \gamma_i/s$ of the hoppings with in-plane component. Band structure of a normal quantum point contact (a) and bulk bilayer graphene (b) around the K point for different scaling factors s . We show a range of $E - \mu$ used in our transport calculation. The quantum point contact in panel (b) has the same parameters as Fig. 1(a). We add a layer imbalance the bulk calculations shown in (c) of $U = 5$ meV to match the gap of the point contact for comparison.

Acknowledgments

The authors acknowledge the inputs of Anton Akhmerov, Johanna Zijderfeld, Timo Hyart and Jose Lado, Josep Inglà-Aynés, Luca Banszerus, Valla Fatemi and Andrea Young for useful discussions on theoretical and experimental considerations. We thank Anton Akhmerov, Johanna Zijderfeld, and Isidora Araya Day for feedback on the manuscript.

Author contributions J.T. proposed to investigate gate-defined valley splitters. A.M. and J.T. proposed possible applications. All authors conceived the layout of the devices, performed numerical simulations and prepared the manuscript. A.M. supervised the project.

Funding information The project received funding from the European Research Council (ERC) under the European Union’s Horizon 2020 research and innovation program grant agreement No. 828948 (AndQC).

Data availability All code used in the manuscript is available on Zenodo [68].

A Scaled model in a honeycomb structure

The simulation of micrometer-sized devices is computationally demanding. Thus, we rescale the Slonczewski-Weiss-McClure tight-binding model illustrated in Fig. 6(a) following a procedure inspired by Ref. [69]. While other discretization schemes have been proposed for Bernal bilayer graphene [70], our procedure preserves the lattice structure and trigonal warping effects. The goal of our rescaling scheme is to preserve the low-energy Hamiltonian. Thus, all

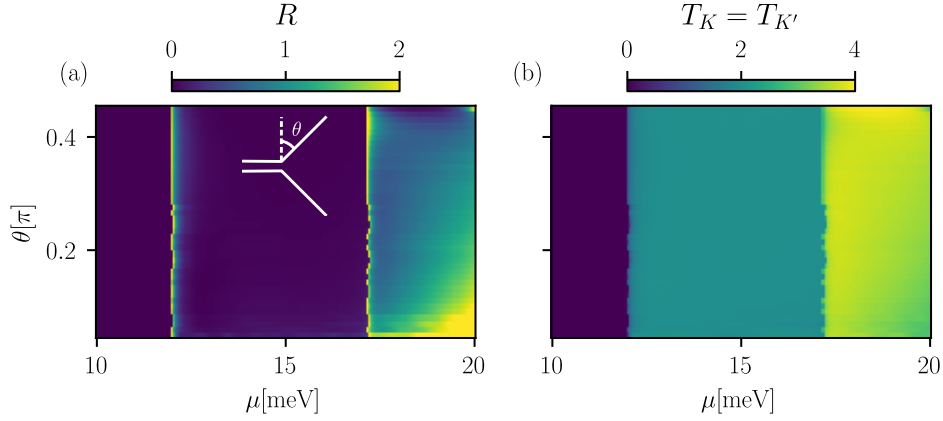


Figure 7: Reflection (a) and transmission (b) probabilities of injected modes as a function of the arm angle θ when the injected modes come from the lower QPC (see Fig. 1 (c)). The transmission to the left and right leads, namely T_K and $T_{K'}$ is symmetric. The inset shows the angle θ between the helical channels.

hoppings with in-plane components are rescaled as $\gamma_i \mapsto \gamma_i/s$ whereas the only purely out-of-plane hopping γ_1 is kept as is.

We verify that our scaling scheme preserves the low-energy dispersion comparing the dispersion of a quantum point contact (Fig. 6(b)) and the bulk dispersion (Fig. 6(b)) for different scaling factors s . In our transport simulations, we choose $s = 16$, resulting in $\tilde{a} = 16a \approx 2.3$ nm. Although we choose s considerably larger than similar works, our choice is well-justified by a simple comparison between length scales, similar to the description in Ref. [69]. The magnetic length $l_B = \sqrt{\hbar/eB} \approx 25$ nm, the screening length is 60 nm, and the Fermi wavelength is comparable to the width of the narrow channel of 150 nm. Thus \tilde{a} is the smaller length scale in our simulations by at least an order of magnitude. Previous works kept values of s to explore a high-magnetic field regime with $B \sim 10$ T, leading to $l_B \sim 10$ nm [69, 70].

B Robustness to the splitter angle

The propagation of helical edge states along the domain wall where the displacement field changes sign is topologically protected. Thus, the transmission of helical edge states is independent of the underlying lattice orientation. As a consequence, the device has perfect helical transmission regardless of the angle between the helical channels. In Fig. 7, we show the transmission (panel (a)) and reflection (panel (b)) probabilities of injected modes as a function of the arm angle θ (indicated as an inset in panel Fig. 7(a)). We observe that in the operational range ($T_K = T_{K'} = 2$) the transmission and reflection are insensitive to θ . The operational range corresponds to the lowest band of the injecting channel. For higher bands the transmission and reflection probabilities are not perfect, but the valley polarization is still preserved. Furthermore, the reflection probability peaks at the bottom of the band because the velocities of injecting modes vanish.

References

- [1] C. R. Dean et al., *Boron nitride substrates for high-quality graphene electronics*, Nat. Nanotechnol. **5**, 722 (2010), doi:[10.1038/nnano.2010.172](https://doi.org/10.1038/nnano.2010.172).
- [2] C. Dean et al., *Graphene based heterostructures*, Solid State Commun. **152**, 1275 (2012), doi:[10.1016/j.ssc.2012.04.021](https://doi.org/10.1016/j.ssc.2012.04.021).
- [3] B. Standley, A. Mendez, E. Schmidgall and M. Bockrath, *Graphene-graphite oxide field-effect transistors*, Nano Lett. **12**, 1165 (2012), doi:[10.1021/nl2028415](https://doi.org/10.1021/nl2028415).
- [4] M. Eich et al., *Spin and valley states in gate-defined bilayer graphene quantum dots*, Phys. Rev. X **8**, 031023 (2018), doi:[10.1103/physrevx.8.031023](https://doi.org/10.1103/physrevx.8.031023).
- [5] L. Banszerus, B. Frohn, A. Epping, D. Neumaier, K. Watanabe, T. Taniguchi and C. Stampfer, *Gate-defined electron-hole double dots in bilayer graphene*, Nano Lett. **18**, 4785 (2018), doi:[10.1021/acs.nanolett.8b01303](https://doi.org/10.1021/acs.nanolett.8b01303).
- [6] H. Zhou et al., *Isospin magnetism and spin-polarized superconductivity in Bernal bilayer graphene*, Science **375**, 774 (2022), doi:[10.1126/science.abm8386](https://doi.org/10.1126/science.abm8386).
- [7] K. Huang, H. Fu, D. R. Hickey, N. Alem, X. Lin, K. Watanabe, T. Taniguchi and J. Zhu, *Valley isospin controlled fractional quantum Hall states in bilayer graphene*, Phys. Rev. X **12**, 031019 (2022), doi:[10.1103/physrevx.12.031019](https://doi.org/10.1103/physrevx.12.031019).
- [8] S. C. de la Barrera, S. Aronson, Z. Zheng, K. Watanabe, T. Taniguchi, Q. Ma, P. Jarillo-Herrero and R. Ashoori, *Cascade of isospin phase transitions in Bernal-stacked bilayer graphene at zero magnetic field*, Nat. Phys. **18**, 771 (2022), doi:[10.1038/s41567-022-01616-w](https://doi.org/10.1038/s41567-022-01616-w).
- [9] Y. Cao et al., *Correlated insulator behaviour at half-filling in magic-angle graphene superlattices*, Nature **556**, 80 (2018), doi:[10.1038/nature26154](https://doi.org/10.1038/nature26154).
- [10] S. Chatterjee, T. Wang, E. Berg and M. P. Zaletel, *Inter-valley coherent order and isospin fluctuation mediated superconductivity in rhombohedral trilayer graphene*, Nat. Commun. **13**, 6013 (2022), doi:[10.1038/s41467-022-33561-w](https://doi.org/10.1038/s41467-022-33561-w).
- [11] K. P. Nuckolls et al., *Quantum textures of the many-body wavefunctions in magic-angle graphene*, Nature **620**, 525 (2023), doi:[10.1038/s41586-023-06226-x](https://doi.org/10.1038/s41586-023-06226-x).
- [12] K. F. Mak, C. Hung Lui, J. Shan and T. F. Heinz, *Observation of an electric-field-induced band gap in bilayer graphene by infrared spectroscopy*, Phys. Rev. Lett. **102**, 256405 (2009), doi:[10.1103/physrevlett.102.256405](https://doi.org/10.1103/physrevlett.102.256405).
- [13] E. V. Castro, K. S. Novoselov, S. V. Morozov, N. M. R. Peres, J. M. B. L. dos Santos, J. Nilsson, F. Guinea, A. K. Geim and A. H. C. Neto, *Biased bilayer graphene: Semiconductor with a gap tunable by the electric field effect*, Phys. Rev. Lett. **99**, 216802 (2007), doi:[10.1103/physrevlett.99.216802](https://doi.org/10.1103/physrevlett.99.216802).
- [14] J. B. Oostinga, H. B. Heersche, X. Liu, A. F. Morpurgo and L. M. K. Vandersypen, *Gate-induced insulating state in bilayer graphene devices*, Nature Mater. **7**, 151 (2007), doi:[10.1038/nmat2082](https://doi.org/10.1038/nmat2082).
- [15] Y. Zhang, T.-T. Tang, C. Girit, Z. Hao, M. C. Martin, A. Zettl, M. F. Crommie, Y. R. Shen and F. Wang, *Direct observation of a widely tunable bandgap in bilayer graphene*, Nature **459**, 820 (2009), doi:[10.1038/nature08105](https://doi.org/10.1038/nature08105).

- [16] M. T. Allen, J. Martin and A. Yacoby, *Gate-defined quantum confinement in suspended bilayer graphene*, Nat. Commun. **3**, 934 (2012), doi:[10.1038/ncomms1945](https://doi.org/10.1038/ncomms1945).
- [17] H. Overweg et al., *Electrostatically induced quantum point contacts in bilayer graphene*, Nano Lett. **18**, 553 (2017), doi:[10.1021/acs.nanolett.7b04666](https://doi.org/10.1021/acs.nanolett.7b04666).
- [18] A. S. M. Goossens, S. C. M. Driessen, T. A. Baart, K. Watanabe, T. Taniguchi and L. M. K. Vandersypen, *Gate-defined confinement in bilayer graphene-hexagonal boron nitride hybrid devices*, Nano Lett. **12**, 4656 (2012), doi:[10.1021/nl301986q](https://doi.org/10.1021/nl301986q).
- [19] K. Sakanashi et al., *Valley polarized conductance quantization in bilayer graphene narrow quantum point contact*, Appl. Phys. Lett. **118**, 263102 (2021), doi:[10.1063/5.0052845](https://doi.org/10.1063/5.0052845).
- [20] C. Gold, A. Knothe, A. Kurzmann, A. Garcia-Ruiz, K. Watanabe, T. Taniguchi, V. Fal'ko, K. Ensslin and T. Ihn, *Coherent jetting from a gate-defined channel in bilayer graphene*, Phys. Rev. Lett. **127**, 046801 (2021), doi:[10.1103/physrevlett.127.046801](https://doi.org/10.1103/physrevlett.127.046801).
- [21] J. Ingla-Aynés, A. L. R. Manesco, T. S. Ghiasi, S. Volosheniuk, K. Watanabe, T. Taniguchi and H. S. J. van der Zant, *Specular electron focusing between gate-defined quantum point contacts in bilayer graphene*, Nano Lett. **23**, 5453 (2023), doi:[10.1021/acs.nanolett.3c00499](https://doi.org/10.1021/acs.nanolett.3c00499).
- [22] J. Ingla-Aynés, A. L. R. Manesco, T. S. Ghiasi, K. Watanabe, T. Taniguchi and H. S. J. van der Zant, *A ballistic electron source with magnetically-controlled valley polarization in bilayer graphene*, Phys. Rev. Lett. **133**, 156301 (2024), doi:[10.1103/PhysRevLett.133.156301](https://doi.org/10.1103/PhysRevLett.133.156301).
- [23] R. Garreis et al., *Long-lived valley states in bilayer graphene quantum dots*, Nat. Phys. **20**, 428 (2024), doi:[10.1038/s41567-023-02334-7](https://doi.org/10.1038/s41567-023-02334-7).
- [24] L. Banszerus, K. Hecker, L. Wang, S. Möller, K. Watanabe, T. Taniguchi, G. Burkard, C. Volk and C. Stampfer, *Phonon-limited valley life times in single-particle bilayer graphene quantum dots*, (arXiv preprint) doi:[10.48550/arXiv.2402.16691](https://doi.org/10.48550/arXiv.2402.16691).
- [25] C. Tong et al., *Tunable valley splitting and bipolar operation in graphene quantum dots*, Nano Lett. **21**, 1068 (2021), doi:[10.1021/acs.nanolett.0c04343](https://doi.org/10.1021/acs.nanolett.0c04343).
- [26] Y. Lee et al., *Tunable valley splitting due to topological orbital magnetic moment in bilayer graphene quantum point contacts*, Phys. Rev. Lett. **124**, 126802 (2020), doi:[10.1103/physrevlett.124.126802](https://doi.org/10.1103/physrevlett.124.126802).
- [27] M. Titov and C. W. J. Beenakker, *Josephson effect in ballistic graphene*, Phys. Rev. B **74**, 041401 (2006), doi:[10.1103/physrevb.74.041401](https://doi.org/10.1103/physrevb.74.041401).
- [28] A. R. Akhmerov and C. W. J. Beenakker, *Detection of valley polarization in graphene by a superconducting contact*, Phys. Rev. Lett. **98**, 157003 (2007), doi:[10.1103/physrevlett.98.157003](https://doi.org/10.1103/physrevlett.98.157003).
- [29] C. W. J. Beenakker, *Colloquium: Andreev reflection and Klein tunneling in graphene*, Rev. Mod. Phys. **80**, 1337 (2008), doi:[10.1103/revmodphys.80.1337](https://doi.org/10.1103/revmodphys.80.1337).
- [30] Z. P. Niu, *Valley controlled Andreev reflection and valley-switch effect in graphene-based superconducting hybrid structures*, J. Phys.: Condens. Matter **31**, 485701 (2019), doi:[10.1088/1361-648x/ab351b](https://doi.org/10.1088/1361-648x/ab351b).

- [31] L. Zhao et al., *Interference of chiral Andreev edge states*, Nat. Phys. **16**, 862 (2020), doi:[10.1038/s41567-020-0898-5](https://doi.org/10.1038/s41567-020-0898-5).
- [32] A. Manesco, I. M. Flór, C.-X. Liu and A. Akhmerov, *Mechanisms of Andreev reflection in quantum Hall graphene*, SciPost Phys. Core **5**, 045 (2022), doi:[10.21468/scipostphyscore.5.3.045](https://doi.org/10.21468/scipostphyscore.5.3.045).
- [33] S. Bhandari, G.-H. Lee, K. Watanabe, T. Taniguchi, P. Kim and R. M. Westervelt, *Imaging Andreev reflection in graphene*, Nano Lett. **20**, 4890 (2020), doi:[10.1021/acs.nanolett.0c00903](https://doi.org/10.1021/acs.nanolett.0c00903).
- [34] Y. Zhang, Y. Su and L. He, *Local Berry phase signatures of bilayer graphene in intervalley quantum interference*, Phys. Rev. Lett. **125**, 116804 (2020), doi:[10.1103/physrevlett.125.116804](https://doi.org/10.1103/physrevlett.125.116804).
- [35] X. Liu, G. Farahi, C.-L. Chiu, Z. Papic, K. Watanabe, T. Taniguchi, M. P. Zaletel and A. Yazdani, *Visualizing broken symmetry and topological defects in a quantum Hall ferromagnet*, Science **375**, 321 (2022), doi:[10.1126/science.abm3770](https://doi.org/10.1126/science.abm3770).
- [36] I. Martin, Y. M. Blanter and A. F. Morpurgo, *Topological confinement in bilayer graphene*, Phys. Rev. Lett. **100**, 036804 (2008), doi:[10.1103/physrevlett.100.036804](https://doi.org/10.1103/physrevlett.100.036804).
- [37] J. Jung, F. Zhang, Z. Qiao and A. H. MacDonald, *Valley-Hall kink and edge states in multilayer graphene*, Phys. Rev. B **84**, 075418 (2011), doi:[10.1103/physrevb.84.075418](https://doi.org/10.1103/physrevb.84.075418).
- [38] T. Fabian, *Simulation of electronic transport in graphene systems*, PhD thesis, Technische Universität Wien, Vienna, Austria (2021), doi:[10.34726/HSS.2021.88068](https://doi.org/10.34726/HSS.2021.88068).
- [39] K. Prikozovich, *Valley-filters using kink states in bilayer graphene*, MSc thesis, Technische Universität Wien, Vienna, Austria (2022), doi:[10.34726/HSS.2022.93461](https://doi.org/10.34726/HSS.2022.93461).
- [40] J. Li, K. Wang, K. J. McFaul, Z. Zern, Y. Ren, K. Watanabe, T. Taniguchi, Z. Qiao and J. Zhu, *Gate-controlled topological conducting channels in bilayer graphene*, Nat. Nanotechnol. **11**, 1060 (2016), doi:[10.1038/nnano.2016.158](https://doi.org/10.1038/nnano.2016.158).
- [41] Y. Kang, X. Ni, X. Cheng, A. B. Khanikaev and A. Z. Genack, *Pseudo-spin-valley coupled edge states in a photonic topological insulator*, Nat. Commun. **9**, 3029 (2018), doi:[10.1038/s41467-018-05408-w](https://doi.org/10.1038/s41467-018-05408-w).
- [42] J. Li, R.-X. Zhang, Z. Yin, J. Zhang, K. Watanabe, T. Taniguchi, C. Liu and J. Zhu, *A valley valve and electron beam splitter*, Science **362**, 1149 (2018), doi:[10.1126/science.aao5989](https://doi.org/10.1126/science.aao5989).
- [43] C. Park, *Magnetoelectrically controlled valley filter and valley valve in bilayer graphene*, Phys. Rev. Appl. **11**, 044033 (2019), doi:[10.1103/PhysRevApplied.11.044033](https://doi.org/10.1103/PhysRevApplied.11.044033).
- [44] H. Chen, P. Zhou, J. Liu, J. Qiao, B. Oezylmaz and J. Martin, *Gate controlled valley polarizer in bilayer graphene*, Nat. Commun. **11**, 1202 (2020), doi:[10.1038/s41467-020-15117-y](https://doi.org/10.1038/s41467-020-15117-y).
- [45] K. Huang, H. Fu, K. Watanabe, T. Taniguchi and J. Zhu, *High-temperature quantum valley Hall effect with quantized resistance and a topological switch*, Science **385**, 657 (2024), doi:[10.1126/science.adj3742](https://doi.org/10.1126/science.adj3742).
- [46] K. Davydov, X. Zhang, W. Ren, M. Coles, L. Kline, B. Zucker, K. Watanabe, T. Taniguchi and K. Wang, *Easy-to-configure zero-dimensional valley-chiral modes in a graphene point junction*, Sci. Adv. **10**, eadp6296 (2024), doi:[10.1126/sciadv.adp6296](https://doi.org/10.1126/sciadv.adp6296)

- [47] C. W. Groth, M. Wimmer, A. R. Akhmerov and X. Waintal, *Kwant: A software package for quantum transport*, New J. Phys. **16**, 063065 (2014), doi:[10.1088/1367-2630/16/6/063065](https://doi.org/10.1088/1367-2630/16/6/063065).
- [48] J. W. McClure, *Band structure of graphite and de Haas-van Alphen effect*, Phys. Rev. **108**, 612 (1957), doi:[10.1103/PhysRev.108.612](https://doi.org/10.1103/PhysRev.108.612).
- [49] J. C. Slonczewski and P. R. Weiss, *Band structure of graphite*, Phys. Rev. **109**, 272 (1958), doi:[10.1103/PhysRev.109.272](https://doi.org/10.1103/PhysRev.109.272).
- [50] J. W. McClure, *Theory of diamagnetism of graphite*, Phys. Rev. **119**, 606 (1960), doi:[10.1103/PhysRev.119.606](https://doi.org/10.1103/PhysRev.119.606).
- [51] E. McCann and M. Koshino, *The electronic properties of bilayer graphene*, Rep. Prog. Phys. **76**, 056503 (2013), doi:[10.1088/0034-4885/76/5/056503](https://doi.org/10.1088/0034-4885/76/5/056503).
- [52] A. B. Kuzmenko, I. Crassee, D. van der Marel, P. Blake and K. S. Novoselov, *Determination of the gate-tunable band gap and tight-binding parameters in bilayer graphene using infrared spectroscopy*, Phys. Rev. B **80**, 165406 (2009), doi:[10.1103/PhysRevB.80.165406](https://doi.org/10.1103/PhysRevB.80.165406).
- [53] I. M. Flór, A. Lacerda-Santos, G. Fleury, P. Roulleau and X. Waintal, *Positioning of edge states in a quantum Hall graphene pn junction*, Phys. Rev. B **105**, L241409 (2022), doi:[10.1103/physrevb.105.l241409](https://doi.org/10.1103/physrevb.105.l241409).
- [54] J. Li, H.-B. Leng, H. Fu, K. Watanabe, T. Taniguchi, X. Liu, C.-X. Liu and J. Zhu, *Superconducting proximity effect in a transparent van der Waals superconductor-metal junction*, Phys. Rev. B **101**, 195405 (2020), doi:[10.1103/physrevb.101.195405](https://doi.org/10.1103/physrevb.101.195405).
- [55] E. Colomés and M. Franz, *Antichiral edge states in a modified Haldane nanoribbon*, Phys. Rev. Lett. **120**, 086603 (2018), doi:[10.1103/physrevlett.120.086603](https://doi.org/10.1103/physrevlett.120.086603).
- [56] A. Ramires and J. L. Lado, *Electrically tunable gauge fields in tiny-angle twisted bilayer graphene*, Phys. Rev. Lett. **121**, 146801 (2018), doi:[10.1103/physrevlett.121.146801](https://doi.org/10.1103/physrevlett.121.146801).
- [57] H. Overweg et al., *Topologically nontrivial valley states in bilayer graphene quantum point contacts*, Phys. Rev. Lett. **121**, 257702 (2018), doi:[10.1103/physrevlett.121.257702](https://doi.org/10.1103/physrevlett.121.257702).
- [58] C. Mouldsdales, A. Knothe and V. Fal'ko, *Engineering of the topological magnetic moment of electrons in bilayer graphene using strain and electrical bias*, Phys. Rev. B **101**, 085118 (2020), doi:[10.1103/PhysRevB.101.085118](https://doi.org/10.1103/PhysRevB.101.085118).
- [59] A. Knothe and V. Fal'ko, *Influence of minivalleys and Berry curvature on electrostatically induced quantum wires in gapped bilayer graphene*, Phys. Rev. B **98**, 155435 (2018), doi:[10.1103/PhysRevB.98.155435](https://doi.org/10.1103/PhysRevB.98.155435).
- [60] L. Banszerus et al., *Spin-valley coupling in single-electron bilayer graphene quantum dots*, Nat. Commun. **12**, 5250 (2021), doi:[10.1038/s41467-021-25498-3](https://doi.org/10.1038/s41467-021-25498-3).
- [61] A. O. Denisov et al., *Ultra-long relaxation of a Kramers qubit formed in a bilayer graphene quantum dot*, (arXiv preprint) doi:[10.48550/arXiv.2403.08143](https://doi.org/10.48550/arXiv.2403.08143).
- [62] N. Bultinck, E. Khalaf, S. Liu, S. Chatterjee, A. Vishwanath and M. P. Zaletel, *Ground state and hidden symmetry of magic-angle graphene at even integer filling*, Phys. Rev. X **10**, 031034 (2020), doi:[10.1103/PhysRevX.10.031034](https://doi.org/10.1103/PhysRevX.10.031034).
- [63] M. Xie and S. Das Sarma, *Flavor symmetry breaking in spin-orbit coupled bilayer graphene*, Phys. Rev. B **107**, L201119 (2023), doi:[10.1103/physrevb.107.l201119](https://doi.org/10.1103/physrevb.107.l201119).

- [64] J. M. Koh, A. Thomson, J. Alicea and É. Lantagne-Hurtubise, *Symmetry-broken metallic orders in spin-orbit-coupled Bernal bilayer graphene*, Phys. Rev. B **110**, 245118 (2024), doi:[10.1103/PhysRevB.110.245118](https://doi.org/10.1103/PhysRevB.110.245118).
- [65] T. Arp et al., *Intervalley coherence and intrinsic spin-orbit coupling in rhombohedral trilayer graphene*, Nat. Phys. **20**, 1413 (2024), doi:[10.1038/s41567-024-02560-7](https://doi.org/10.1038/s41567-024-02560-7).
- [66] H. Kim et al., *Imaging inter-valley coherent order in magic-angle twisted trilayer graphene*, Nature **623**, 942 (2023), doi:[10.1038/s41586-023-06663-8](https://doi.org/10.1038/s41586-023-06663-8).
- [67] Y.-M. Xie, É. Lantagne-Hurtubise, A. F. Young, S. Nadj-Perge and J. Alicea, *Gate-defined topological Josephson junctions in Bernal bilayer graphene*, Phys. Rev. Lett. **131**, 146601 (2023), doi:[10.1103/PhysRevLett.131.146601](https://doi.org/10.1103/PhysRevLett.131.146601).
- [68] J. D. Torres Luna, K. Vilkelis and A. L. R. Manesco, *Probing valley phenomena with gate-defined valley splitters*, Zenodo (2024), doi:[10.5281/zenodo.11091444](https://doi.org/10.5281/zenodo.11091444).
- [69] M.-H. Liu, P. Rickhaus, P. Makk, E. Tóvári, R. Maurand, F. Tkatschenko, M. Weiss, C. Schönenberger and K. Richter, *Scalable tight-binding model for graphene*, Phys. Rev. Lett. **114**, 036601 (2015), doi:[10.1103/PhysRevLett.114.036601](https://doi.org/10.1103/PhysRevLett.114.036601).
- [70] S.-C. Chen, A. Mreńca-Kolasińska and M.-H. Liu, *Four-band effective square-lattice model for Bernal-stacked bilayer graphene*, Phys. Rev. Appl. **22**, 024039 (2024), doi:[10.1103/physrevapplied.22.024039](https://doi.org/10.1103/physrevapplied.22.024039).