

# Research by Design journal

Quinten van Buren

4836472

12-11-2024

# WEEK 1

## 02-09-2024

First week consisted mostly of reading up on the syllabus and meeting the studio.  
Also got divided into subgroups – History.

## Quinten van Buren

03-08-2000, The Hague



### Origin story

During the master I've completed one Public Building studio and started, but did not finish, another one. I chose Public Building as my graduation studio because of the influence this type of building has on its surroundings, physically, socially, visually and more. The way of architectural thinking the Public Building mastertrack provides is for me an interesting startingpoint on any design.

### Info

Country of origin: The Netherlands  
Student number: 4836472

### Skills

Infographics/data  
Mapping  
Architectural visualisation  
Diagrams

### Proficient programs

Rhino  
Lumion // Enscape  
Qgis  
Photoshop  
Indesign  
Illustrator

2018-2021

**Bouwkunde** Bachelor of Science  
*Delft University of Technology, Delft*

2021-2021

**Municipality** of Utrecht Department of Permits  
*Management of Registration of Addresses and Buildings*

2022-now

**Architecture** Master of Science  
*Delft University of Technology, Delft*  
*Msc1 Public Building (unfinished)*  
*Msc1 Dwelling, Fundamentals of Housing design*  
*Msc2 Public Building, Multiplicity and Identity*



# WEEK 2

## 09-09-2024

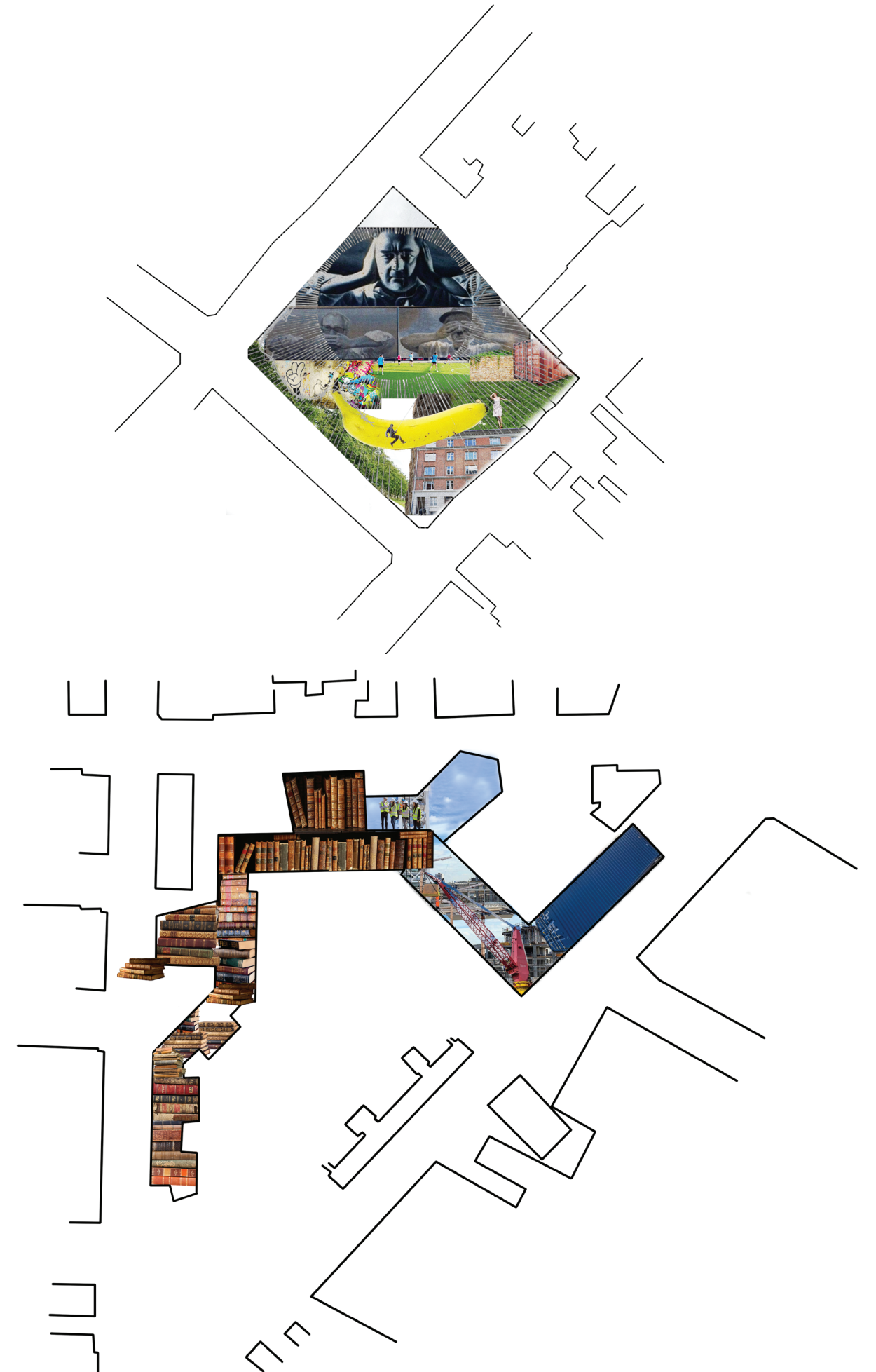
Second week we started doing research about the history of the building site and copenhagen, here I showed a gradient trough time from closed to more open architecture in correlation to greenery. This came forward after discussing pro- and antibiotic architecture, later we revised this.



# WEEK 3

## 16-09-2024

The third week, I spend all of my time organizing the studio together with the other compilers to create the excursion booklet, beside this we create our first version of Mappa Imagerinaria, where we talked about hotspots within our site. These hotspots are about how particular areas stand out while doing research using maps, so without any knowledge of the physical site. I did additional research about Jan Gehl, the projects he did and his way of working using a lot of practical information inspired me.





# WEEK 4

## 23-09-2024

This week was filled with the excursion, loads of rain, interesting interviews and visits.

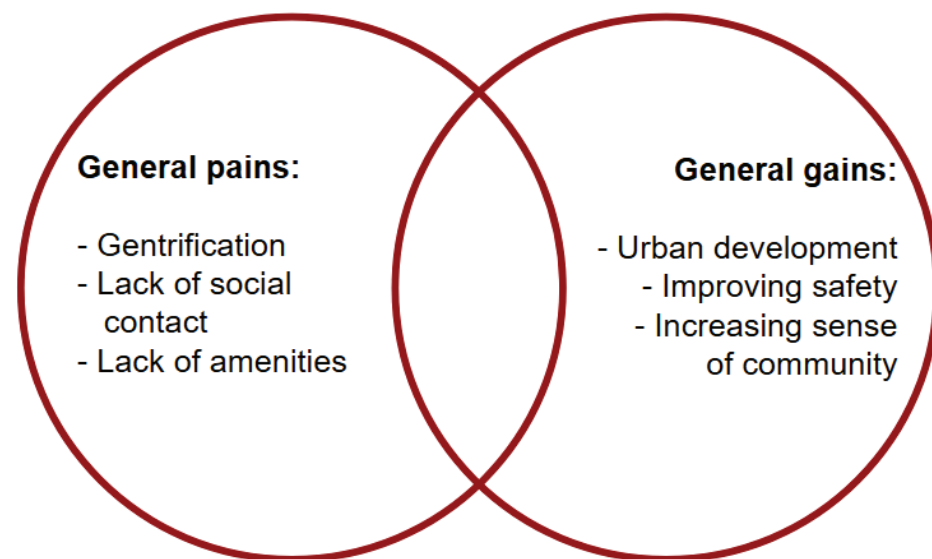
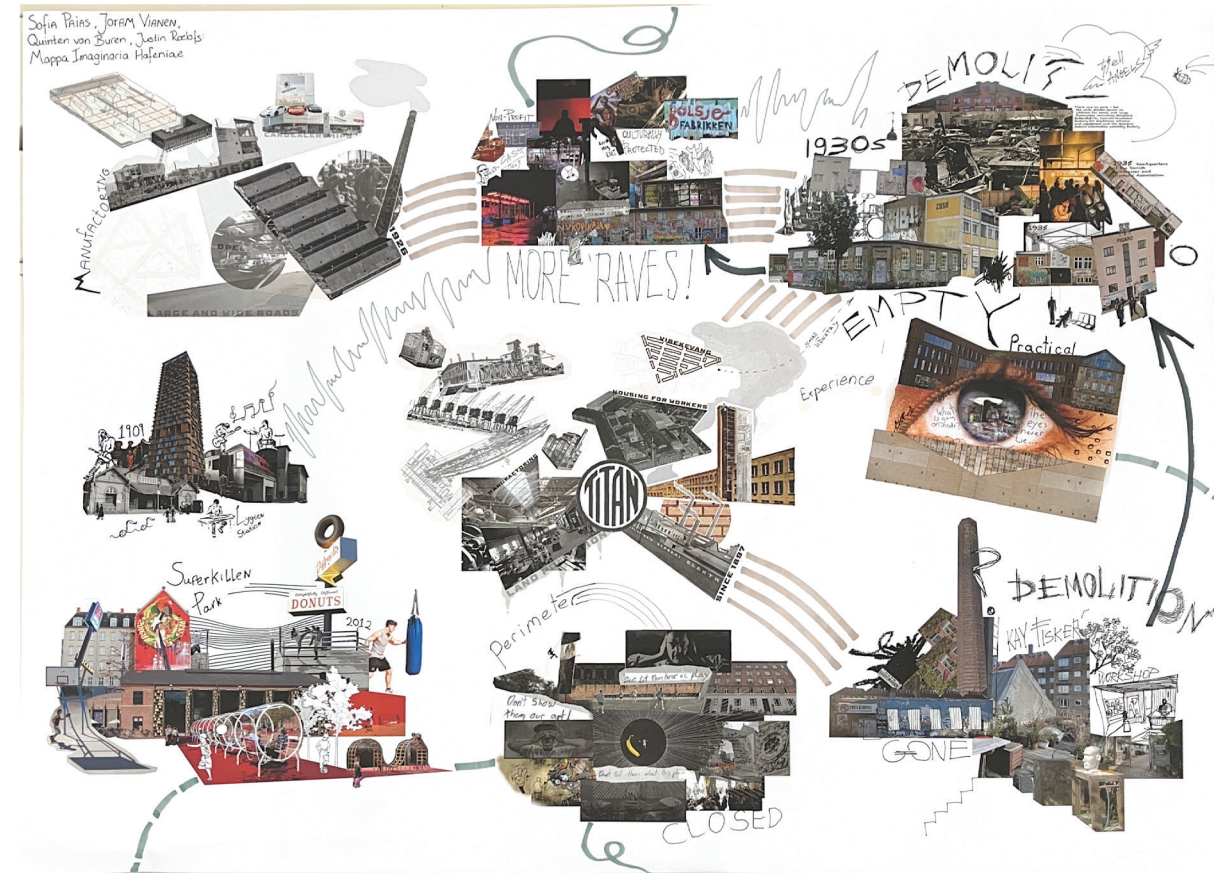




# WEEK 5

## 30-09-2024

In the fifth week we created a second version of Mappa Imagerinaria and a pitch about the interviews we conducted on the buildingsite and the industrial heritage on the building site.





## Interviews

In Budha bikes, a bike shop that reuses old bike to build new bikes and repairs bikes we talk to one of the repairman, Simon.

Q: What do you think of this area?

A: I love it, this area is amazing, the existing stuff is very good. We have no problems with neighbors complaining about noise or loud music.

Q: What should be added here?

A: Build a factory use it for a couple years and abandon it. So it creates an area like this. I would like to have an underground Michelin star restaurant here. But a café or bar would be really nice. Some commerce could be added. But actually it would remove a lot of the quality of this place. Adding commerce would make the area more expensive so a lot of the neighborhood won't be able to make use of the new facilities.

Q: how safe is it here?

A: Safety has improved a lot the last couple of years. This bikeshop has been here 9 years, and I know the owner a very long time, I work here since 5 years. So I have seen it change. There used to be drive by shootings here on a monthly basis. It was all drug related. But since the addition of the community center and the other community projects helping vulnerable youth it got a lot better. The owner of the muay thai sports center has so much respect that all of the youth listens to him he has a big influence in keeping the area safe. And keeping the youth in check.

Muhmet 28, A man standing outside an industrial hall where a birthday party takes place.

Q: What are you doing here?

A: A friend of me is hosting a party here. He got 27 yesterday.

Q: We are here for a project, designing a public building in this neighborhood, what would you add?

A: This is a difficult question, I and most of my friends think that you should not add anything.

The neighborhood is improving in quality already and adding something will make the neighborhood more expensive, most of the inhabitants won't be able to afford this. But if this wouldn't be a problem more gathering places or a café or restaurant would be nice.

Q: How safe is it here?

A: It has gotten a lot better in the past couple of years. In this area I feel very safe. There used to be a lot of violence, all drug related. Mostly Albanians.

3 friends are sitting together next to a playground, Musse 16 y.o. does most of the talking his friends are 13 and 14.

Q: What do you think of living here?

A: I like the place, because of the people, I love to socialize with my friends. Going to the football pitch is nice there I can meet my friends. There is many people with many different cultures and backgrounds which is nice.

Q: How safe do you feel here?

A: Very safe look at all the cameras around us. (!?)

Q: We are going to do a project that is about creating a public building in this area what do you miss here?


A: We like the public building that is already here, with the basketball court and football field on top. We go there sometimes. Another place to meet each other.



# WEEK 6

## 07-10-2024

This week I spend most time creating a timeline of what happend throughout the history of the buildingsite. And ordered it into 3 themes, law & administration, industrial and



history  
site visit pin-up  
10.10.24

Quinten van Buuren 4836472  
Joram Vianen 5960169  
Sofia Paas 6098223  
Justin Roelofs 4884329

impact




S

industrial heritage


Now the main entrance is the old harbor. We worked here for the past 20 years, before our workshop was in that triangular block for 50 years. I made sculptures out of old pavement stones. We got these stones during the renovation of the harbor. Area with workshops were damaged because they were very Diverse. We are opening a restaurant. We grow our greens and vegetables here. They'll demolish this block in January. Should named as the Sjaerdegade. It is located on! Nacked out. You can check our little garden upstairs! heritage status for the building to save it.




M



L



XL









# WEEK 7

## 14-10-2024

The 7th week I started thinking on what kind of program should be in the urban condenser. Assisting with this process of thinking of the practical program, our group, history, started discussing abstractly about relations of space in the realms of public, private; open, closed; visionlines and routing. These discussions and the physical diagrams we made about this informed us about how some physical aspects should related to each other.



# WEEK 8

## 21-10-2024

In the 8th week, I worked on the research proposal and the research by design pitch (see next pages).

### Hybridity in a Public Condenser

There is an important difference between hybrid and multi-functional, for a building to be hybrid different activities in the building must interact and result in a new experience, which is not possible without intertwining functions and program.

A public condenser must be hybrid by nature, trying to condense different groups of people in a building can only happen if different groups are attracted to the same building by different means. One person comes to socialize another hear a lecture, if these two persons never meet, they are not 'condensed'

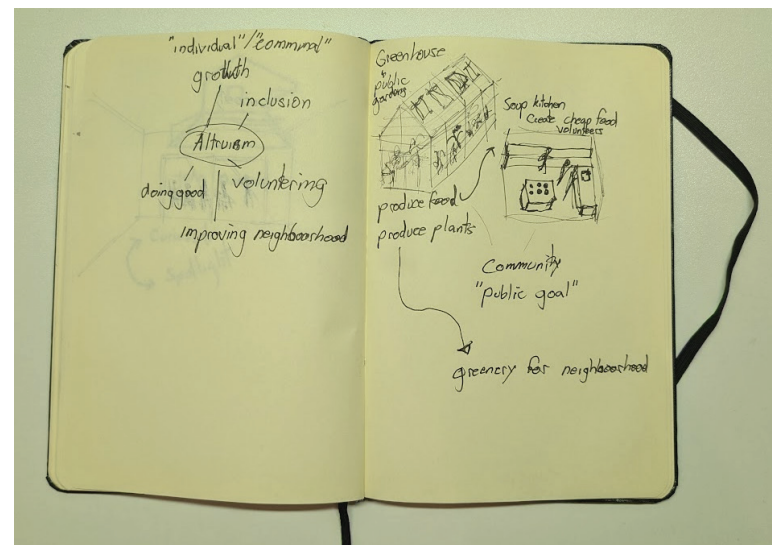
Can an undefined or empty space be hybrid? An empty space is always hybrid since its filled with possibilities of everything and being nothing at the same time. An empty space can one day be used as an exhibition space, the next it can be used to play tag and next year an extension of the space beside it can be build. Embedding spaces that are flexible and futureproof are a good way of adding hybridity to a building. Only adding possibilities is not a solution or an interesting way of designing a public condenser.

The functions of hybrid spaces must help each other to a new level. A lot of symbioses of hybrid space are parasitical. Like joining a coffee bar and a library. Drinking coffee while reading is nice. Therefore, the library function got better by joining a cafe to it. But a cafe where everyone must sit in silence so they can concentrate on their books is not the best cafe.

Finding what functions or space can work together with mutual benefits would be a good approach to building hybrid. But maybe diluting the quality of one of the functions to improve another is not that bad. Both approaches should co-exist, if the quality of the whole is better than the sum of its parts. Educational spaces and exhibition spaces joined together can mutually benefit each other having public influence and input to an exhibition created by the educational program, brings education to visitors and brings possibilities to learn from their experiences to the educational program. Having program that produces waste that is valuable for another program would be mutually beneficial. A coffee-cafe that produces a lot of coffee grounds, which are thrown away, can be used for growing plants in community gardens.

Having spaces flow from one into another without a strict barrier would be a possibility to create hybrid spaces. This way there would be no certain point where the planned program changes into the next one but there will be a transition space, some sort of spatial fluidity, housing both types of program at the same time. Although not all types of program would fit this. The Tate Modern in London is a perfect example of this carried out well, which is a public cultural centre and a museum at the same time, with spaces that are only museum exhibits, public event spaces and spaces that are both.

The advantage of this approach is that there is more interaction this way, this is caused by the blurring of the boundaries of the spaces, making wandering with a lack of planned direction in a building possible.





# Interviews with residents from the neighbourhood, reoccurring theme

Quinten van Buren  
4836472  
25-10-2024

"Don't add anything to this neighborhood, it will make everything too **expensive**"

"Make an area like this (Bolsjenfabrikken), to create **cheap** workspaces and opportunities"

"The addition of horeca will be nice and some commerce, wait no commerce would only **attract the rich**"





# At least 4 different religions in and around the site

Quinten van Buren  
4836472  
25-10-2024





# Additional information on context

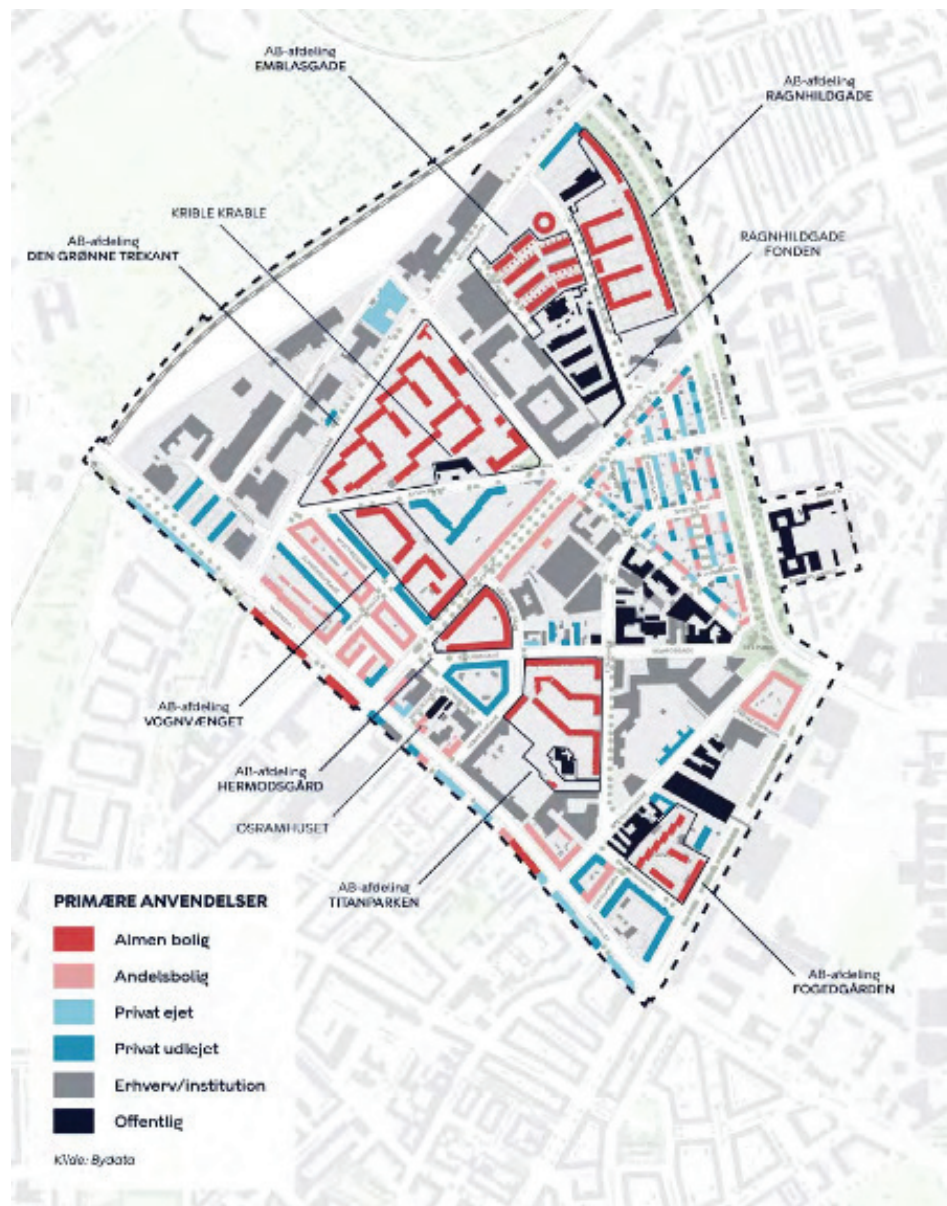
Inspiring initiative in the neighbourhood, selling local produce of farmers at close to cost pricing. Providing fresh, healthy and qualitative food for the residents.



High percentage of low income rental housing, 21% immigrants with a non-western background

New community projects improving safety, inclusivity and sense of community

Rich history of neglectance, problems and violence



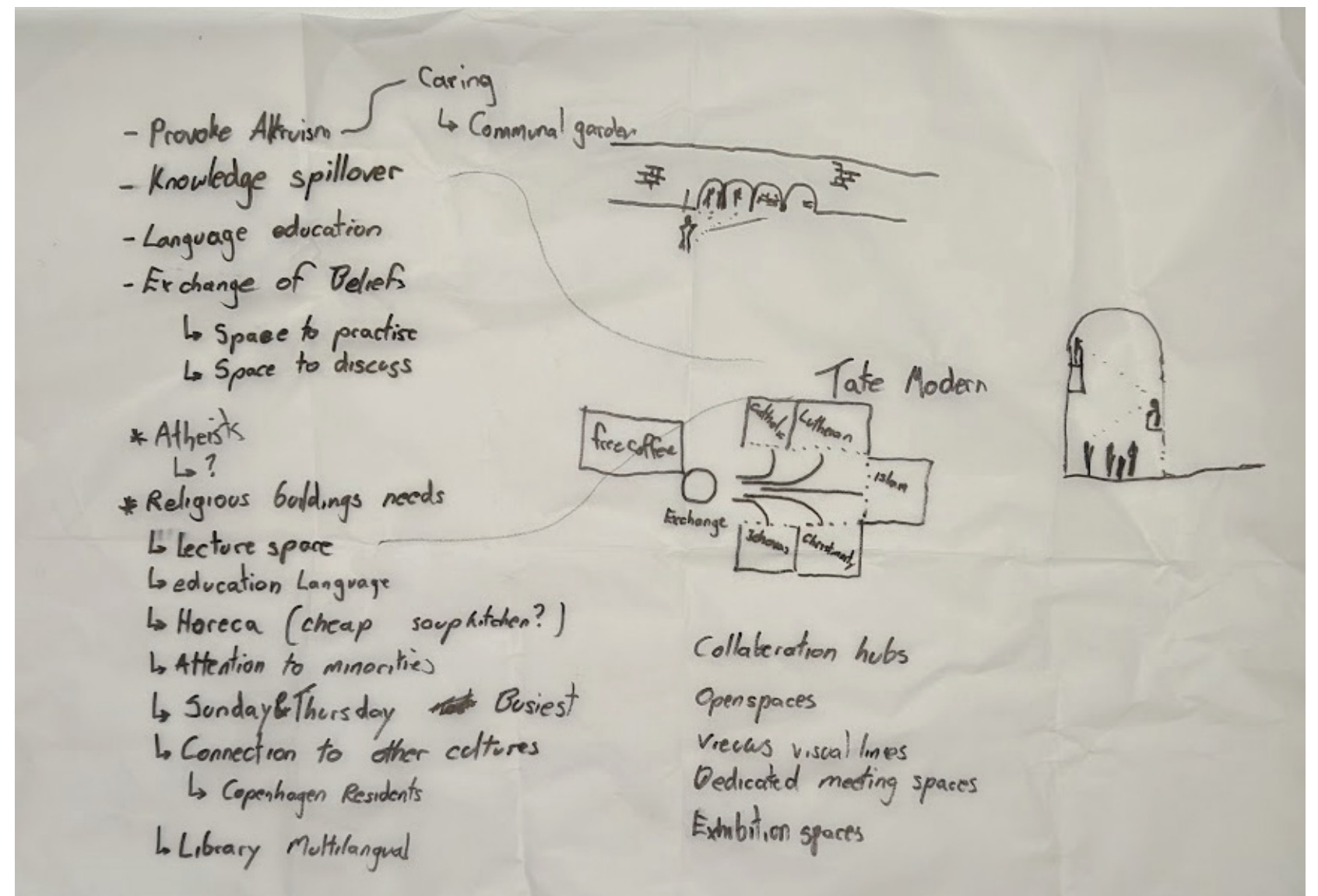
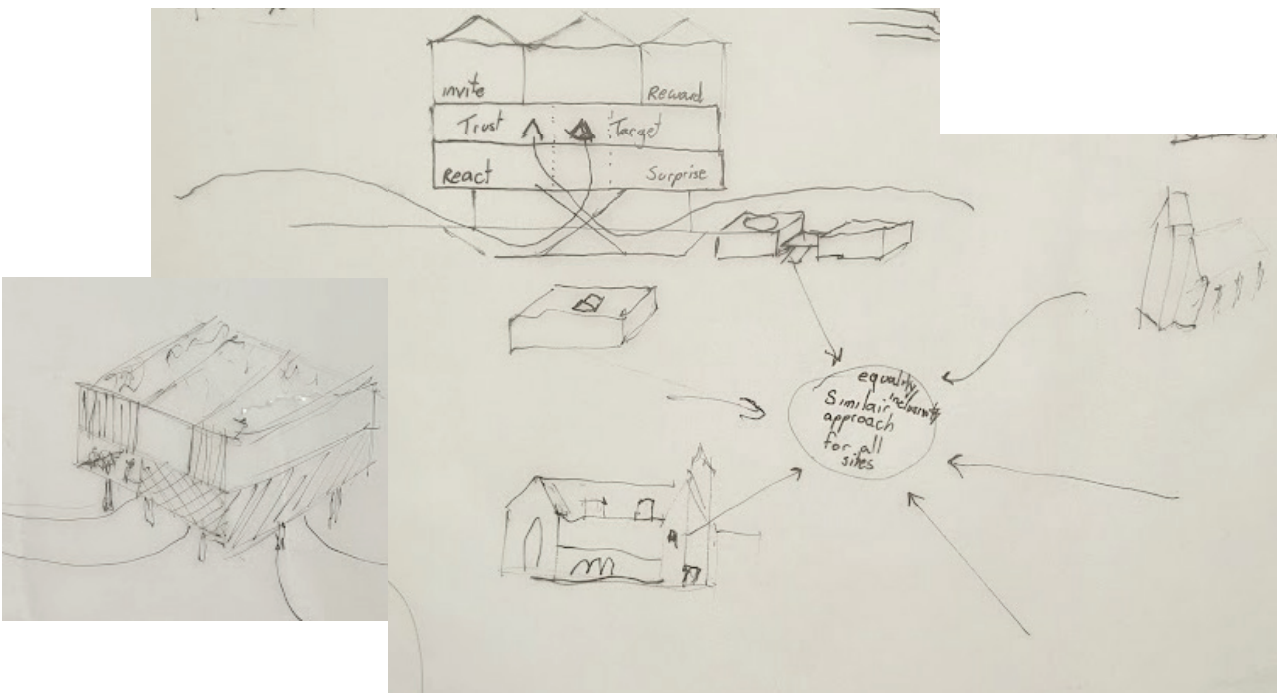
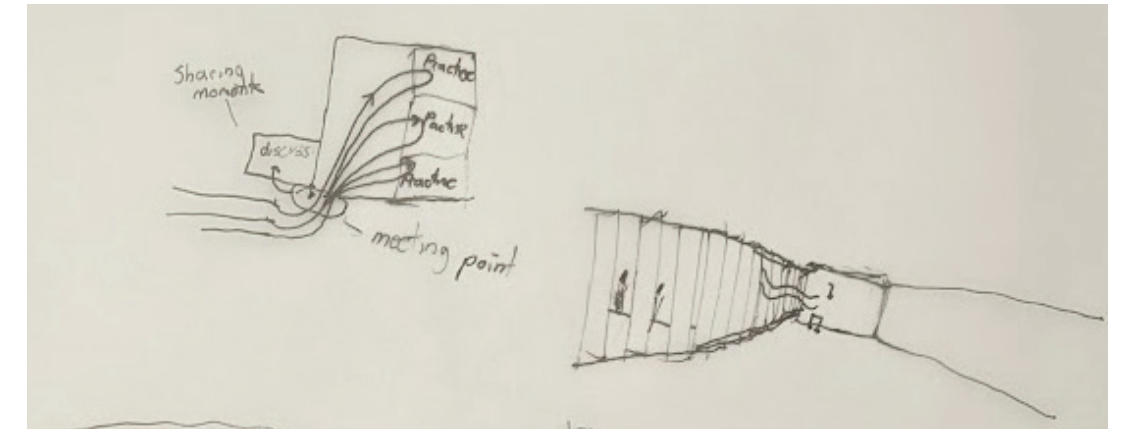
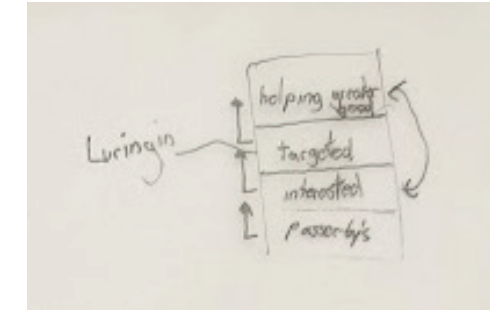
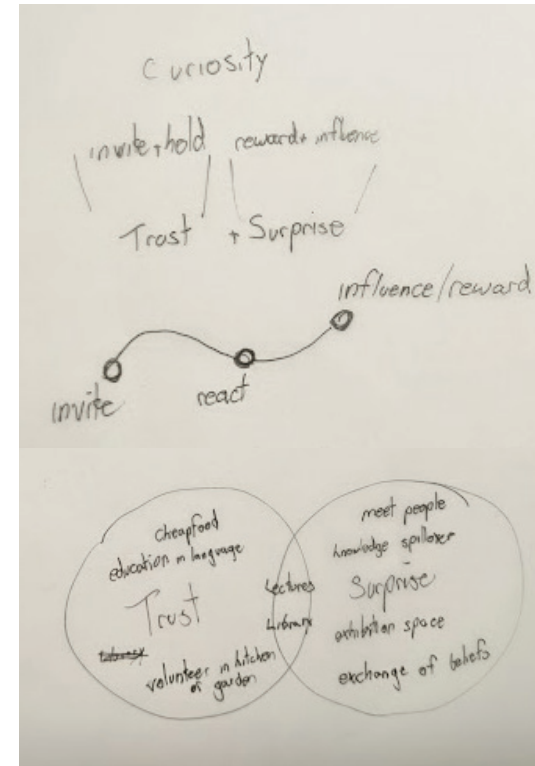


How might we design a public building improving the living conditions and amenities for all different religions and residents in order to improve inclusivity without causing gentrification and rise of costs in the neighborhood?

# WEEK 9


## 28-10-2024

In the 9th week I spend time finding the properties of the religious buildings nearby (see next page) and sketching possible principles to aid programmatic questions





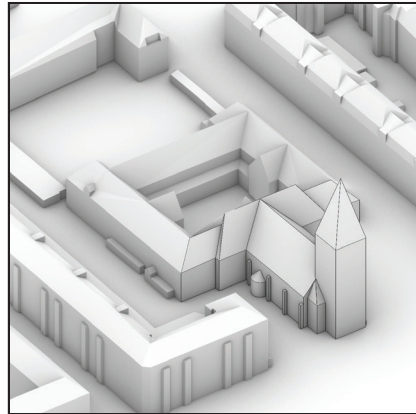
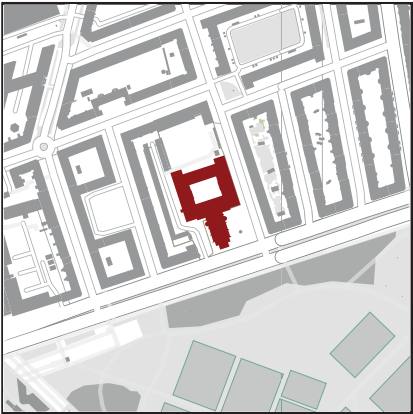
Taksigelseskirken



General info:

- Lutheran Church
- Frederik Kiørboe
- 1927
- Sunday and thursday
- Lundehus church combined
- Aimed at young families
- Fairyland, childrenplay center

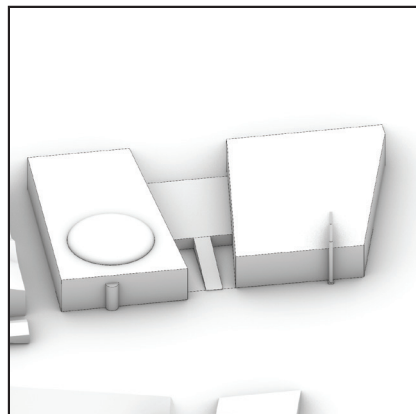
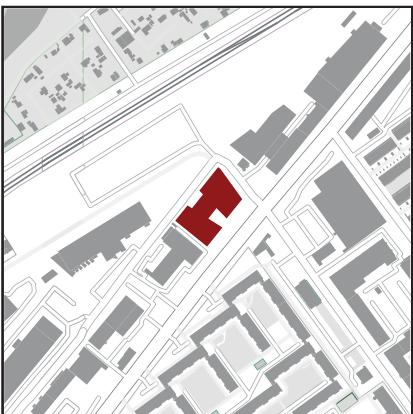
Sankt Augustins Kirke



General info:

- Catholic church
- Emil Jørgensen
- 1912
- Every day open
- Danish, English, Polish, German
- Academically foccused
- Youth
- AA meetings
- Connected to school

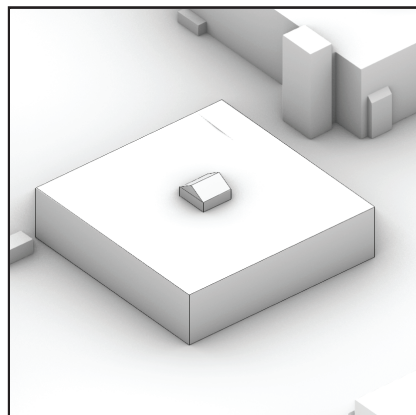
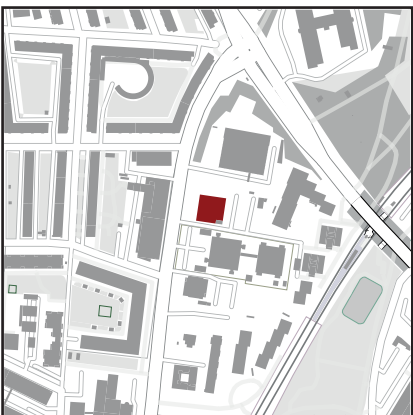
Hamad Bin Khalifa  
Civilisation Centre & Mosque



General info:

- Islam
- Metin Aydin
- 2014
- First minaret
- Daily prayer
- Daycare for youth and elderly
- Building bridges to society
- Development
- Grillroom/horeca attached

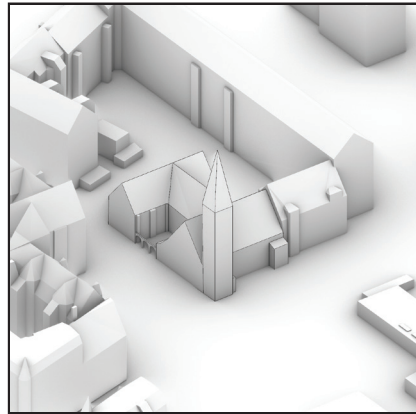
Jehovas Vidners Rigssal



General info:

- Jehovas witnesses
- Thursdays and Sundays
- Also meetings in Romanian
- Skylight in Kingdomhal
- Library
- Next to a designschool building built in the same style

Kingos Kirke



General info:

- Lutheran Church
- Kristoffer Varming
- 1910
- Sunday and Wednesday
- Womans café
- Daily activities
- Elderly, students, internationals, families
- connected to parishhouse, place for activities and events

# WEEK 10

## 04-11-2024

In the 10th week, I prepped everything for P1.  
See next pages.

# Exchanging beliefs to provoke altruism

P1 Public building

Quinten van Buren

7-11-2024



## Problem statement

How might we design a public building improving the living conditions and amenities for all different religions and residents in order to improve inclusivity and taking away fear of gentrification and rise of costs in the neighborhood?

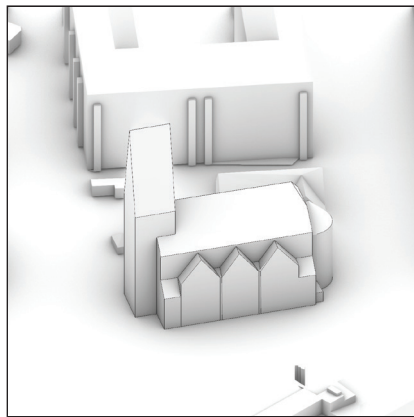
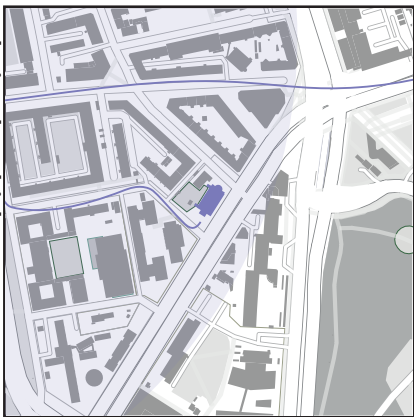




2 km

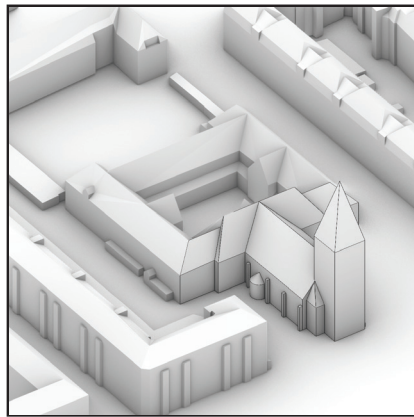


Taksigelseskirken



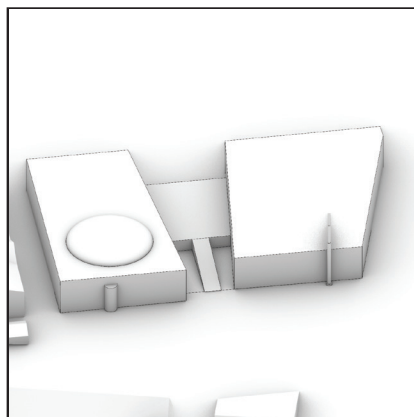
- General info:
- Lutheran Church
  - Frederik Kiørboe
  - 1927
  - Sunday and thursday
  - Lundehus church combined
  - Aimed at young families
  - Fairyland, childrenplay center

Sankt Augustins Kirke



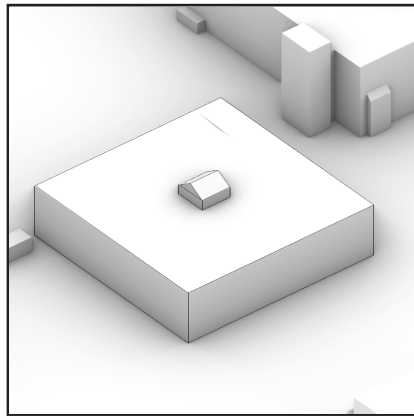
- General info:
- Catholic church
  - Emil Jørgensen
  - 1912
  - Every day open
  - Danish, English, Polish, German
  - Academically focussed
  - Youth
  - AA meetings
  - Connected to school

Hamad Bin Khalifa  
Civilisation Centre & Mosque



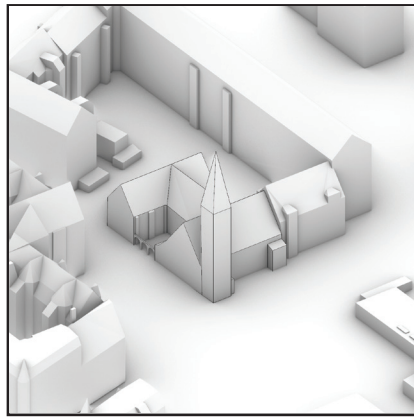
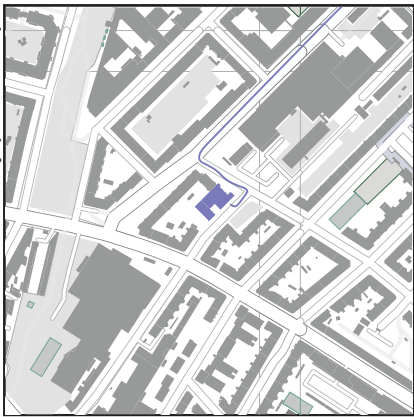
- General info:
- Islam
  - Metin Aydin
  - 2014
  - First minaret
  - Daily prayer
  - Daycare for youth and elderly
  - Building bridges to society
  - Development
  - Grillroom/horeca attached

Jehovas Vidners Rigssal



- General info:
- Jehovas witnesses
  - Thursdays and Sundays
  - Also meetings in Romanian
  - Skylight in Kingdomhal
  - Library
  - Next to a designschool building built in the same style

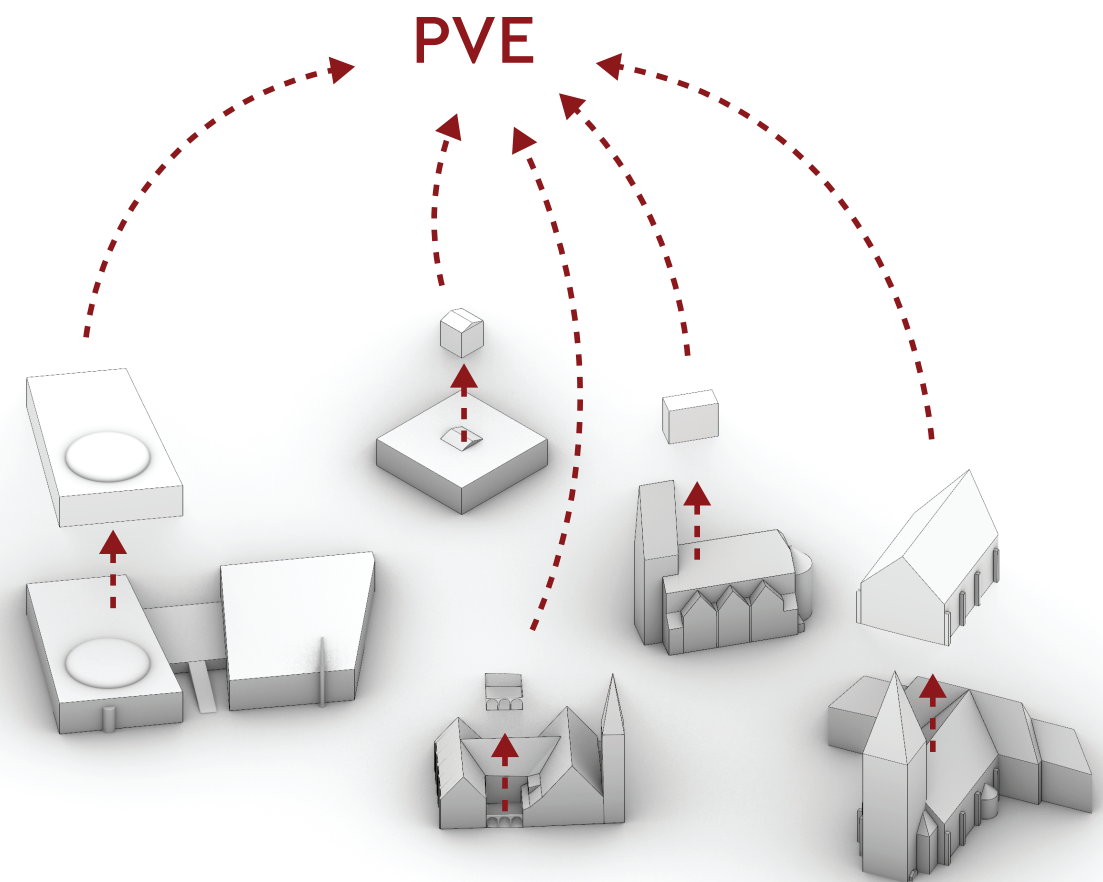
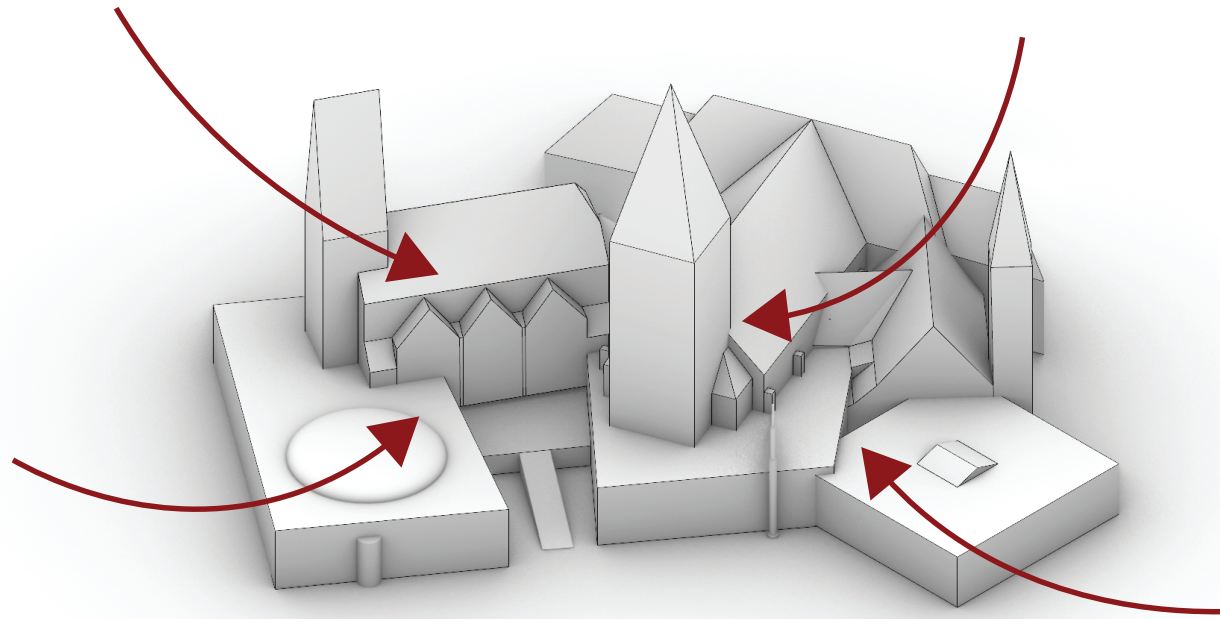
Kingos Kirke



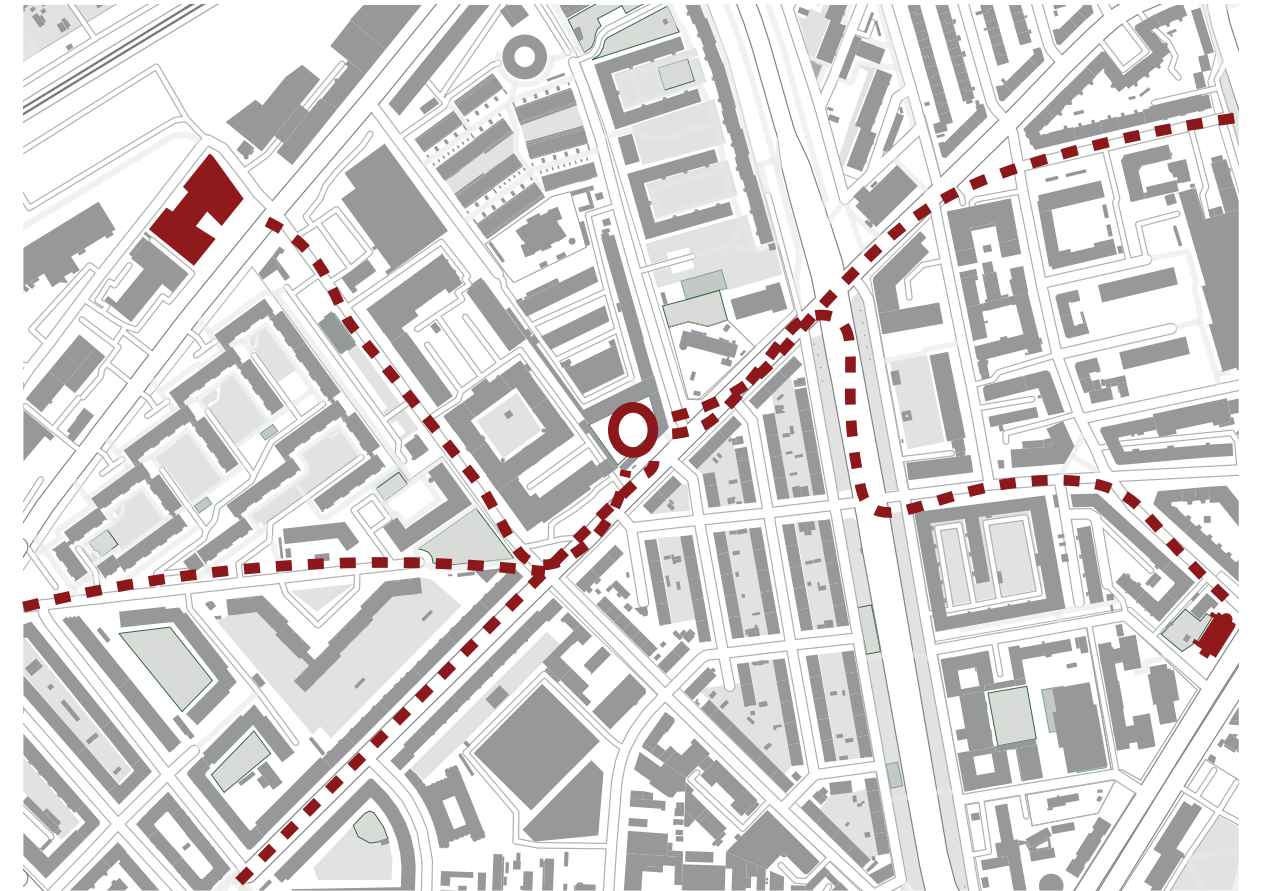
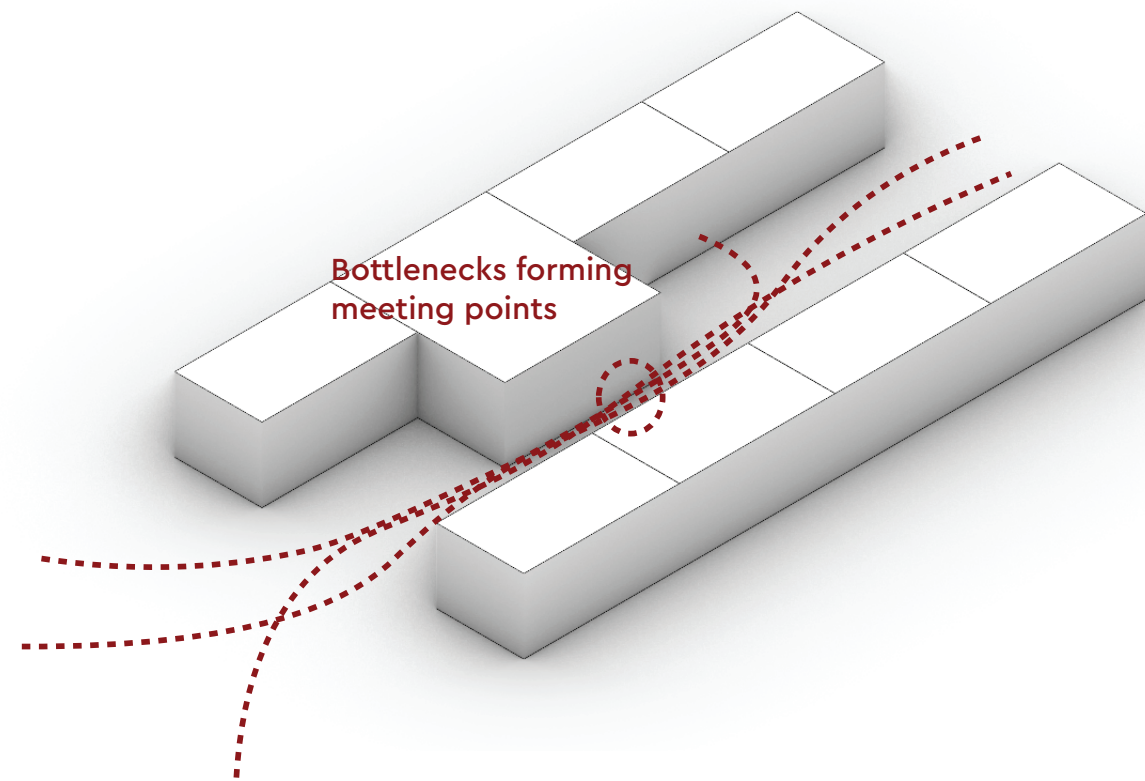
- General info:
- Lutheran Church
  - Kristoffer Varming
  - 1910
  - Sunday and Wednesday
  - Womans café
  - Daily activities
  - Elderly, students, internationals, families
  - connected to parishhouse, place for activities and events



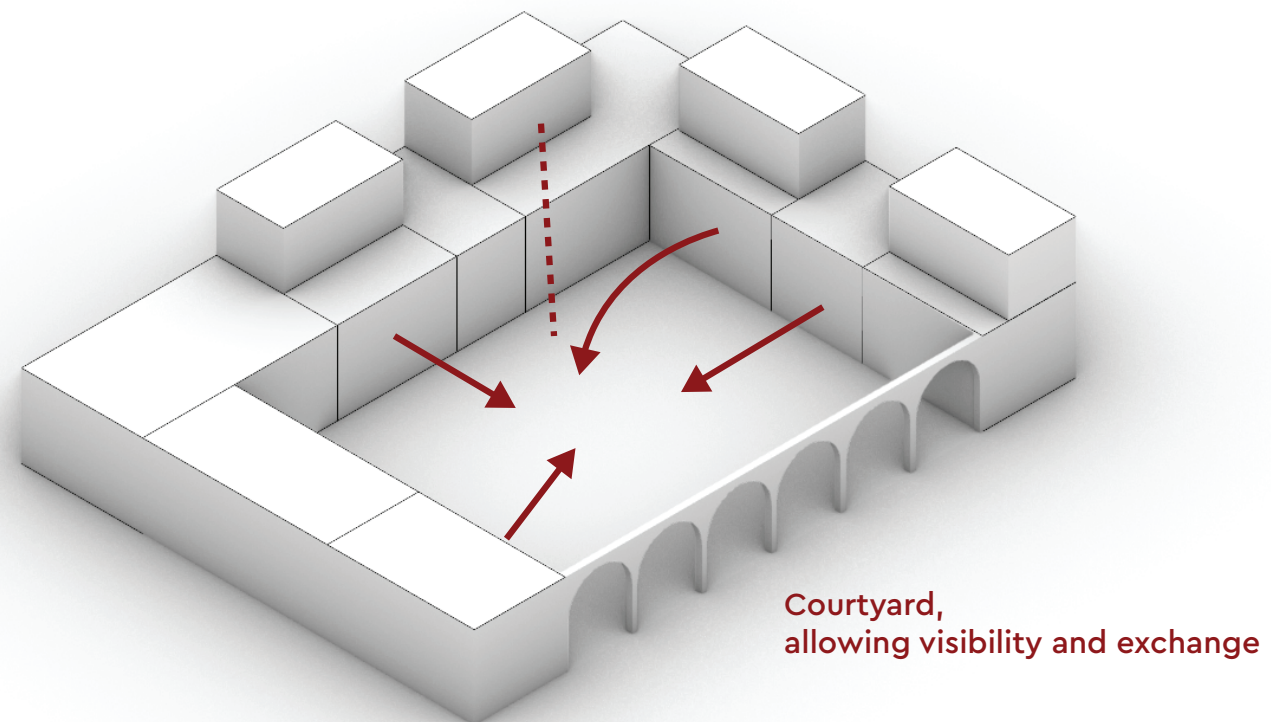
# Conclusions



# Exchange of beliefs

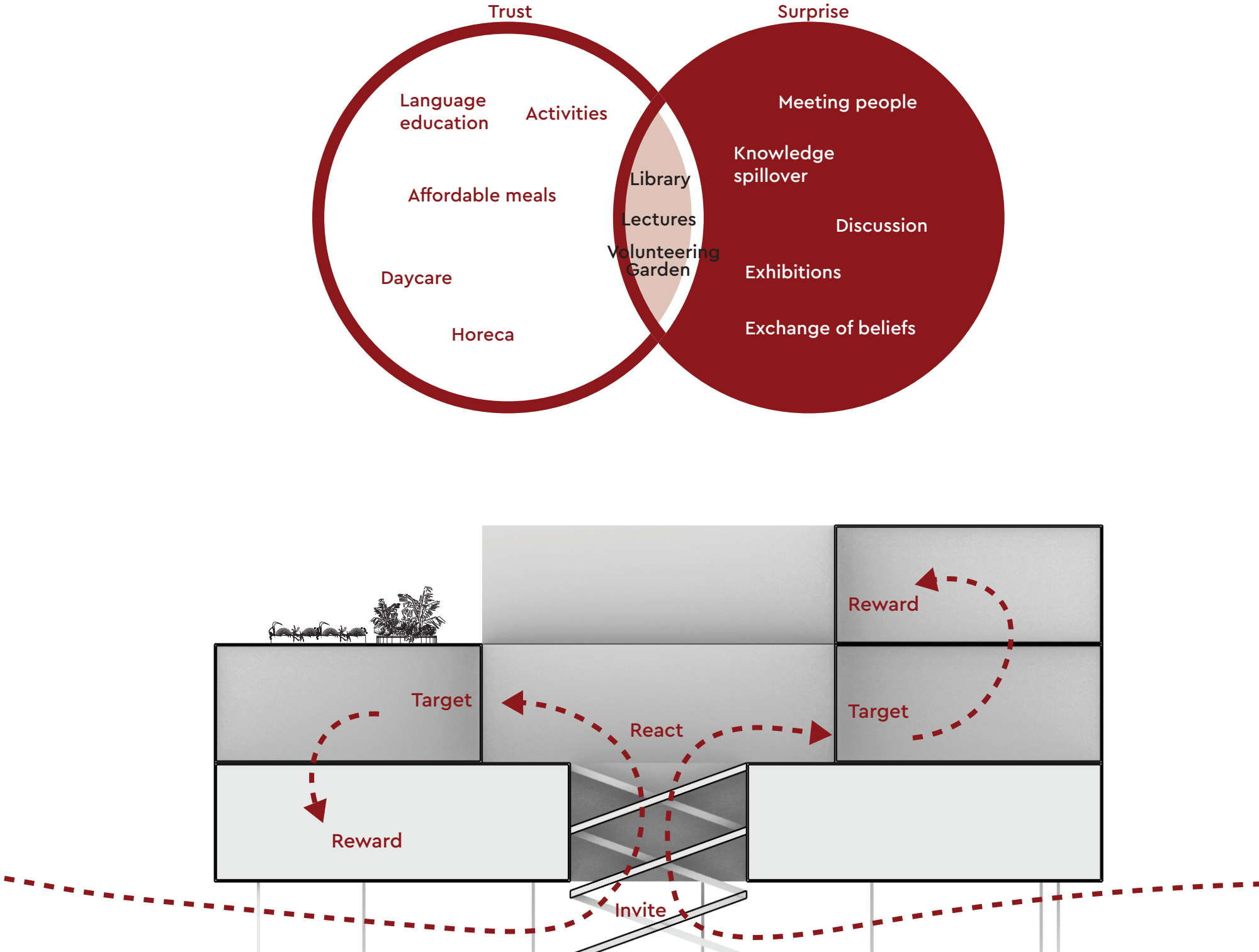


Equal approach, no clear frontside, improving inclusivity





# Curiosity, creating exchange



# Design brief

## Targetgroup

The targeted groups of the building are the neighborhood residents from all different cultures and religions.

## Role in society

The role of this public condenser is to combine different social groups in a bigger community, helping create a more livable neighborhood.

## Hybridity

Different types of program are joined together to assist each other and improve efficiency

## Sustainability

There will always be a need for education in different fields. Inclusivity in religion will always be a topic of debate. Creating a safe space for actual discussion helps prevent polarisation. The building helps improving biodiversity directly around the building and throughout the entire neighborhood.


## Opportunities

The program of the religious buildings in and around the neighborhood inform on what is necessary in this area.

## Healthiness

Creating a space where discussions can be held safely helps improving mental health. The other program helps making affordable good quality and healthy food available for everyone.

What physical aspects of a religious building influence the sense of community and what activities take place that are non-religious but assist in creating a community that can help other buildings to improve their publicness?



## Collaboration hubs

Public kitchen + Volunteering kitchen  
Discussion space  
Communal garden  
Public service

## Educational space

Lecture space  
Educational space for language  
Playground  
Daycare

## Cultural space

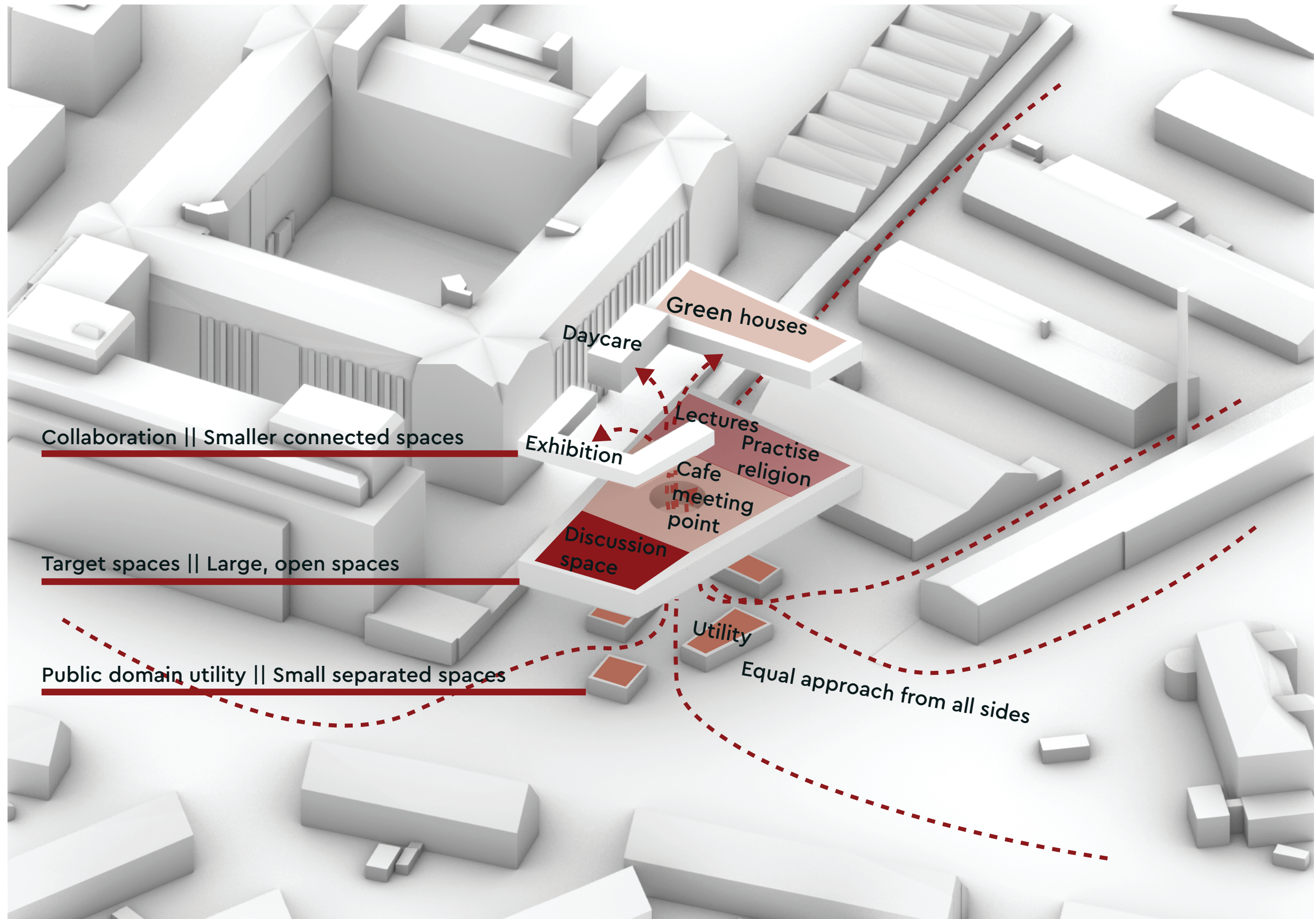
Exhibition space  
Space to practise religion  
Cafe  
Library  
Meetingpoint  
Discussion area

## Utility space

Entrance  
Shops  
Toilets  
Offices  
Changing rooms  
storage  
Mechanical utility  
Bike parking



## Possible outcome





# After P1

# WEEK 12

## 18-11-2024

The first week after P1 I didn't design much, I only did literature research.

Sustainability assignment

Quinten van Buren

27-11-2023

A Project Scenario: What is the sustainability focus of your project? What do you identify as central to the sustainability aspect of your project?

The building must be sustainable in a way that, the building is flexible. Flexibility making future changes possible. It must also be flexible in the state it is built, this means that the building can be used as is for different use cases. Another important part is making use of materials that either help the building being more efficient in resource-use during operations or making the building process itself less wasteful. Making use of passive climate control solutions that are already being used in a lot of religious buildings helps this.

B Sustainability Scheme: Of the four spheres of sustainability, what is central to your common interest? What is your ambition? Describe the formal and material features of your sustainability agenda.

My ambition is to create a building that provides to its surroundings both in improving social cohesion of the area and improving biodiversity and creating a healthy climate in and around the building. This must be achieved while not worsening current problems from where materials are imported from.

Sustainability and Conservation are the most important spheres of sustainability for this project. Sustainability is an important sphere because of the goal of combining multiple beliefs and religions into one building, by not being suitable to a single type of religion, the most specific needs, making other uses impossible stripped away. This also creates a possibility for adapting to future changes of program and religion. Leaving 'empty' space to fill according to needs of users.

Conservation is another important sphere. This is caused by creating one building connecting different communities that wouldn't be connected to each other without this building and providing them with amenities. These amenities are therefore shared between more communities and the number of buildings can be reduced. Joining more groups together makes planning for the total community more efficient. Which in part will save building materials and time. Finding how all the users of the building can make use of the same spaces either together or at different times also makes possibilities for reductions. When certain spaces are in use all day round, they can be heated differently than when a space is used once a day.

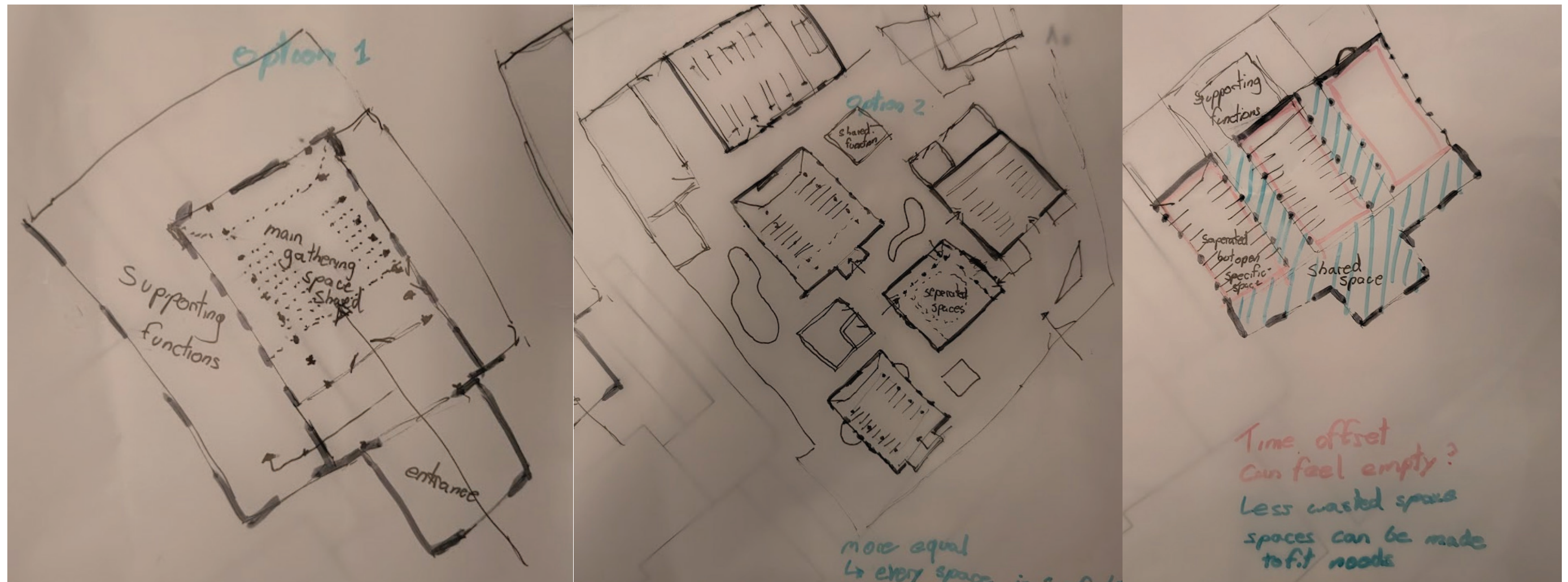
A property that joins two spheres together is making use of inertia, both durability and conservation come into play here. Making use of heavy and durable materials make sure that the building can keep on working for a long duration of time. On the other hand, it helps during operation of the building with keeping costs lower by retaining heat in winter and cold in summer and therefore conserving resources. The effect a large church has on a warm summer day. For this it is important to find a balance of extra material used during construction and saving of resources during the use-cycle of the building.



# WEEK 13

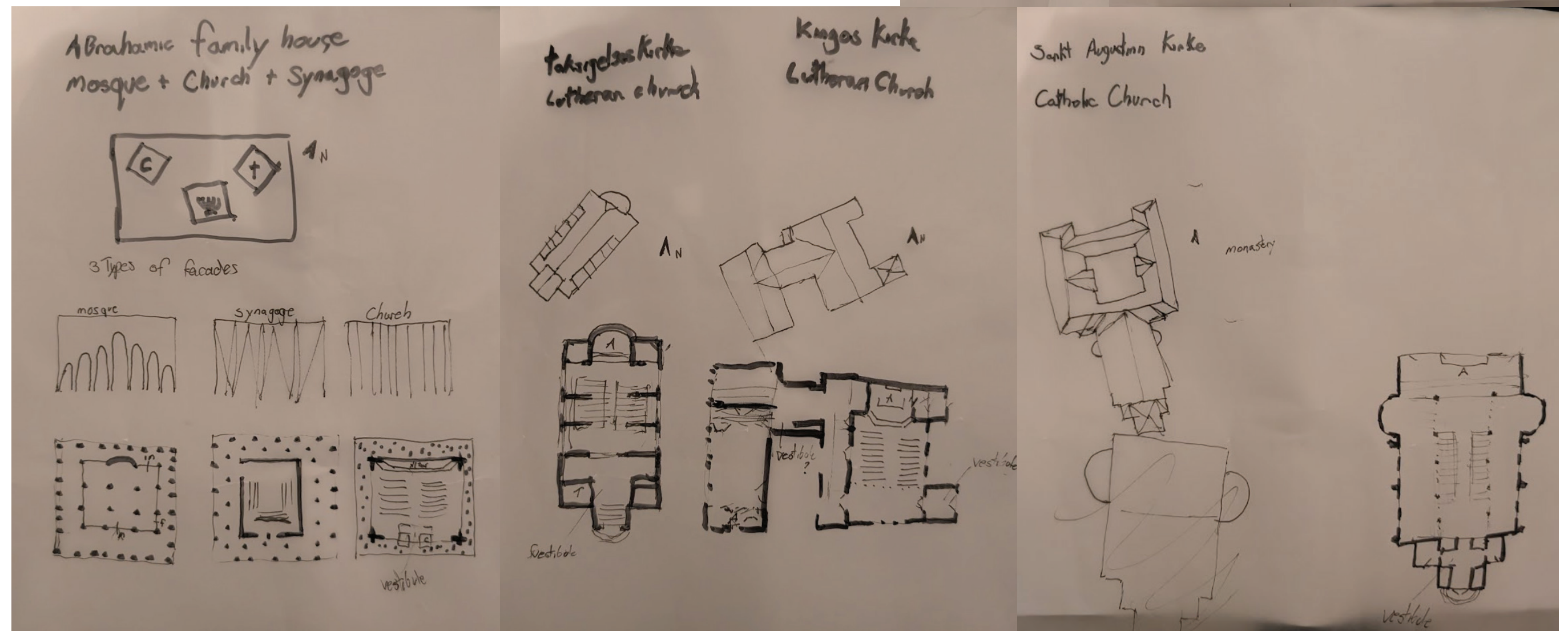
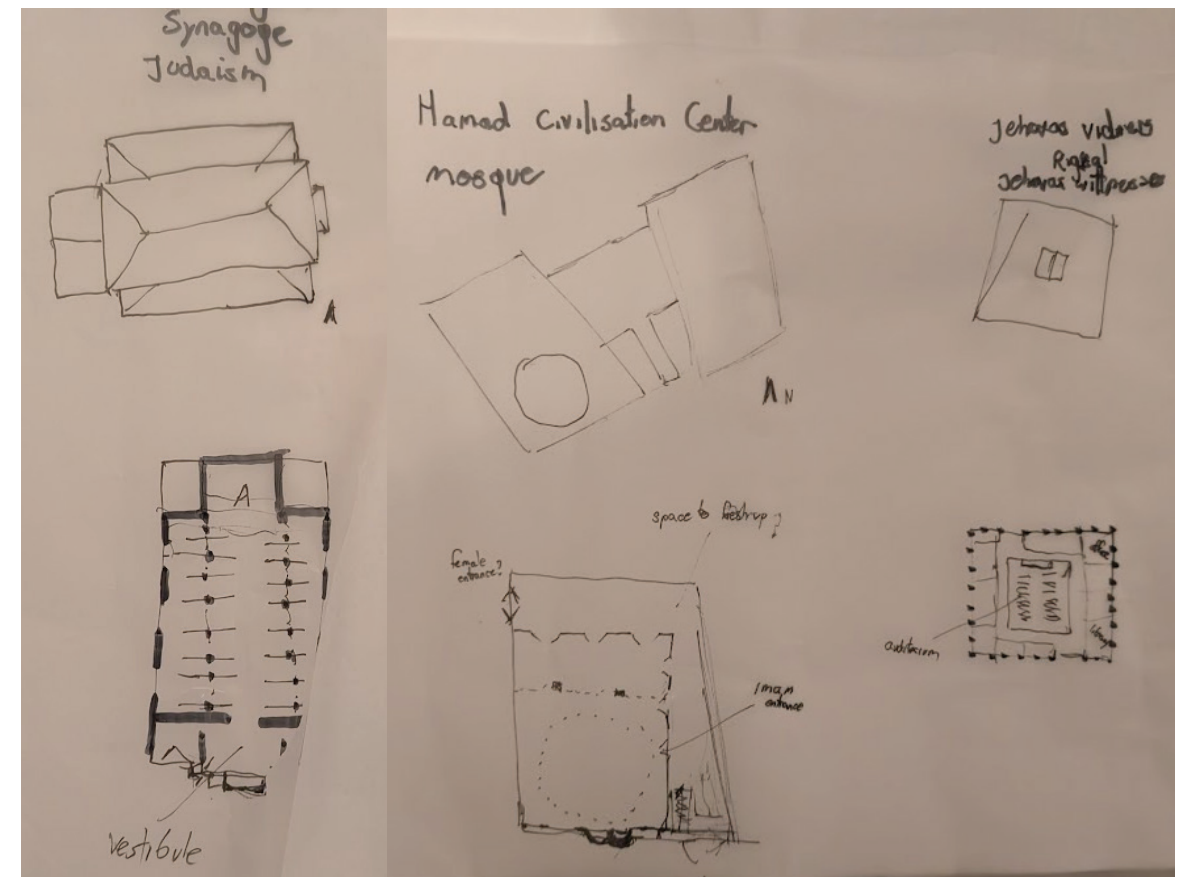
## 25-11-2024

This week started by creating three different options to embed multiple different faiths into a single building. The first option is creating a changing space, which can change its appearance to fit the needs of a certain faith. The second option is an agglomeration of multiple smaller spaces, in a single building. There are a lot of spaces that won't be in use all the time, because they are only fit for a certain use. The third option is having a single space that is set for multiple uses but not fit perfectly for a single use. So parts of the space can be used for a single faith and other parts can be used for another religion. This was the worst option since it is not a good solution for any faith.

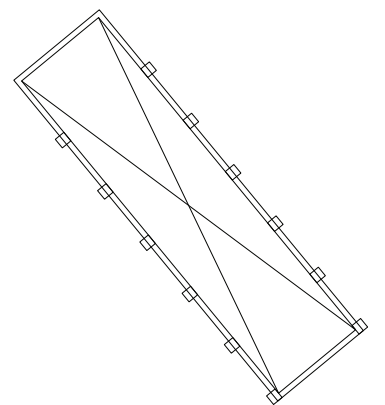
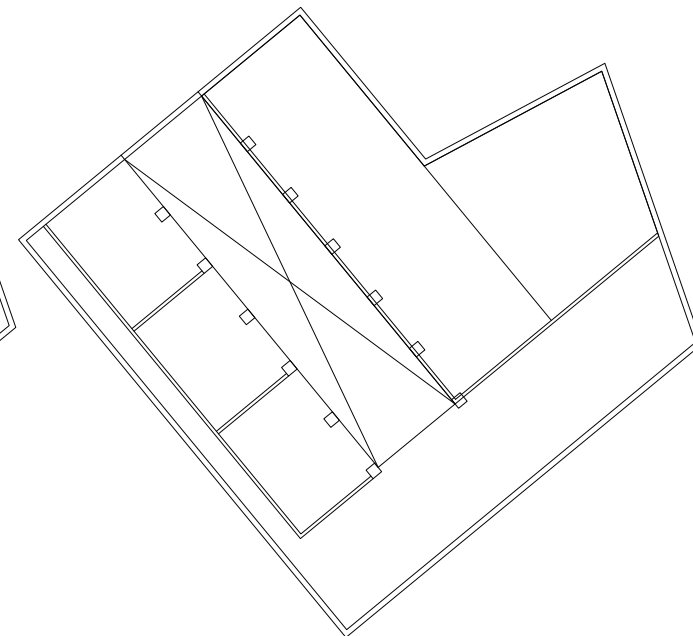
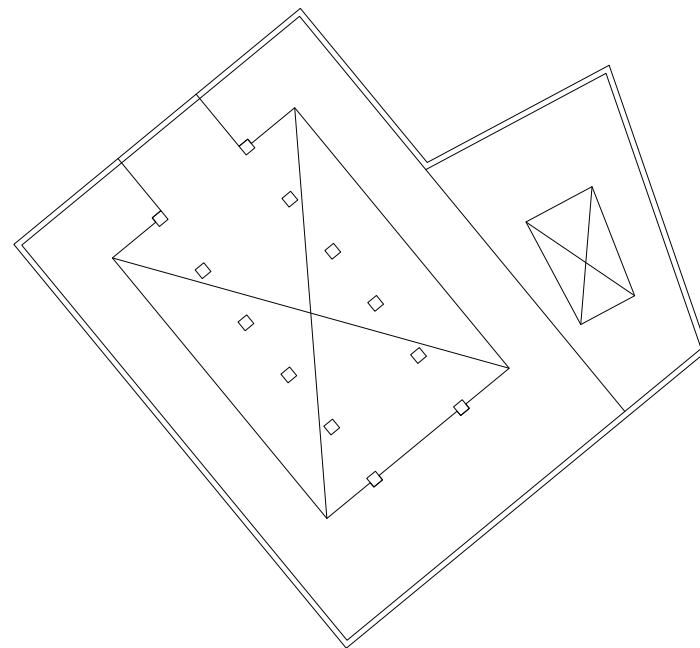
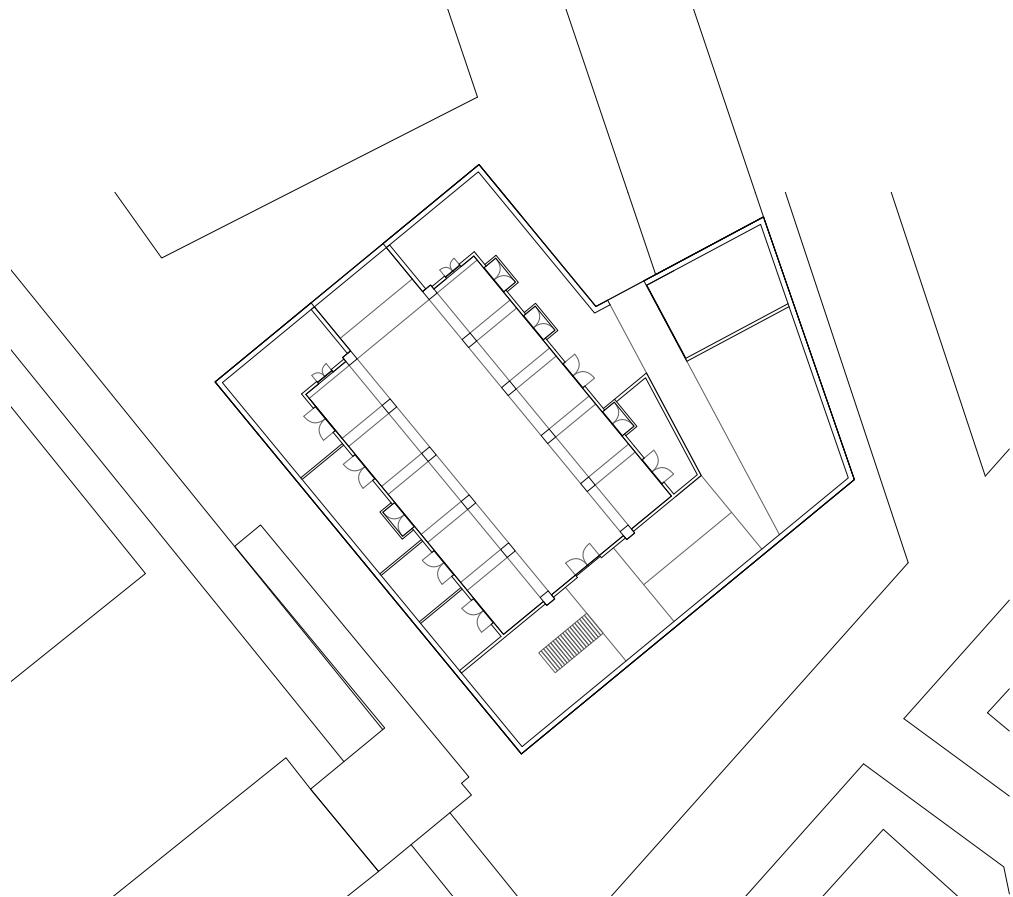
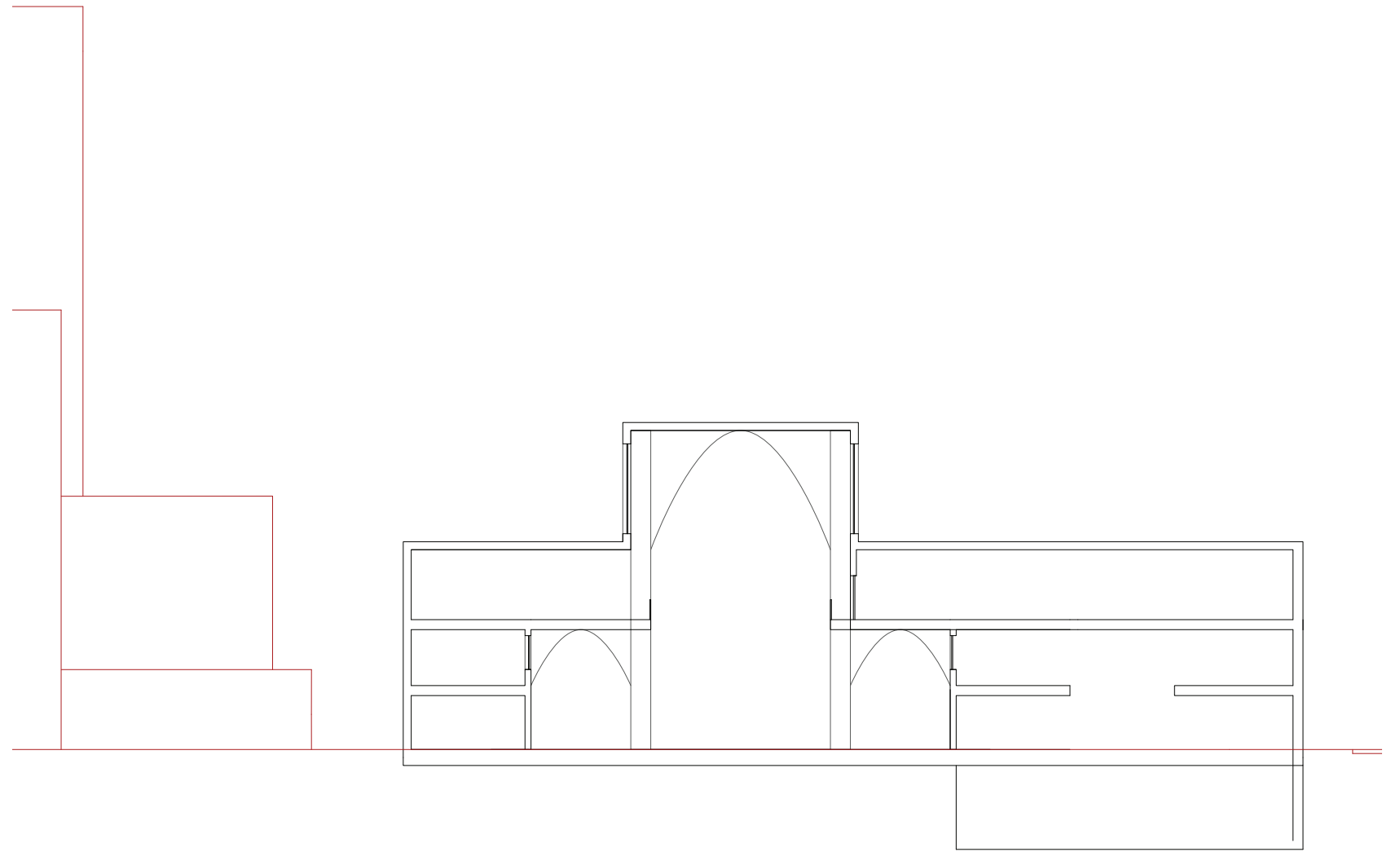




The start of the spatial research into the case studies started this week. First recreating the plans, to later find out what similarities are in the architecture amongst different religions.



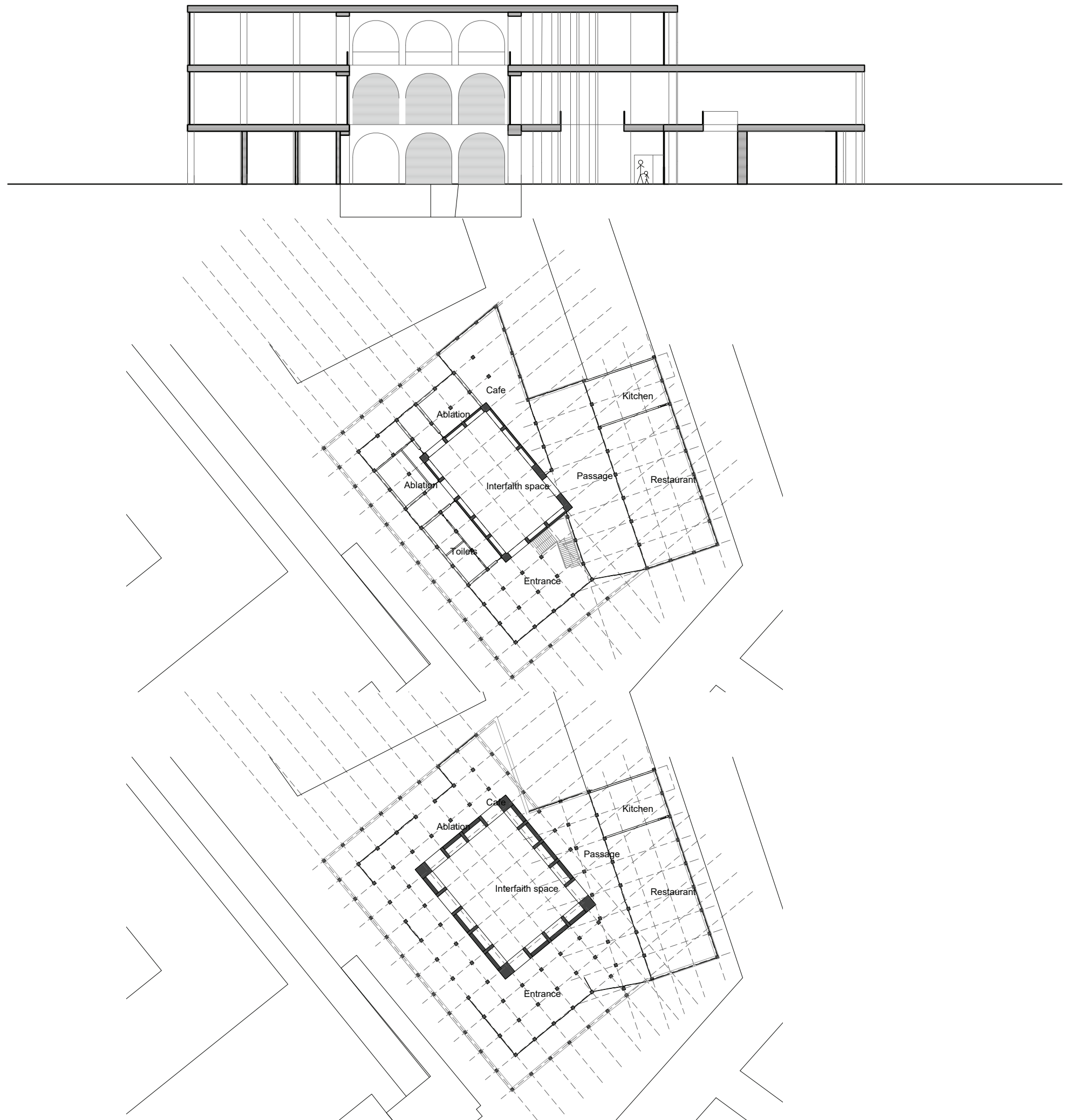
The first floorplans were made this week, using the opening and closing of certain spaces to change the space. The use of arches here is because it is used a lot in religious architecture.



# WEEK 14

## 2-12-2024

This week the columngrid was the main focus. Literature research into numerology and religion found some numbers that are important to religions and can be used for ratio's relating to each other. In the end finding a numerical ratio based on religion was not achievable.

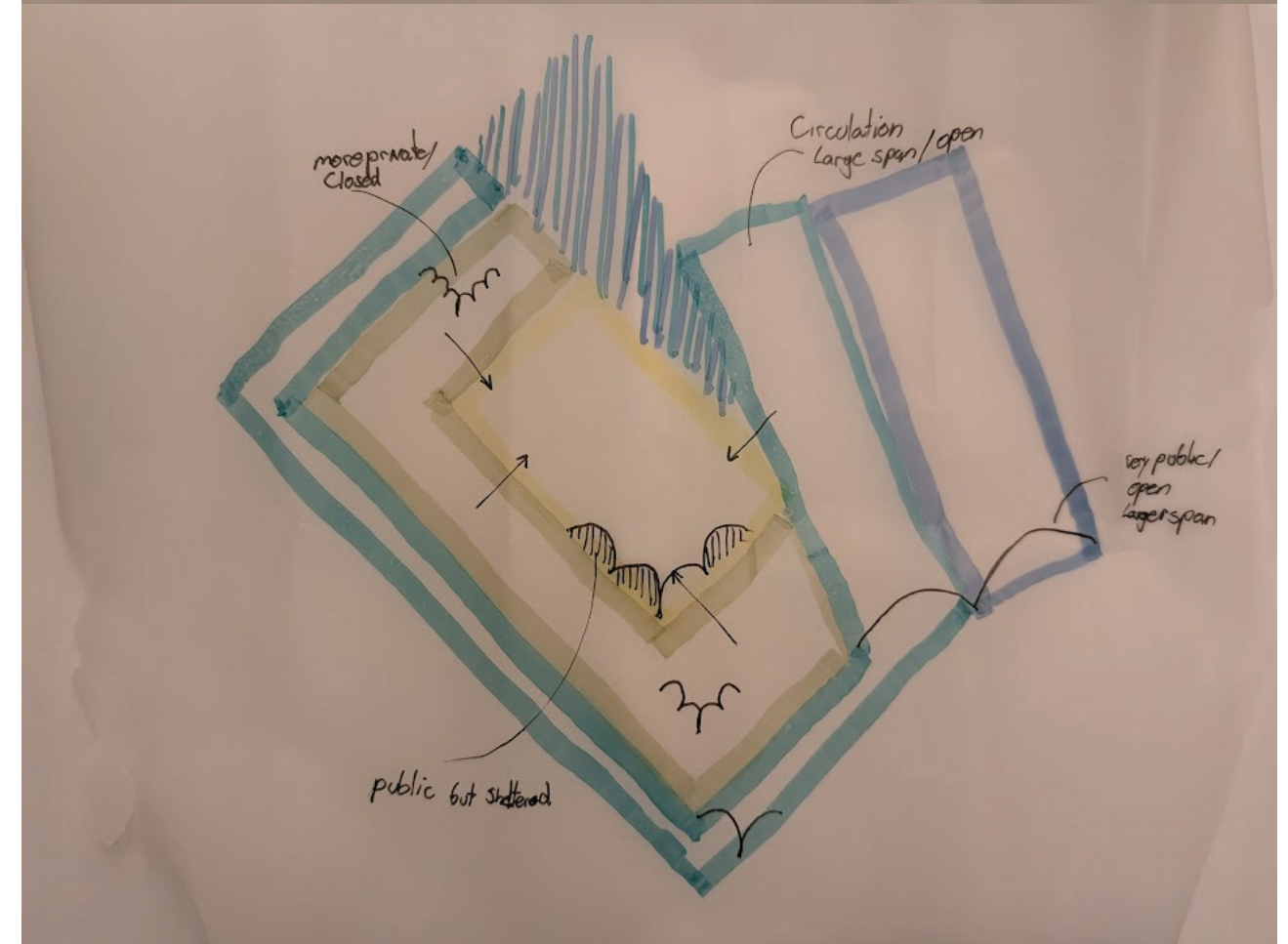





# WEEK 15

## 9-12-2024

This week the columngrid was the main focus. Literature research into numerology and religion found some numbers that are important to religions and can be used for ratio's relating to each other. In the end finding a numerical ratio based on religion was not achievable.

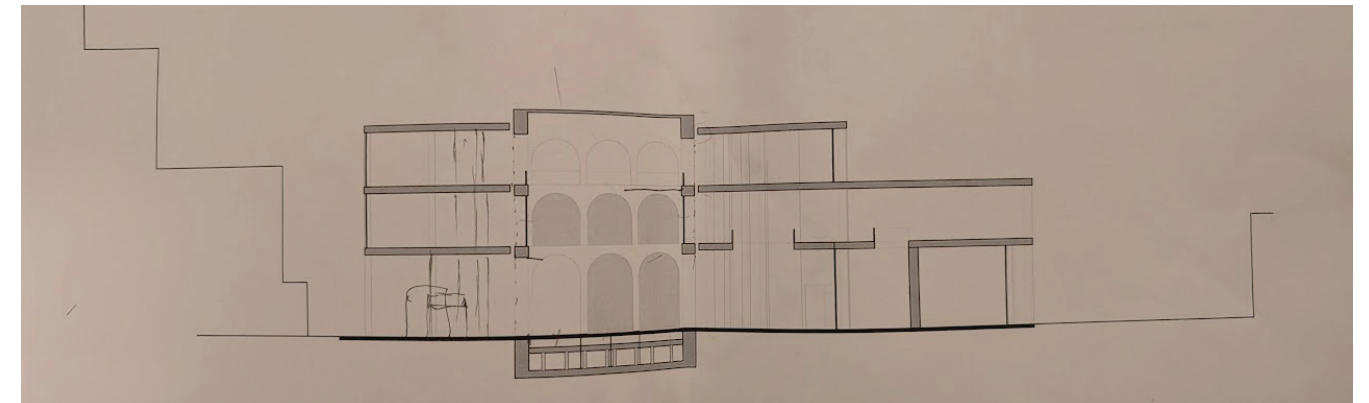




# WEEK 16

## 16-12-2024

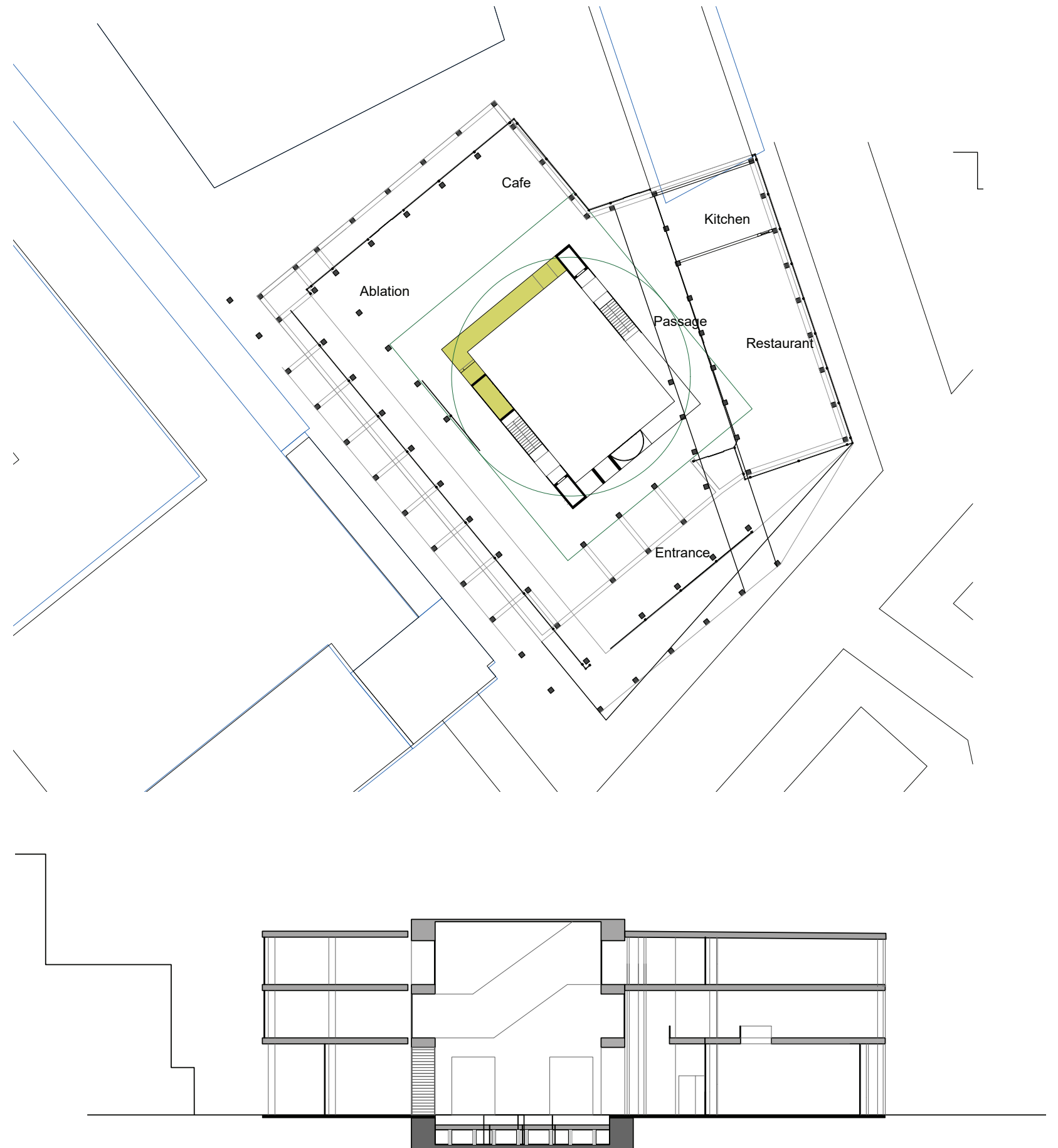
This week I struggled with the way how the vertical connections should be made in the building. Adding smaller cores for vertical connections made the open space have less quality. Having a free plan with small boxes placed within the grid leaving the full height free was the aim. For now puncturing the floors on two spaces was the only solution.



# WEEK 17

## 23-12-2024



This is the first mentioning of a courtyard. Seen on the plan on the right there is a green area of possible open-space. This courtyard area didn't fit at the time. Later in the design this concept came back and is used in the design.



# WEEK 18

## 30-12-2024

This week the way the core works and how the infrastructure in the core works had been designed. Where should openings be? What Should you be able to see inside or not? These questions remain unanswered and there should be re-iterations to find a better solution.






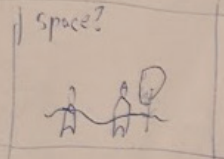
# WEEK 19

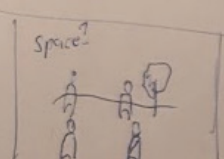
## 06-01-2025


In this week I spent most time researching both religion, and the concept of identity masks. The case studies got more into depth as well as the literature study into religion and identity.

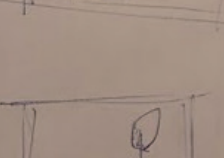
Labeling of space Literal vs Architectural


space?  empty space, space

space?  space, distance space?

space?  marked/enclosed space?

space?  Religious space?

space?  Physical space, space

space? 

Identity

Marx

character masks

Behave as the changing (secret) context expects

behave as react to the societal context

Erving Goffman

Marx

Picardello

A thousand versions of you

Religious space gets its identity by uses not spatially

Lutherans, congregation of saints

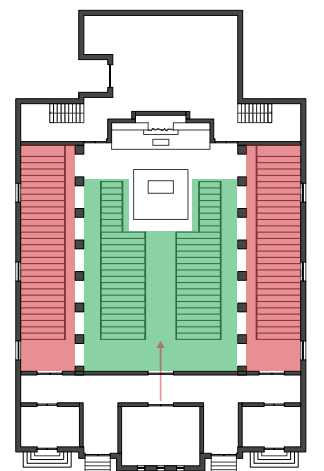
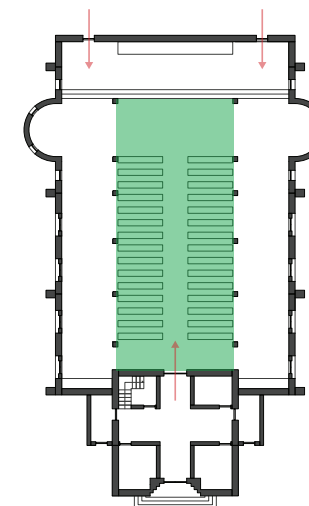
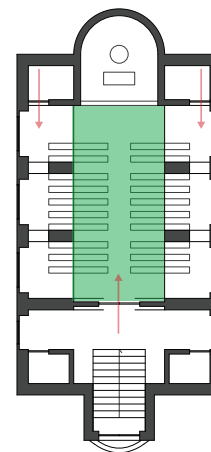
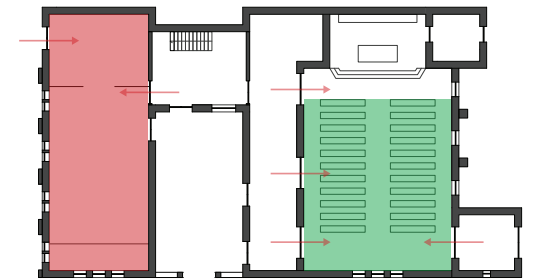
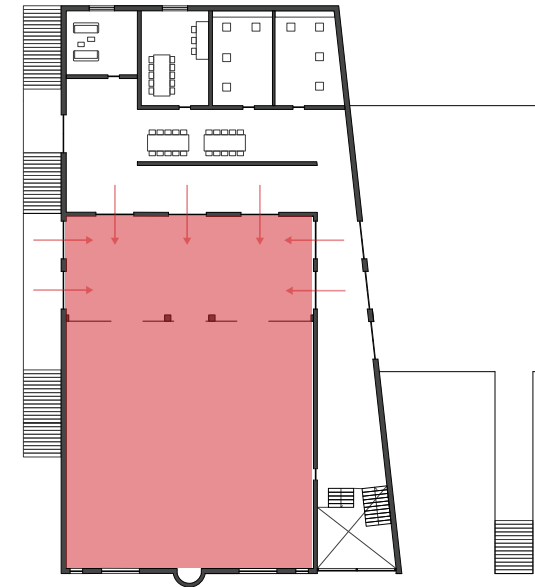
Judaism, at least 10 per individuals necessary, Jewish law permits innovations where there is no reason to forbid them. (Orach Chayim)

no such thing as true identity, it is all about context and social or not. Therefore a space can change identity just by changing publics or layering different masks



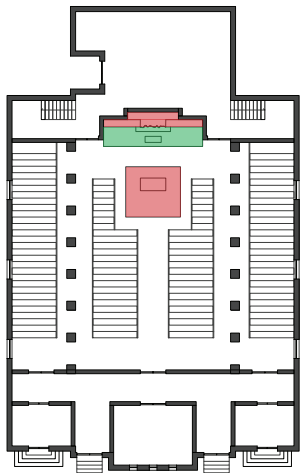
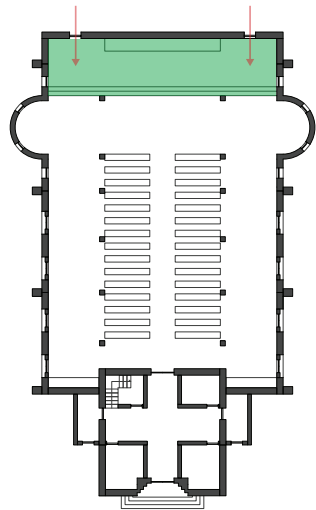
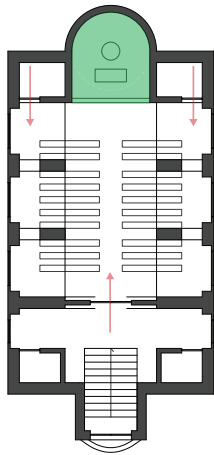
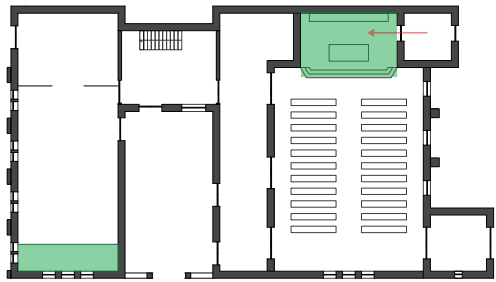
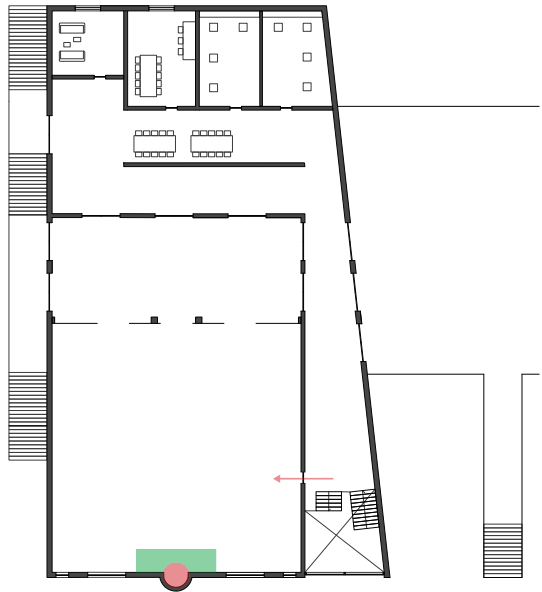
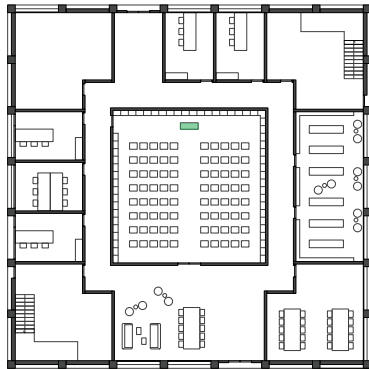
# Seating area for prayer and ceremony

■ Similarities  
■ Differences



# Pulpit and Stages

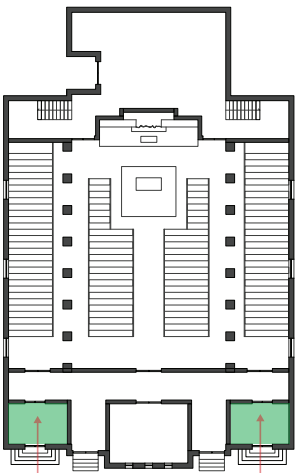
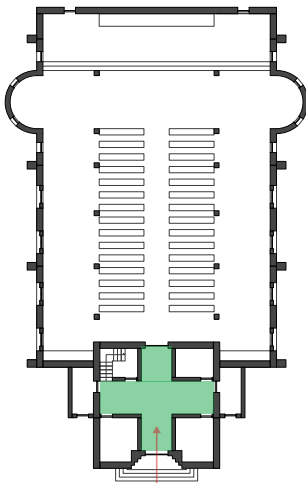
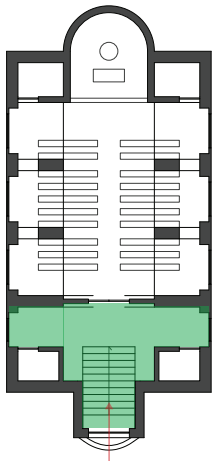
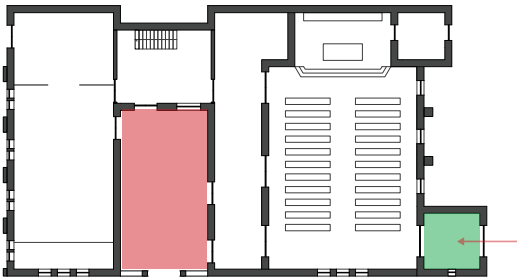
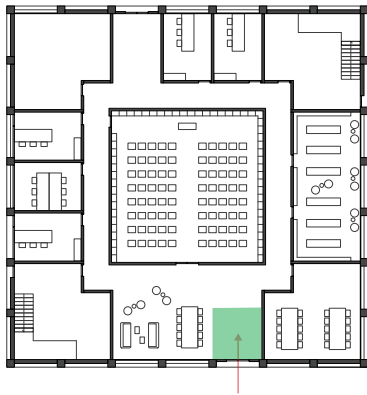
Similarities  
Differences





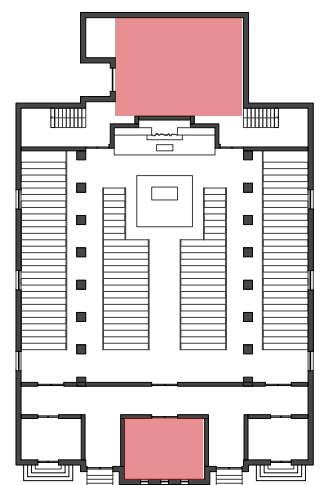
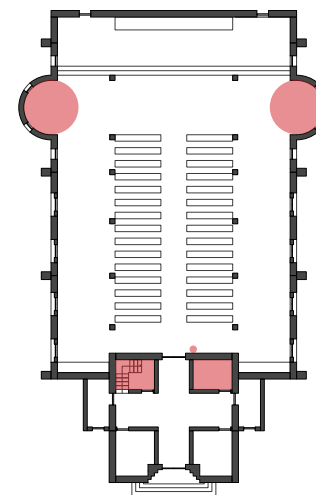
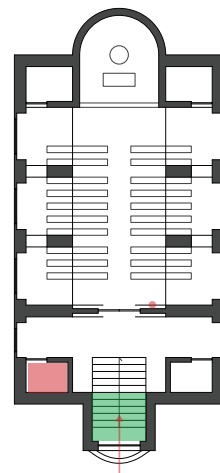
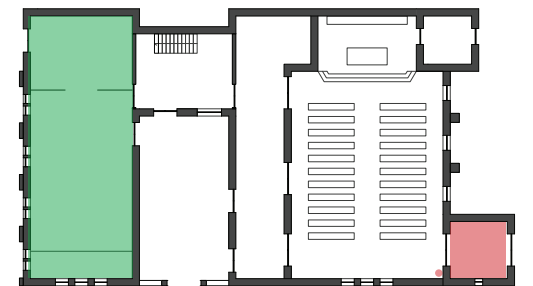
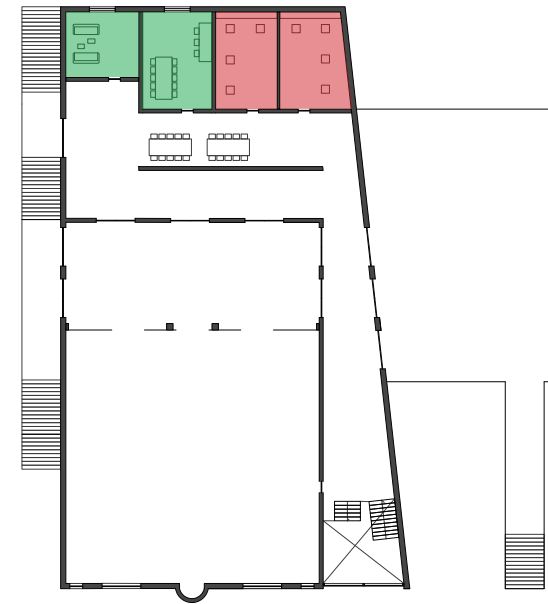
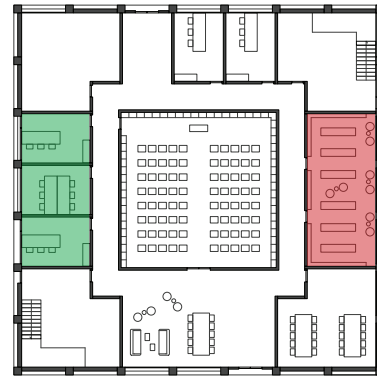
# Entrance

■ Similarities  
■ Differences



# Other important spaces

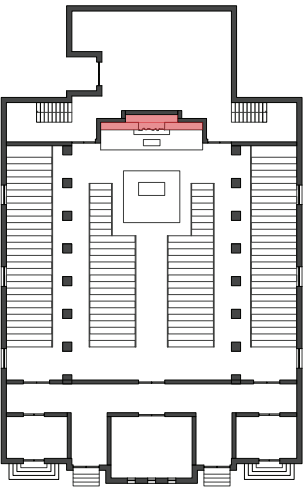
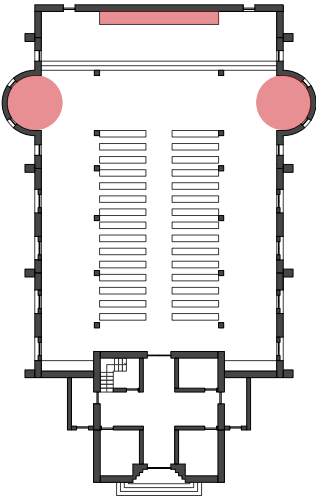
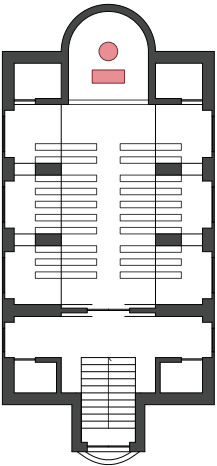
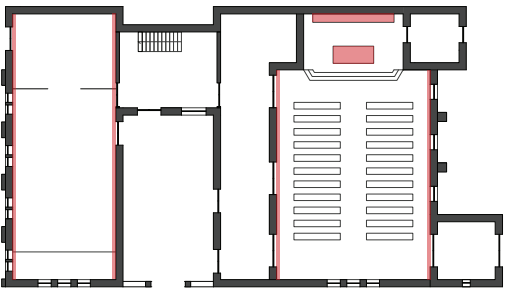
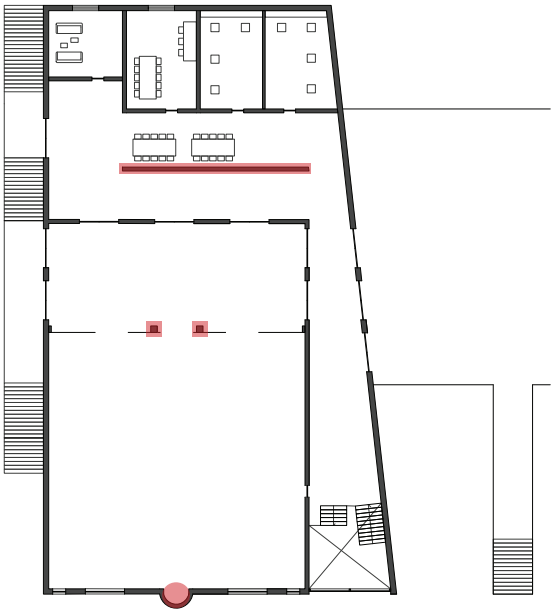
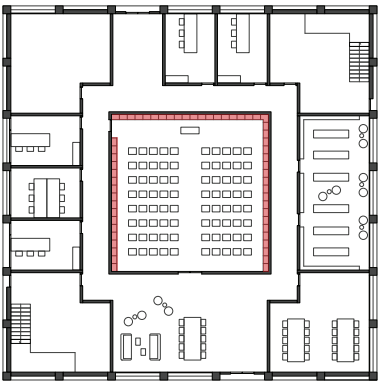
■ Similarities  
■ Differences





# Symbology

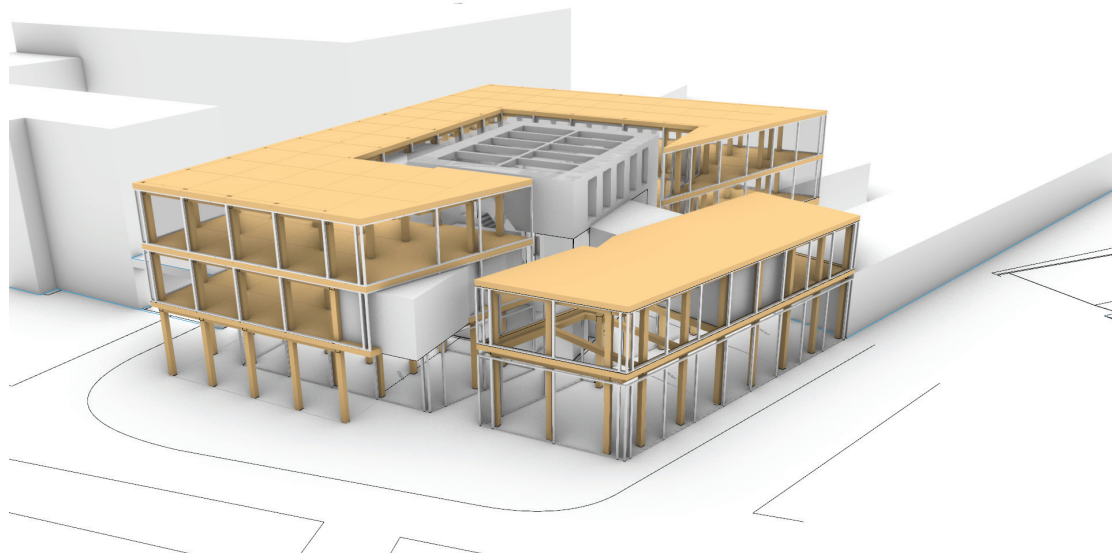
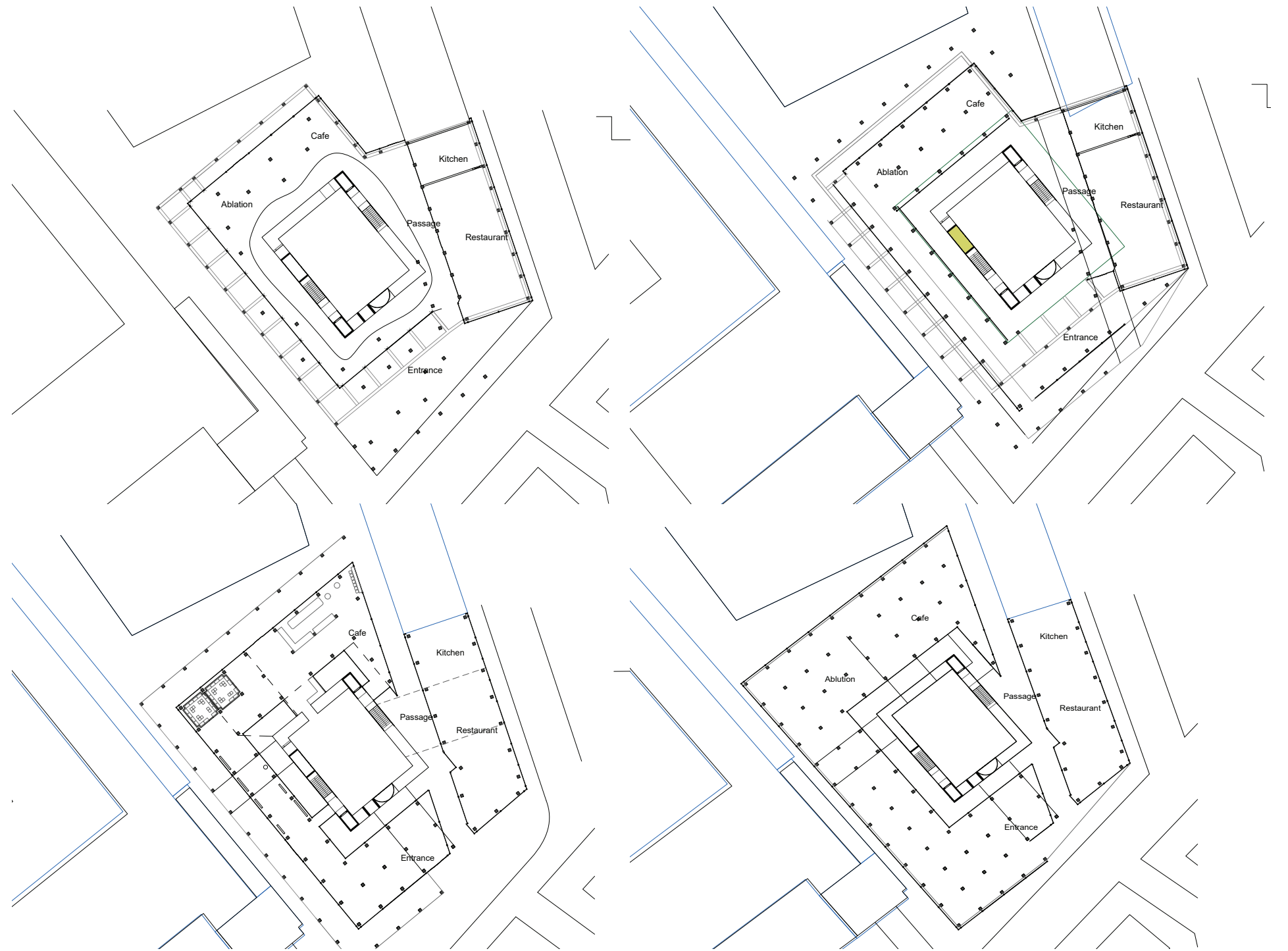
- Similarities
- Differences



# WEEK 20

## 13-01-2025

This week the courtyard surrounding the core giving more weight and importance to this central space in the building, changed through different iterations to find a possible solution. Therefore the column grid shifted until a final new layout.

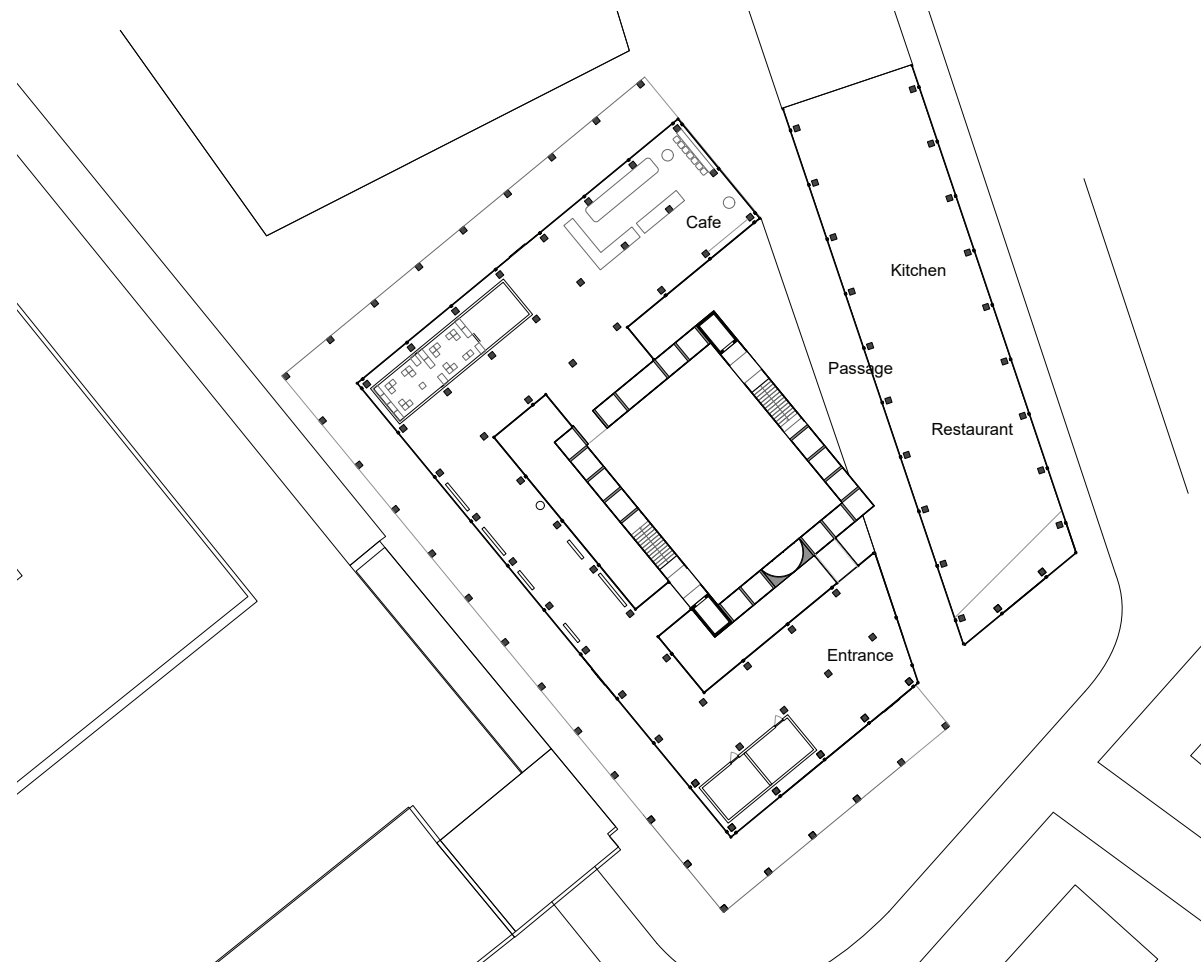
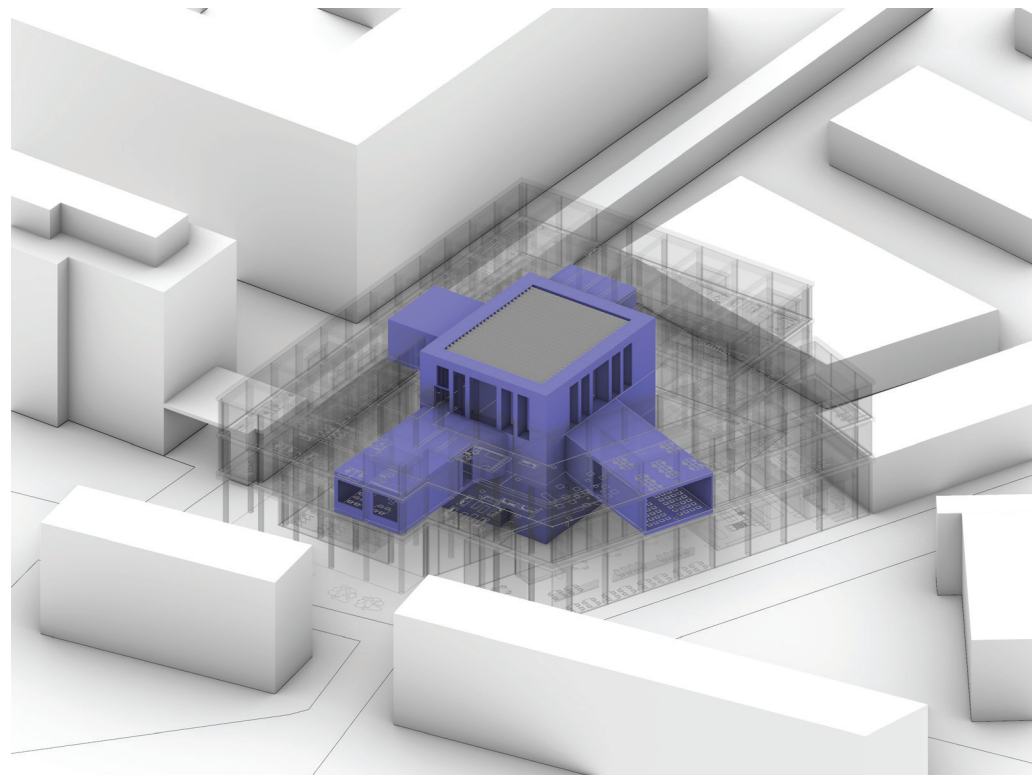
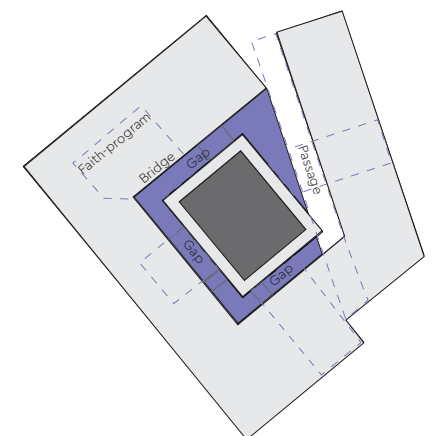
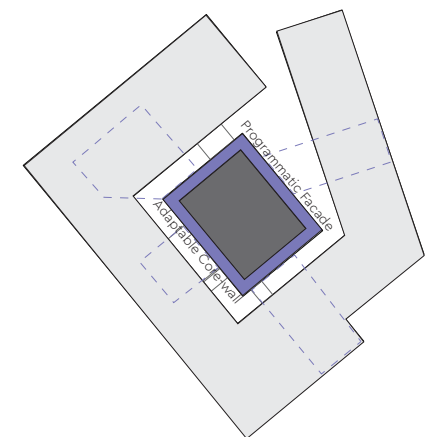
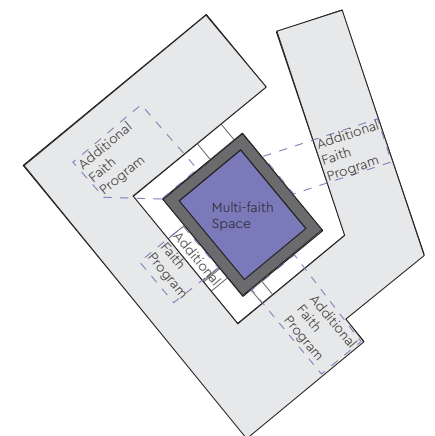
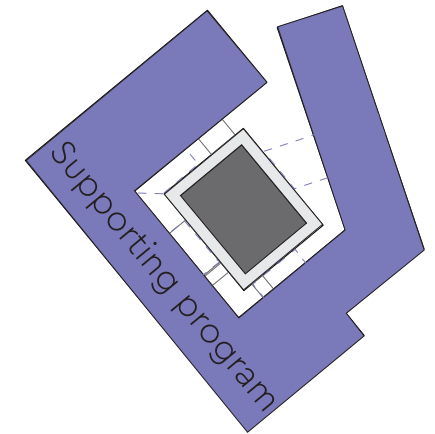
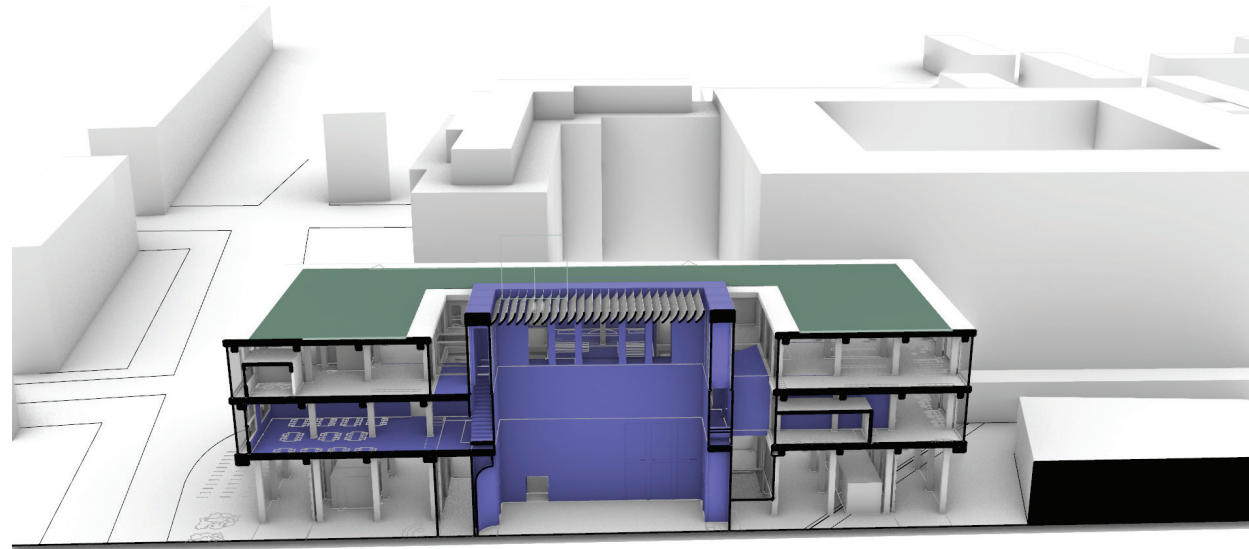




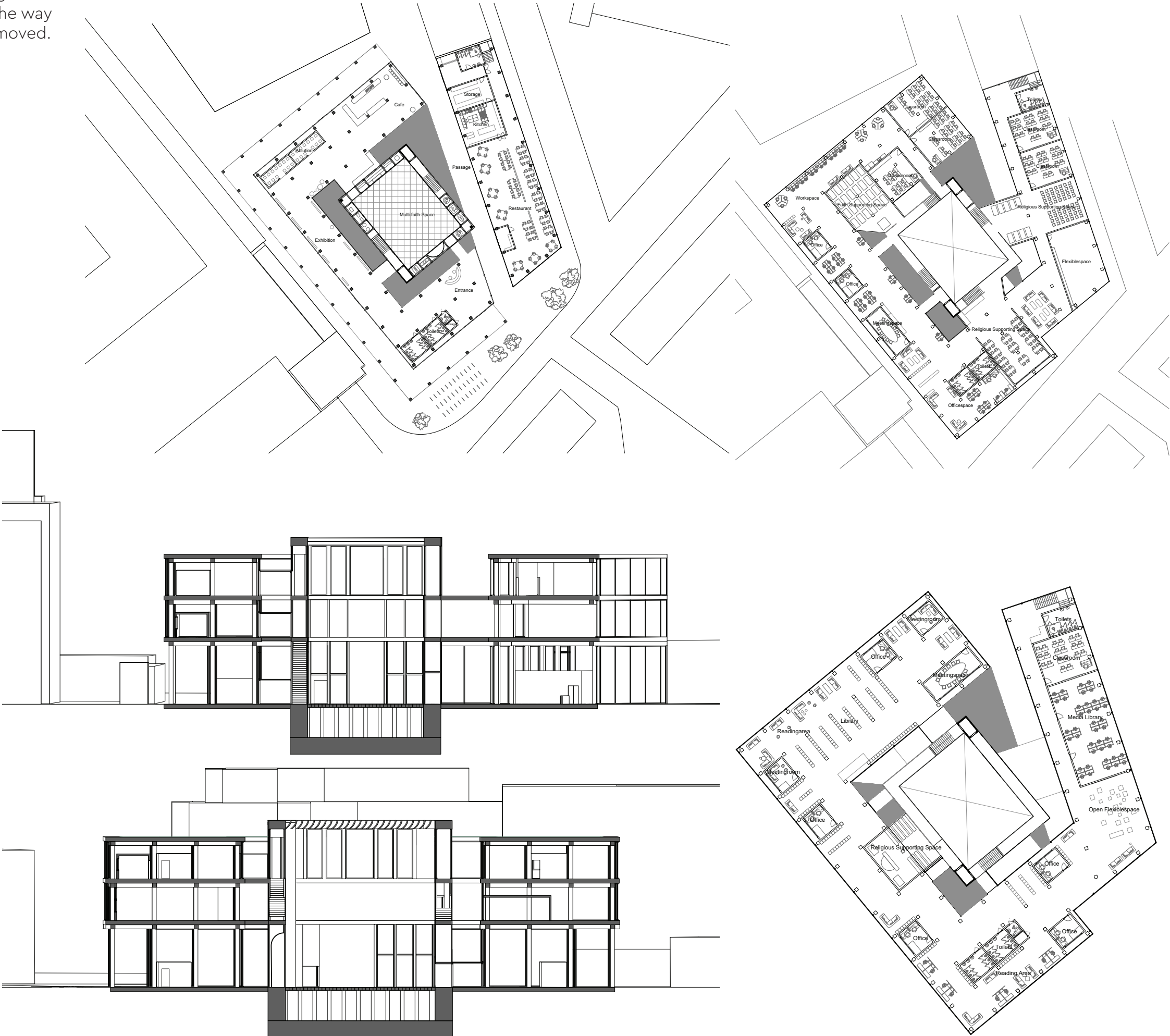
# WEEK 21

## 20-01-2025

This week was about making the final changes to the design and start working on laying out the posters and presentation. The basic shape of the floorplans and sections have not changed but the details did and therefore creating better designed spaces.






The floorplans have changed to the state they are in right now. Most important changes are the shape of the courtyard/void and the way some low quality space have been removed.





The way how the core behaves and can change masks to provide different identities has evolved and changed a lot since the first concept. This is still no final state and there will never be an exact final state in which all religions can be perfectly embedded in the design, since both society and faith are forever changing.



# WEEK 22

## 27-01-2025

In this week I spent all time to produce the products for the final presentation.



# WEEK 24

## 10-02-2025

From this moment forward I started re-iterating the floorplans and core over and over. The core finally changed to have 2 subcores where vertical transportation would happen. This was the biggest block I have had during this project.

# WEEK 25

## 17-02-2025

It was clear that the 5x5 column grid was not working well. Also the exhibition space was too narrow. And more space for the core was necessary, these were the problems that needed to be tackled first.



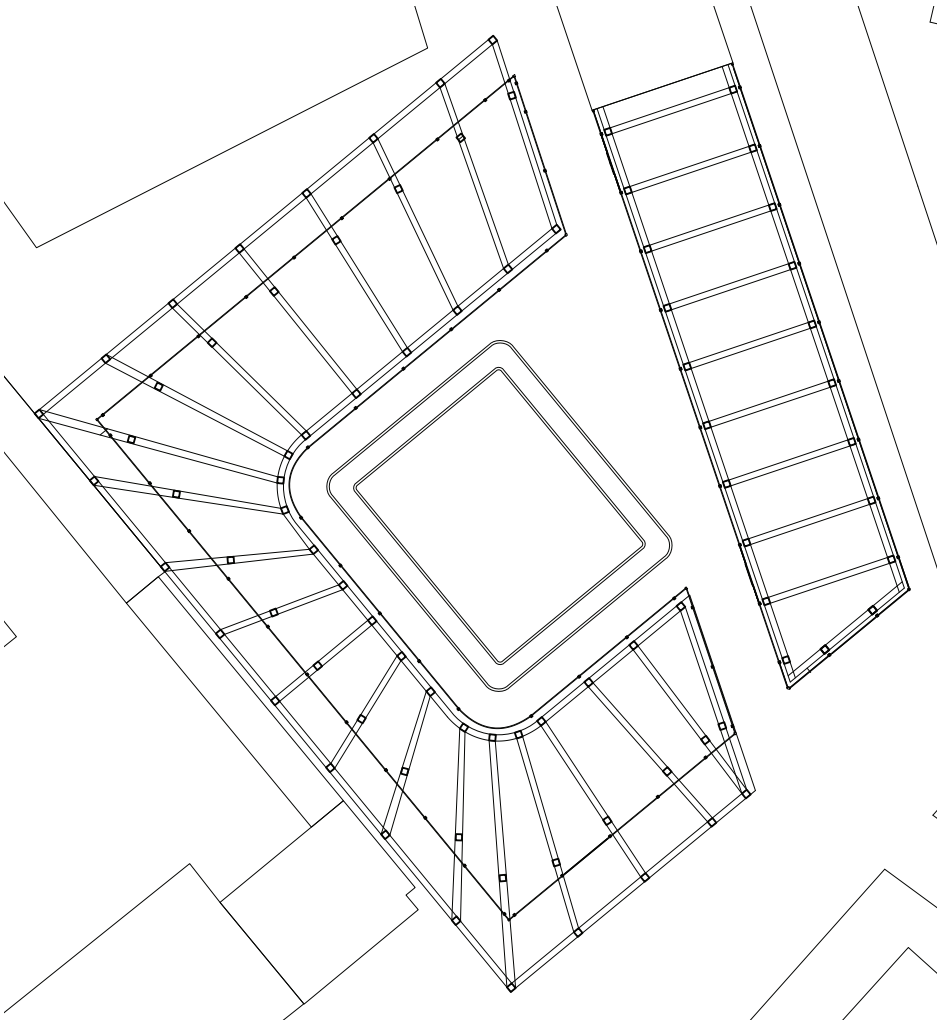


# WEEK 26

## 24-02-2025

This week I researched occupant needs and the requirements for spaces and worked on trying to find alternatives for the construction.

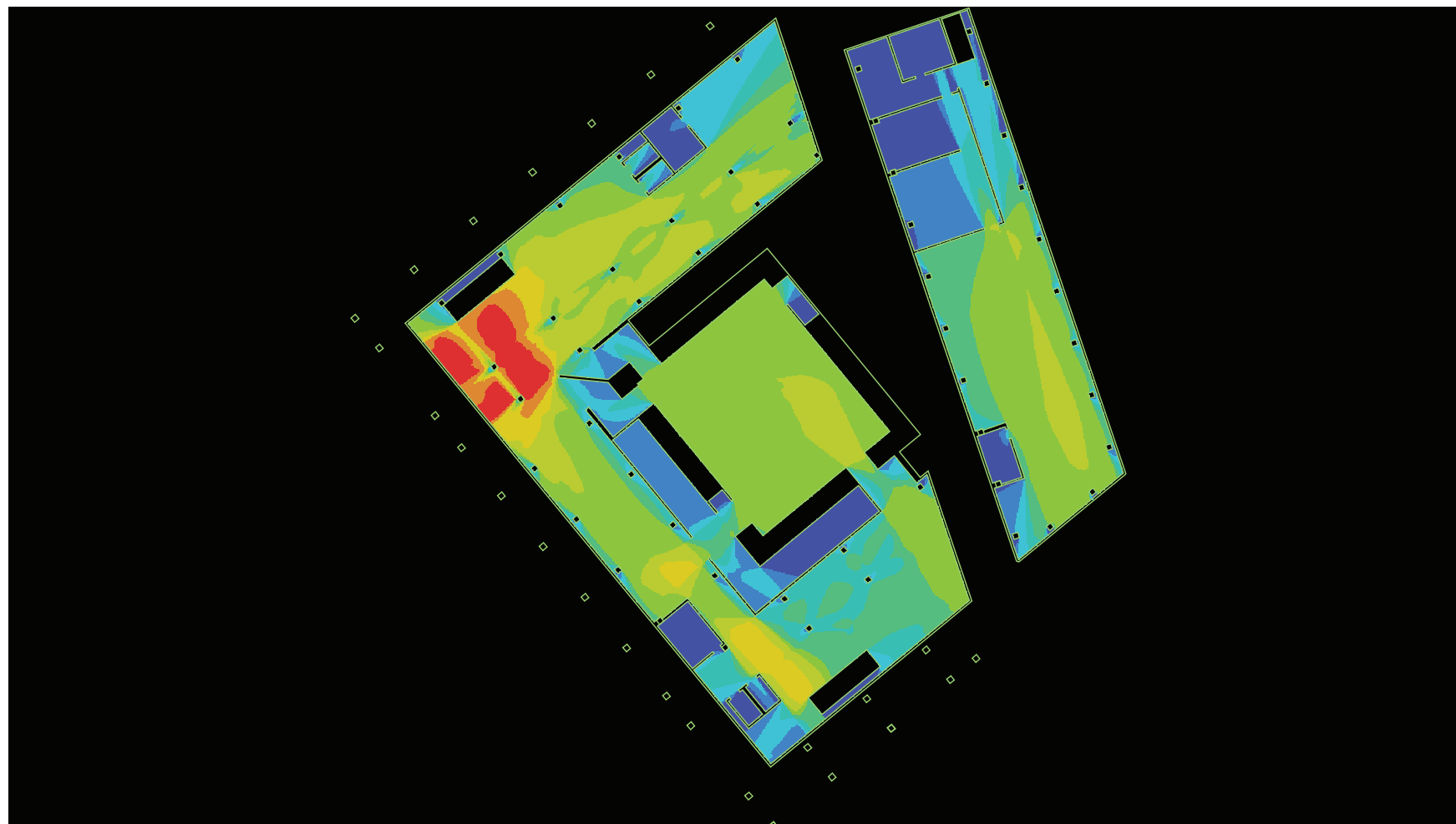

Occupant needs	Type of space	Requirements	Effect on building elements
<div>Basic Physical needs</div> <div>Air</div> <div>Warmth</div> <div>Shelter</div>	<div>General</div> <div>Exhibitionspace</div> <div>Multi-use open space</div> <div>Meetingspace</div> <div>Circulation</div> <div>Utility</div>	<div>Light adjusted for showcasing exhibition</div> <div>Heating according to type of visitors</div> <div>Inclusivity as keypoint</div> <div>Visual connections to locate position</div> <div>Eyes on the surroundings to create safety</div> <div>Well-lit outside spaces at night</div>	<div>Static building system</div> <div>Window size</div> <div>Window operation</div> <div>Passive design strategies</div> <div>Shading</div>
<div>Safety</div> <div>Emotional security</div> <div>Health</div> <div>Well-being</div>	<div>Religion</div> <div>Multi-religious space</div> <div>Prayerspace</div> <div>Ablutionspace</div>	<div>Daylight – cycle visible, sense of time</div> <div>Good acoustics to hear the sermon</div> <div>Social control</div> <div>Acceptance as core value</div> <div>Open character</div>	<div>Building structure</div> <div>Roomsize</div> <div>Thermal mass</div> <div>Sound insulation</div> <div>Interior design</div> <div>Space organisation</div>
	<div>Education</div> <div>Classrooms</div> <div>Discussionspace</div> <div>Lecturespace</div>	<div>Light nessacary for good working conditions</div> <div>Controllable heat and lights for personal preference</div> <div>Good acoustics to hear and listen to everyone</div> <div>Socialhub and meetingpoints to meet others</div>	
	<div>Self improvement</div> <div>Library</div> <div>Mediatheque</div> <div>Workspace</div> <div>Meetingspace</div>	<div>Light nessacary for good working conditions</div> <div>Controllable heat and lights for personal preference</div> <div>Meeting others to find help</div>	
<div>Social needs</div> <div>Status</div> <div>Productivity</div>	<div>Horeca</div> <div>Restaurant</div> <div>Cafe</div> <div>Kitchen</div> <div>Storage</div>	<div>Lighting according to mood</div> <div>Lighting according to mood</div> <div>Fitting foods according to culture</div> <div>trying new foods</div>	<div>Active building system</div> <div>Heating system</div> <div>Cooling system</div> <div>Ventilation system</div> <div>Lighting</div>



# WEEK 27

## 03-03-2025

This week I analysed the design and tried to find ways to optimize the building.

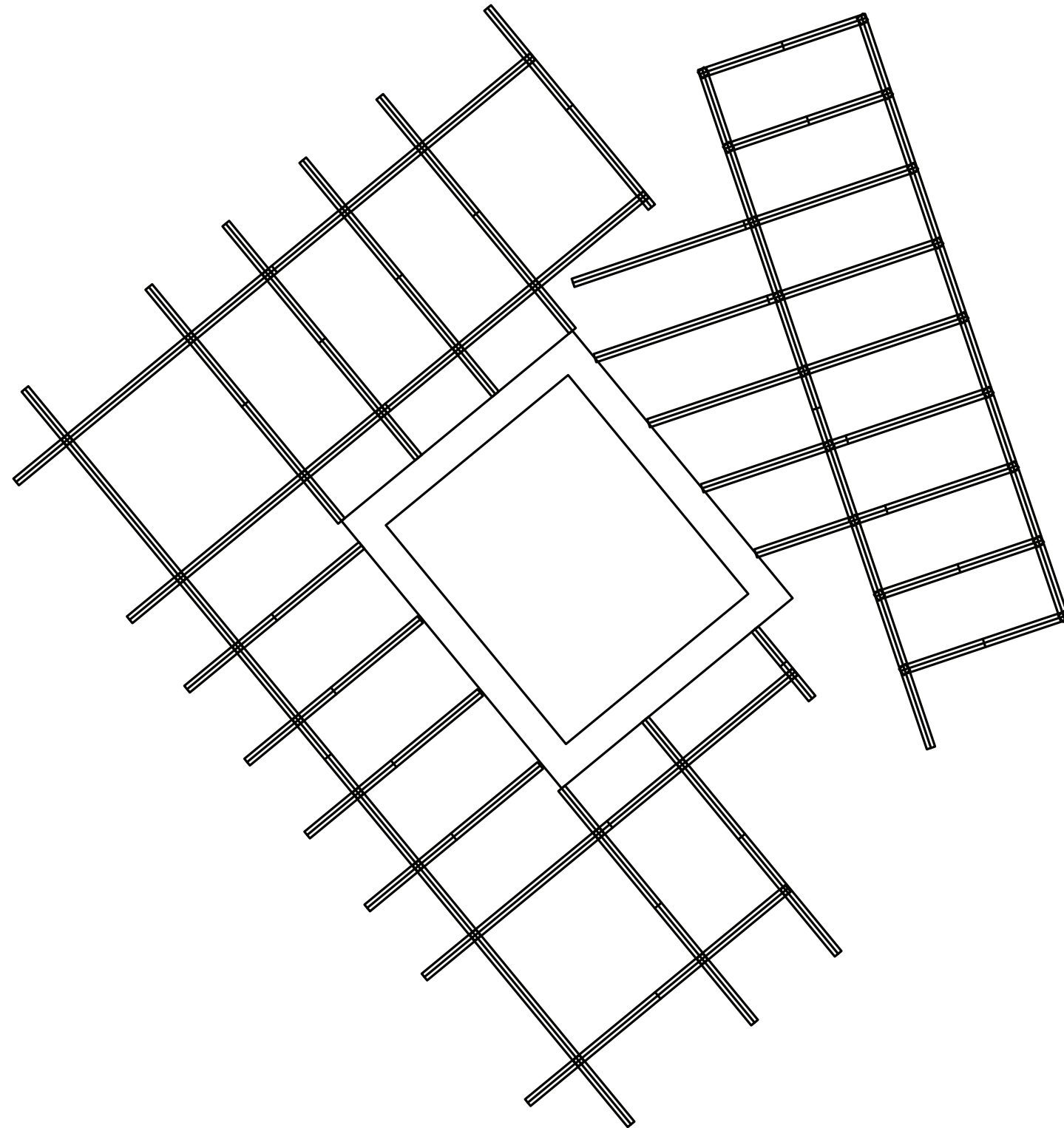




# WEEK 28

## 10-03-2025

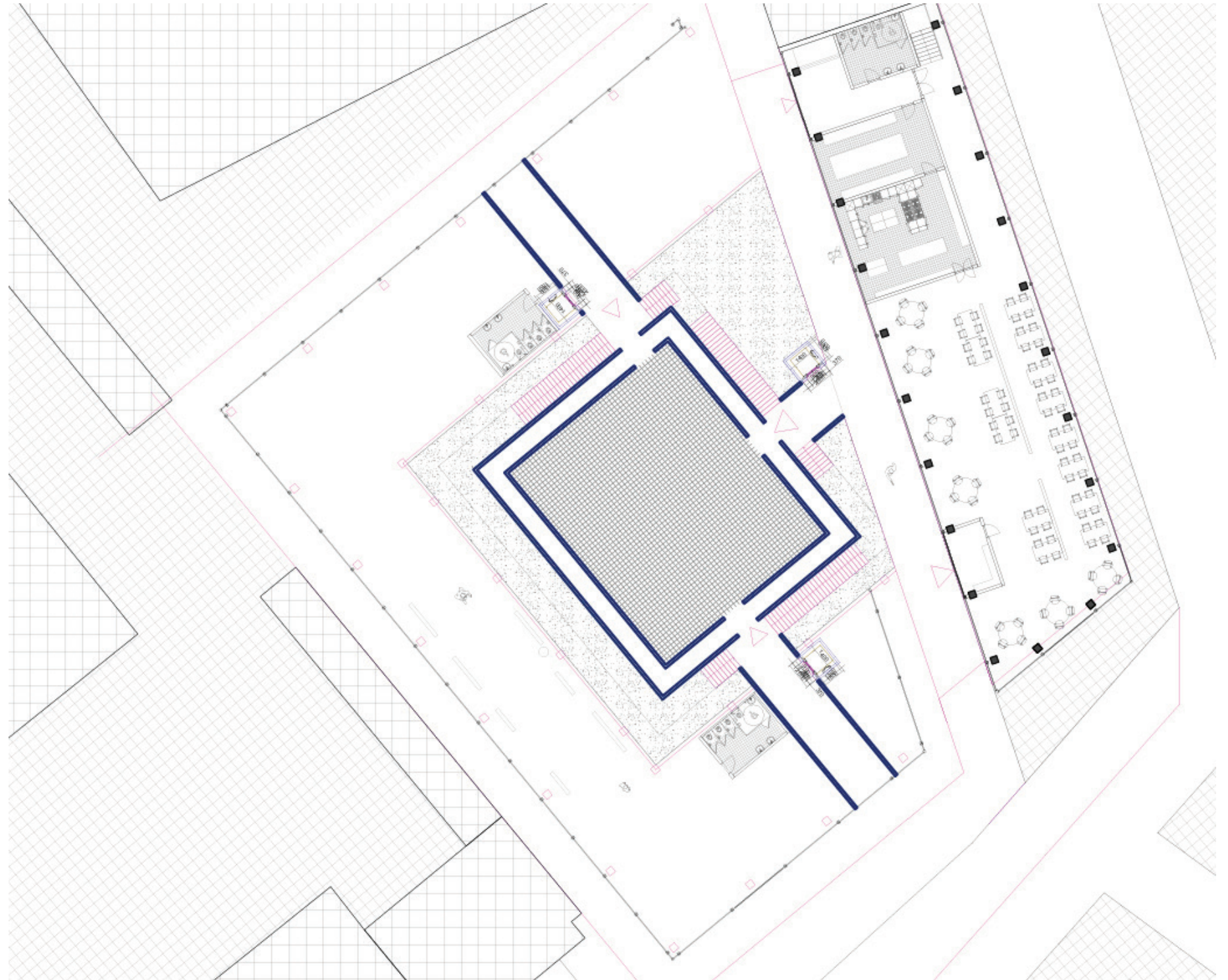
This week I calculated the construction and mapped out how it should work.



# WEEK 29

## 17-03-2025

The core changed in the fact that an effort was made to move all vertical transportation to follow the outer edge of the courtyard, which did not really work since the courtyard would be occupied by large elements.

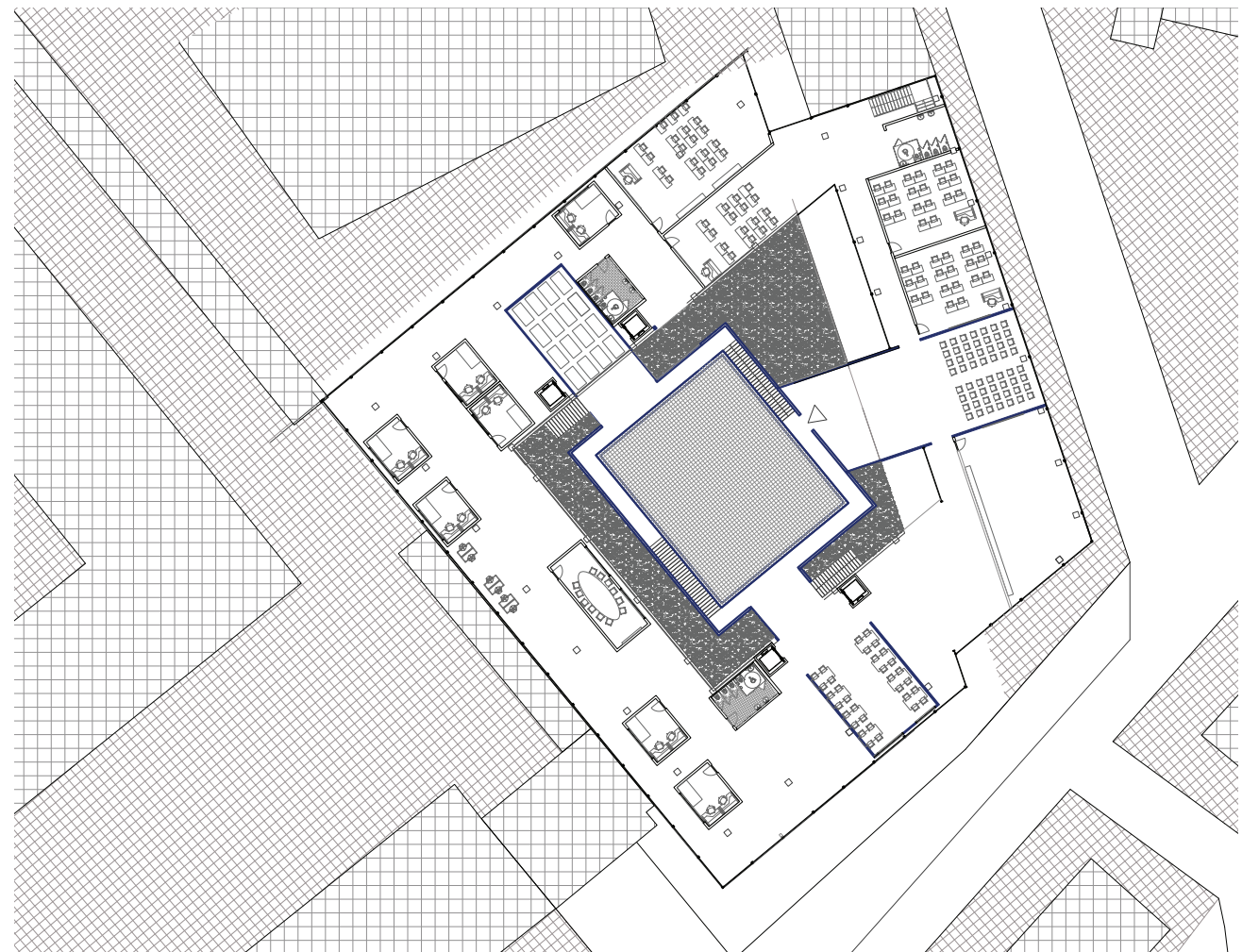
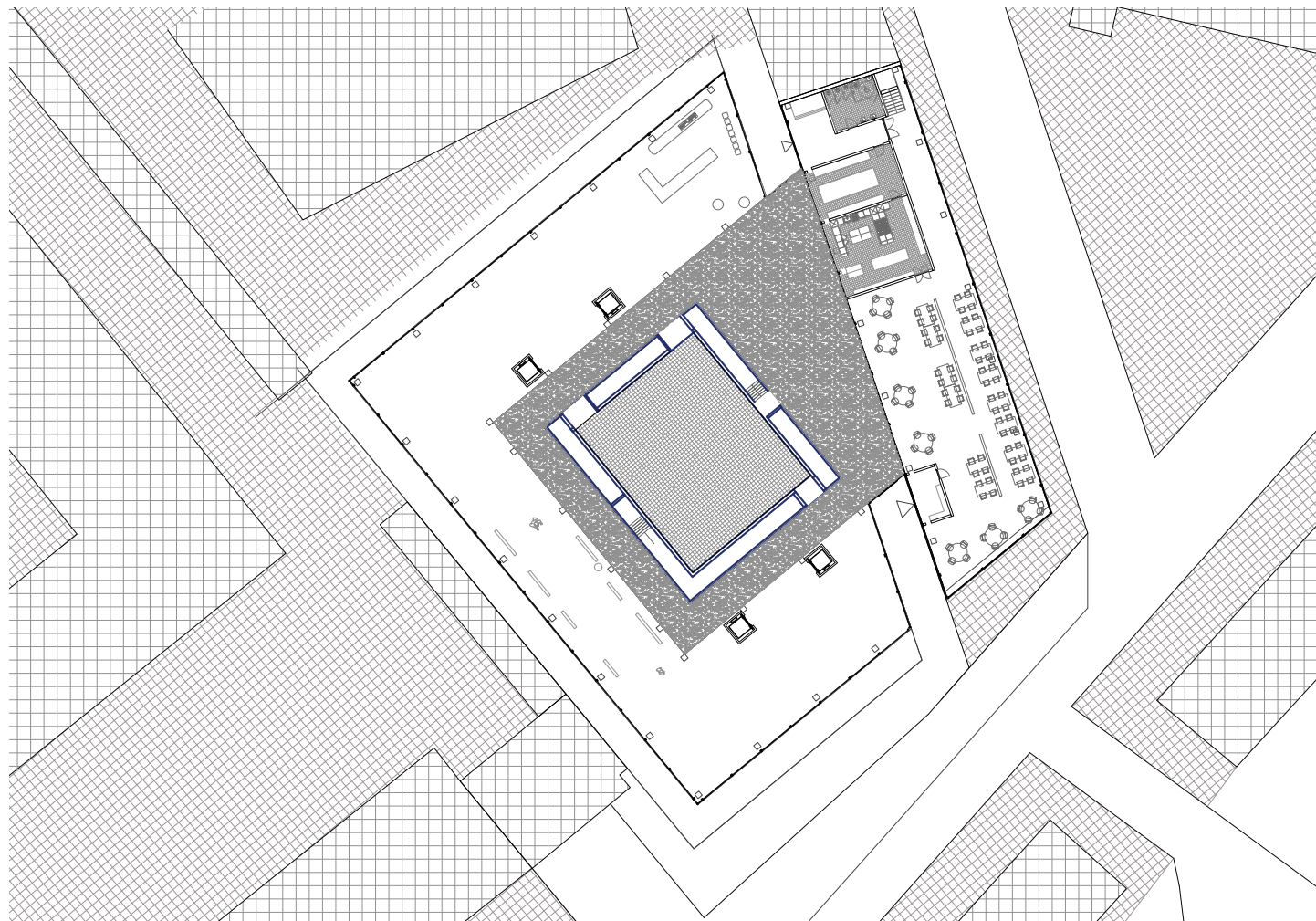
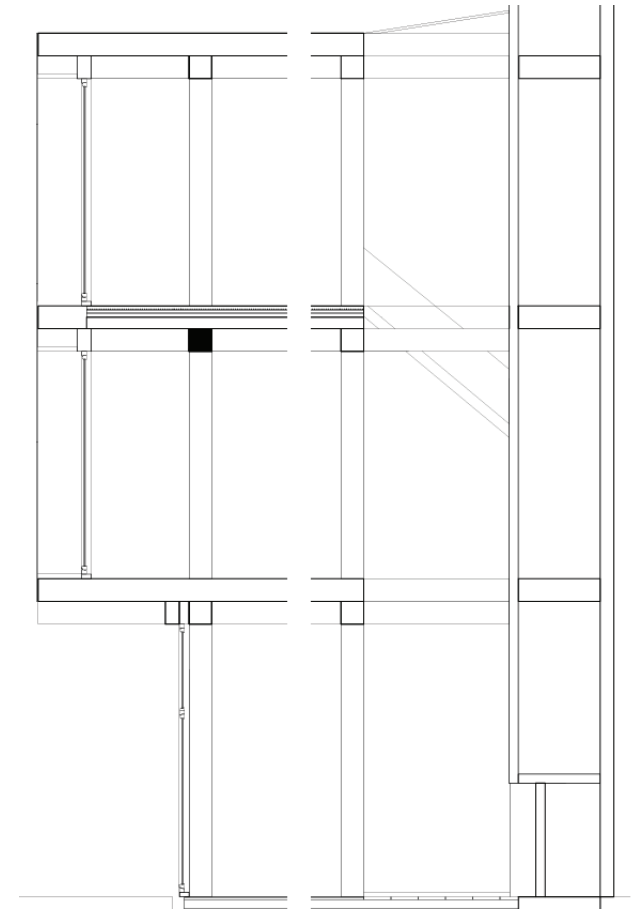




# WEEK 30

## 24-03-2025

This week the core changed in the matter that the elevators moved towards the arms so there would be more space in the core for stairs and routing. Also a start is made in thinking about how everything should be materialized.



# WEEK 31

## 31-03-2025

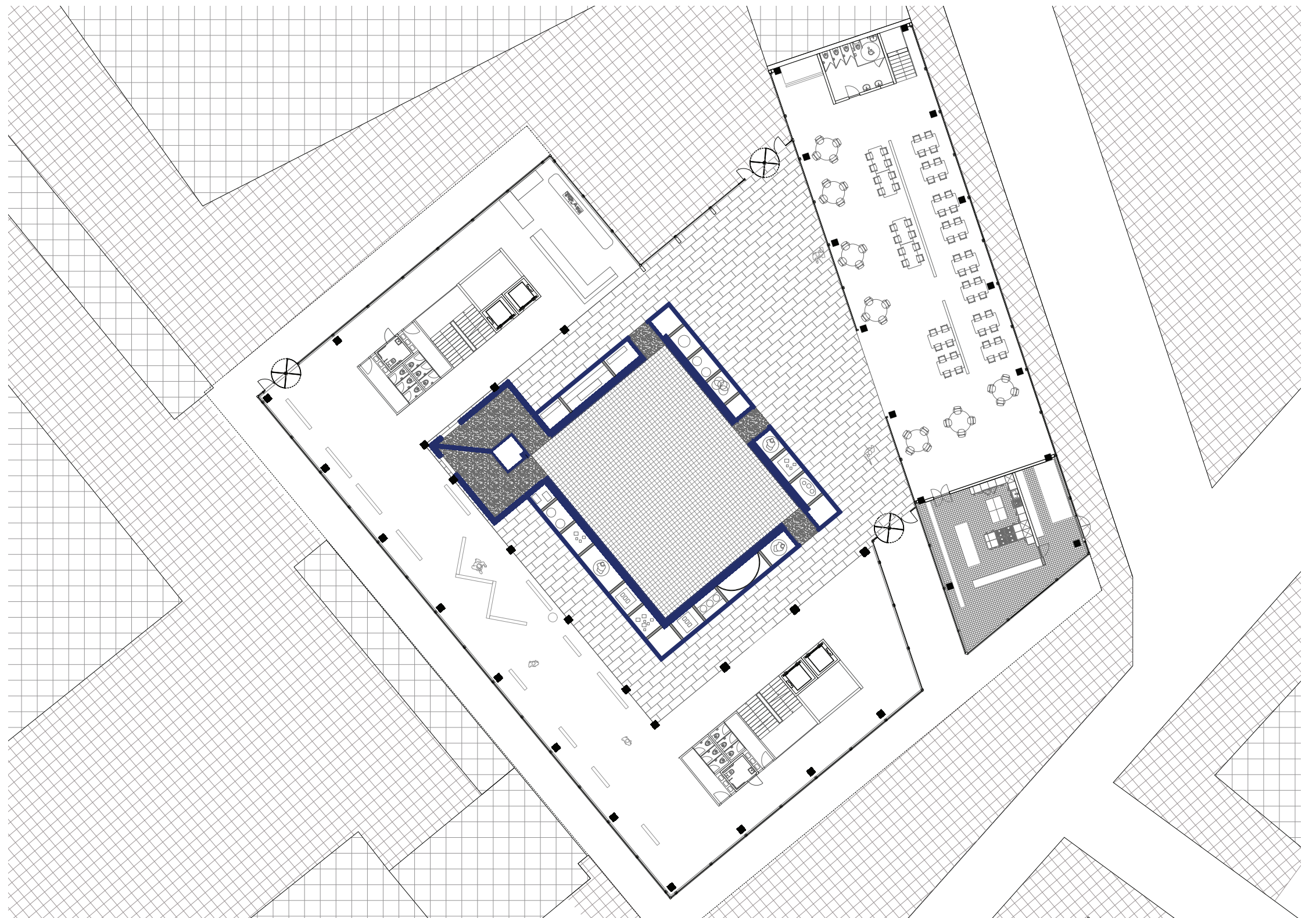
This was the week of P3, I spent all my time creating the products for this. Most happened last moment. which influenced the quality of work



# WEEK 32

## 07-04-2025

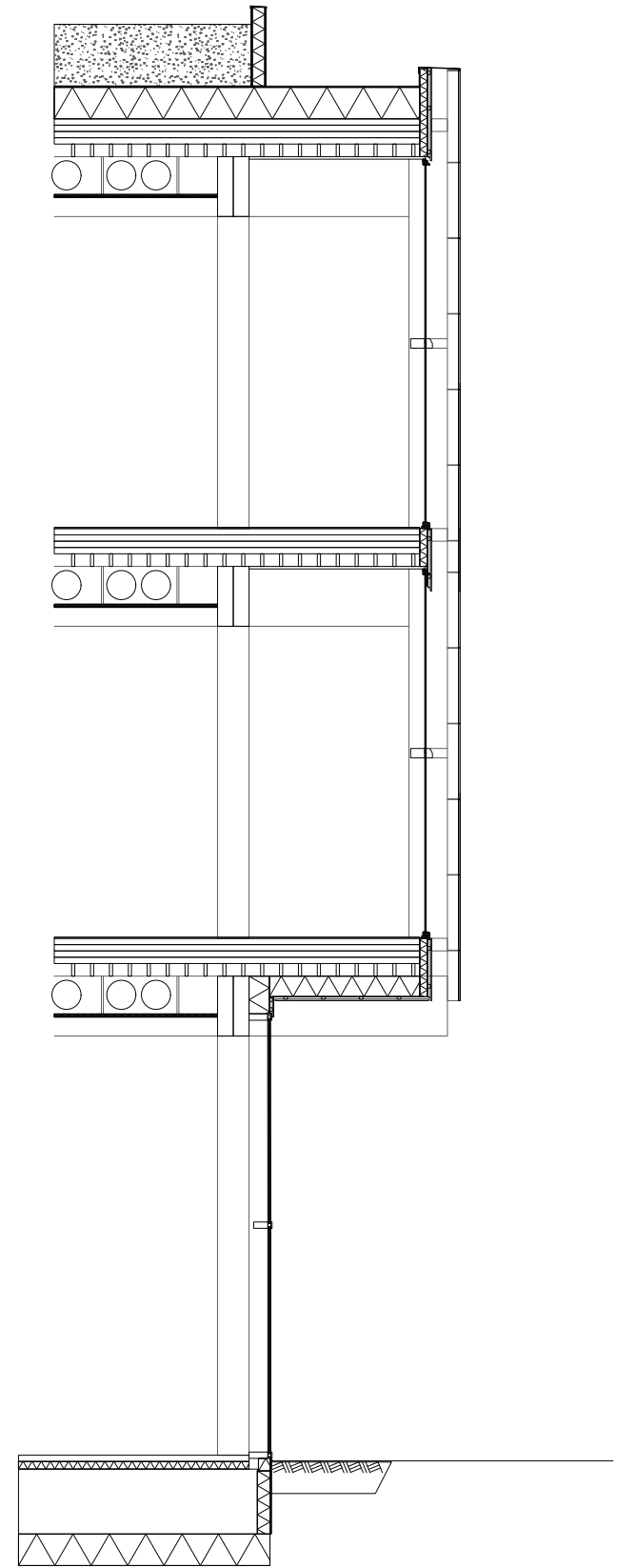
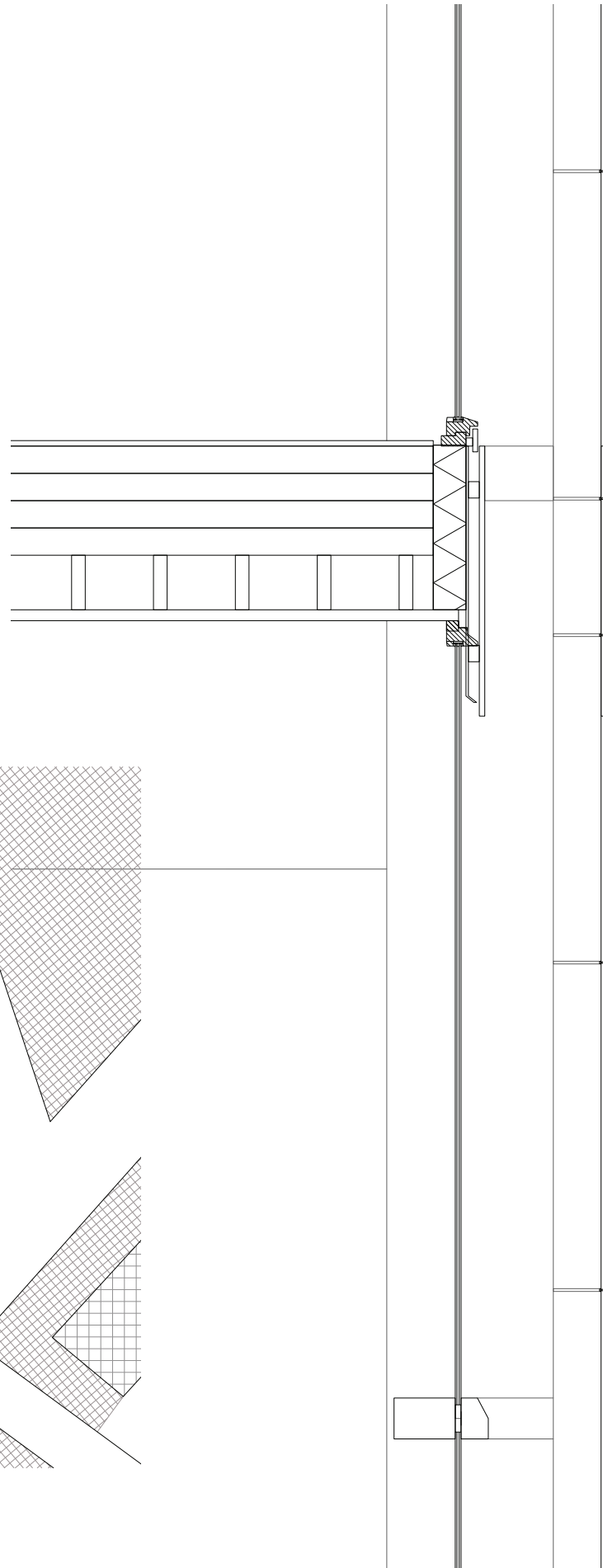
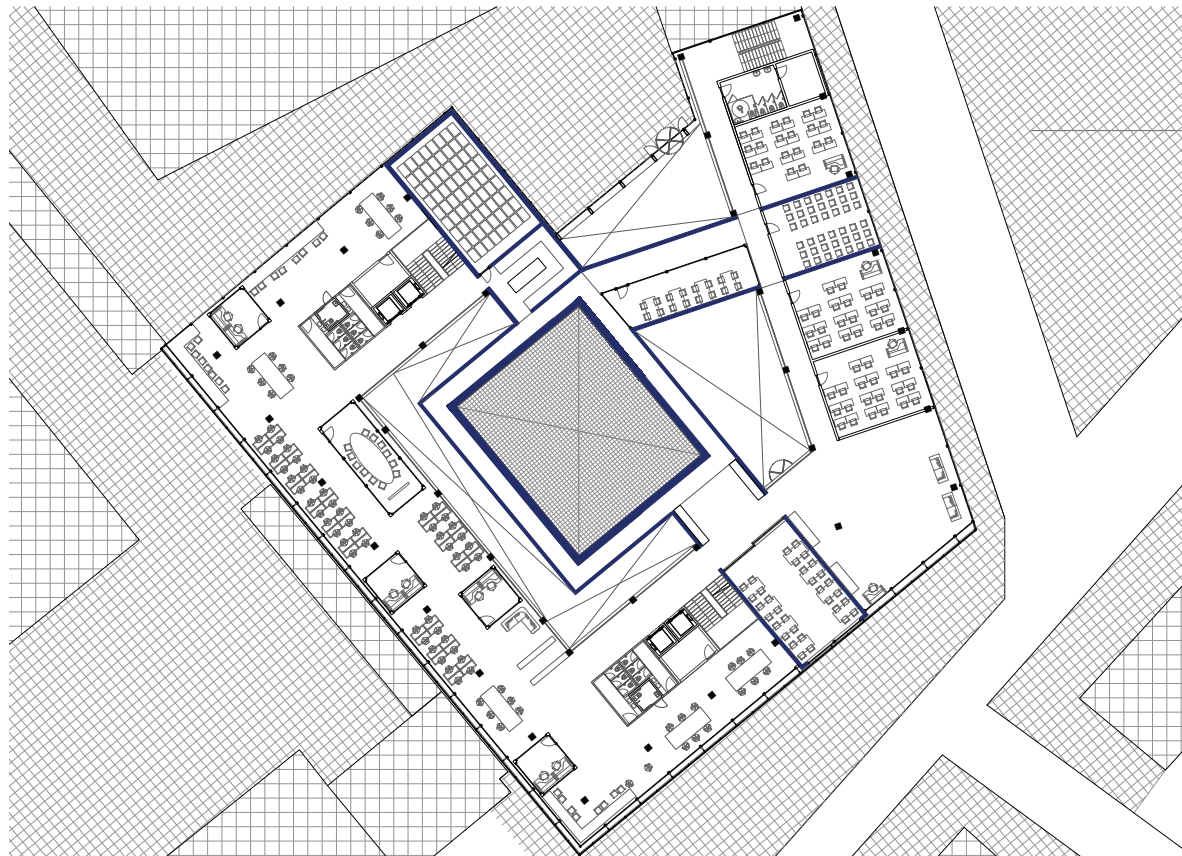
This week I changed the main entrance to the other side of the building. There remained a narrow entrance on the southside of the building. Which later also vanished. The curtain facade was becoming more important in the design.



# WEEK 33

## 14-04-2025

This week I started on the details of the facade



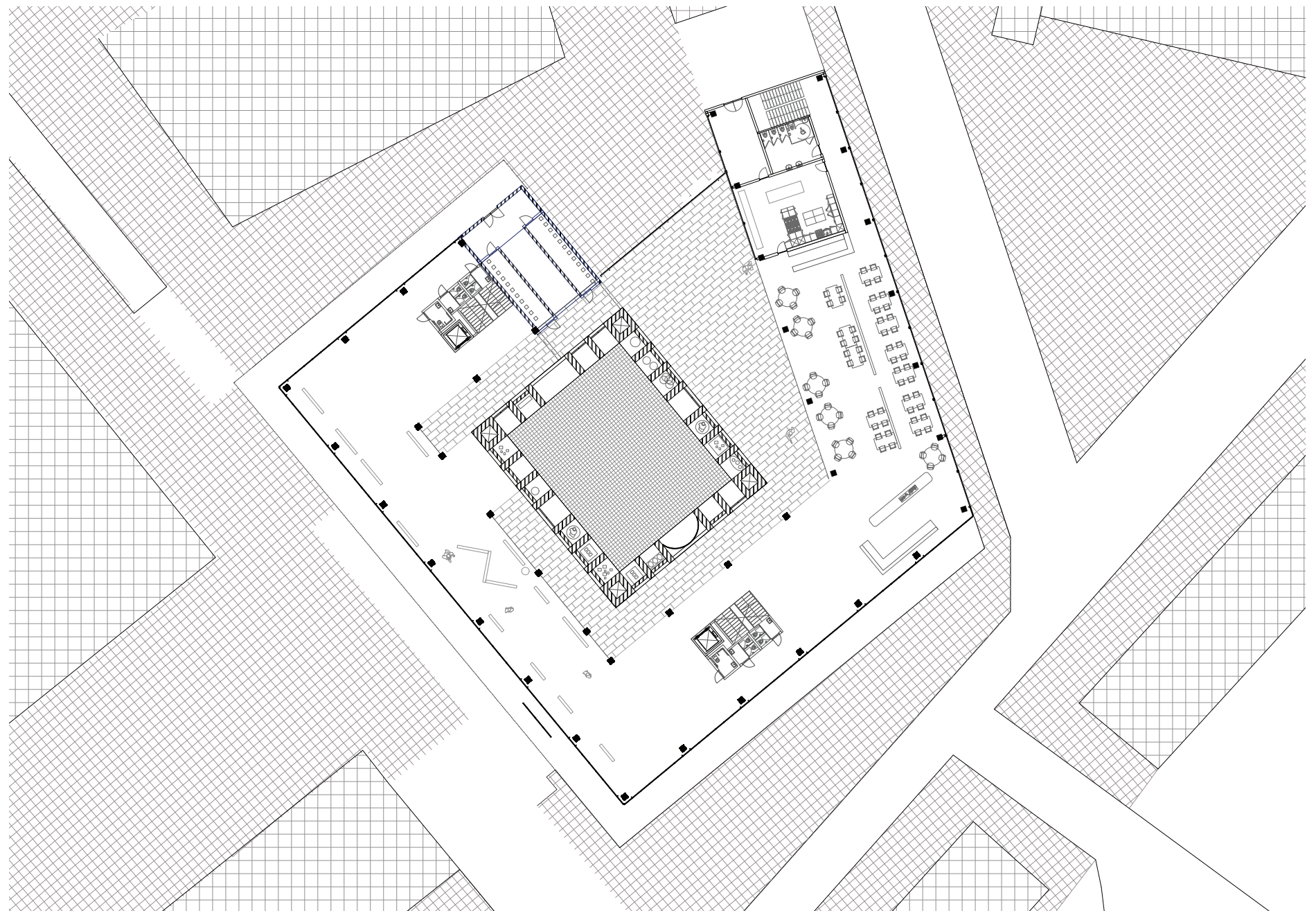



# WEEK 34

## 21-04-2025

This week I spent time researching the Wudhu to create a better space fit for ablution. And did more research on how a mosque should be entered and how gender restrictions work in Islam.

Furthermore the floorplan changed, the subcores shrunk in size and an extra entrance for the religious program appeared.



# WEEK 35

## 05-05-2025

This week I spent all my time creating all drawings for P4



# WEEK 36

## 12-05-2025

Today I had to hand in the deadline for P4