

**Document Version**

Final published version

**Licence**

CC BY

**Citation (APA)**

Ghanipoor, F., Murguia, C., Esfahani, P. M., & van de Wouw, N. (2025). Robust fault estimators for nonlinear systems: An ultra-local model design. *Automatica*, 171, Article 111920. <https://doi.org/10.1016/j.automatica.2024.111920>

**Important note**

To cite this publication, please use the final published version (if applicable).  
Please check the document version above.

**Copyright**

In case the licence states "Dutch Copyright Act (Article 25fa)", this publication was made available Green Open Access via the TU Delft Institutional Repository pursuant to Dutch Copyright Act (Article 25fa, the Taverne amendment). This provision does not affect copyright ownership.  
Unless copyright is transferred by contract or statute, it remains with the copyright holder.

**Sharing and reuse**

Other than for strictly personal use, it is not permitted to download, forward or distribute the text or part of it, without the consent of the author(s) and/or copyright holder(s), unless the work is under an open content license such as Creative Commons.

**Takedown policy**

Please contact us and provide details if you believe this document breaches copyrights.  
We will remove access to the work immediately and investigate your claim.



# Robust fault estimators for nonlinear systems: An ultra-local model design<sup>☆</sup>



Farhad Ghanipoor<sup>a,\*</sup>, Carlos Murguia<sup>a,c</sup>, Peyman Mohajerin Esfahani<sup>b</sup>,  
Nathan van de Wouw<sup>a</sup>

<sup>a</sup> Mechanical Engineering Department, Eindhoven University of Technology, Eindhoven, The Netherlands

<sup>b</sup> Delft Center for Systems and Control, Delft University of Technology, Delft, The Netherlands

<sup>c</sup> Engineering Systems Design, Singapore University of Technology and Design, Singapore, Singapore

## ARTICLE INFO

### Article history:

Received 12 May 2023

Received in revised form 12 April 2024

Accepted 23 July 2024

Available online xxxx

### Keywords:

Observer-based fault estimation

Mixed  $\mathcal{L}_2$  and  $\mathcal{L}_2 - \mathcal{L}_\infty$ -gains

Ultra local model

Data-based uncertainty models

Linear Matrix Inequality

## ABSTRACT

This paper proposes a nonlinear estimator for the robust reconstruction of process and sensor faults for a class of uncertain nonlinear systems. The proposed fault estimation method augments the system dynamics with an ultra-local (in time) internal state-space representation (a finite chain of integrators) of the fault vector. Next, a nonlinear state observer is designed based on the known parts of the augmented dynamics. This nonlinear filter (observer) reconstructs the fault signal as well as the states of the augmented system. We provide sufficient conditions that guarantee stability of the estimation error dynamics: firstly, asymptotic stability (i.e., exact fault estimation) in the absence of perturbations induced by the fault model mismatch (mismatch between internal ultra-local model for the fault and the actual fault dynamics), uncertainty, external disturbances, and measurement noise and, secondly, Input-to-State Stability (ISS) of the estimation error dynamics is guaranteed in the presence of these perturbations. In addition, to support performance-based estimator design, we provide Linear Matrix Inequality (LMI) conditions for  $\mathcal{L}_2$ -gain and  $\mathcal{L}_2 - \mathcal{L}_\infty$  induced norm and cast the synthesis of the estimator gains as a semi-definite program where the effect of model mismatch and external disturbances on the fault estimation error is minimized in the sense of  $\mathcal{L}_2$ -gain, for an acceptable  $\mathcal{L}_2 - \mathcal{L}_\infty$  induced norm with respect to measurement noise. The latter result facilitates a design that explicitly addresses the performance trade-off between noise sensitivity and robustness against model mismatch and external disturbances. Finally, numerical results for a benchmark system illustrate the performance of the proposed methodologies.

© 2024 The Author(s). Published by Elsevier Ltd. This is an open access article under the CC BY license (<http://creativecommons.org/licenses/by/4.0/>).

## 1. Introduction

Process reliability is essential in many engineering systems, such as high-tech equipment, energy systems, automotive technology and health applications. Predictive maintenance technology is a key enabler for improving process reliability. A fundamental element for predictive maintenance is fault estimation. That is, we do not only need to know the presence and source of the fault (fault detection and isolation, see [Chen and Patton \(2012\)](#), [Ding \(2008\)](#) and [Hwang, Kim, Kim, and Seah \(2009\)](#), and

references therein) but also its nature/severity (fault estimation). As an example, suppose the fault is small and/or slowly increasing in magnitude (slow compared to the system time scale). In this case, if accurate estimates of fault-induced signals are available the fault severity can be quantified and predictive maintenance can be scheduled accordingly. The latter is only possible if we estimate fault signals (at least their magnitude) using available information (inputs, measured outputs, and system models). Therefore, this paper focuses on the problem of fault estimation for a class of uncertain nonlinear systems.

*Existing Literature:* Available methods for fault estimation can be divided into three categories:

(1) Linear Systems: Numerous fault estimation methods have been developed for linear dynamical systems (see, e.g., [Liu, Cao, and Shi \(2012\)](#) and [Liu and Shi \(2013\)](#) for results on linear stochastic and switching systems). However, most practical systems, such as those in robotics, transportation systems, power networks, manufacturing, and water distribution, are nonlinear in nature.

<sup>☆</sup> The material in this paper was partially presented at 2022 IEEE 61st Conference on Decision and Control (CDC) 2022, Dec 6. Web link: <https://ieeexplore.ieee.org/document/9992945>. This paper was recommended for publication in revised form by Associate Editor Angelo Alessandri under the direction of Editor Thomas Parisini.

\* Corresponding author.

E-mail addresses: [f.ghanipoor@tue.nl](mailto:f.ghanipoor@tue.nl) (F. Ghanipoor), [C.G.Murguia@tue.nl](mailto:C.G.Murguia@tue.nl), [murguia\\_rendon@sutd.edu.sg](mailto:murguia_rendon@sutd.edu.sg) (C. Murguia), [P.MohajerinEsfahani@tudelft.nl](mailto:P.MohajerinEsfahani@tudelft.nl) (P.M. Esfahani), [N.v.d.Wouw@tue.nl](mailto:N.v.d.Wouw@tue.nl) (N. van de Wouw).

(2) Nonlinear Systems/Linear Filters: Methods for nonlinear systems are still under development, see, e.g., De Persis and Isidori (2001), Ghanipoor, Murguia, Mohajerin Esfahani, and van de Wouw (2023a), Ossmann (2016) and Zhu, Yang, Wang, and Wang (2015). For fault estimation in nonlinear systems, linear or nonlinear filters can be developed. Some of the existing literature on fault detection for nonlinear systems can be adapted to address the fault estimation problem (Varga, 2017). For instance, Mohajerin Esfahani and Lygeros (2015) provide a linear filter for fault detection of nonlinear systems in which the linear filter is designed by minimizing the nonlinearity effect on the filter output subject to a bound on the effects of fault on the filter output. In this result, by constraining the mapping from the fault to the filter output, the fault signal can be estimated. Similar results can be found in Pan, Palensky, and Mohajerin Esfahani (2021) where instead of minimizing the nonlinearity effect, the output mismatch of the actual and simulation-based system is minimized to provide robustification against model mismatch.

(3) Nonlinear Systems/Nonlinear Filters: For fault estimation in nonlinear systems, also nonlinear filters can be used (Guzman, López-Estrada, Estrada-Manzo, & Valencia-Palomo, 2021; Han, Liu, Gao, & Wei, 2019; Jiang, Staroswiecki, & Cocquempot, 2006; Veluvolu, Kim, & Lee, 2011). Most of the existing results construct nonlinear observers by incorporating nonlinear dynamics of the system as nonlinear filters for fault estimation. Because these results consider nonlinear dynamics in the filter structure, they can capture the behavior of nonlinear systems accurately and as a consequence provide better fault estimation. However, to provide such filters, due to nonlinearities, some assumptions on the class of systems and faults are required. Below we discuss some of these results.

As discussed in Jiang et al. (2006), the authors address the fault estimation problem for nonlinear systems with uniformly Lipschitz nonlinearities, process faults only (i.e., no sensor faults), and assume the so-called matching condition (the rank of the fault distribution matrix is invariant under left multiplication by the output matrix) is satisfied. An adaptive filter is provided that approximately reconstructs the actuator fault vector in this configuration. Although the matching condition makes the problem tractable, it significantly reduces the class of systems that can benefit from the results. In Vo, Dao, Ahn, et al. (2021), a fault estimation scheme is introduced for both sensor and process faults using Nonlinear Unknown Input Observers (NUIO), adaptive Radial Basis Function Neural Networks (RBFNN), and assuming the matching condition is satisfied. The authors prove that their scheme provides boundedness of fault estimation errors.

In Zhu et al. (2015), the matching condition does not need to be satisfied. However, they do not consider model uncertainty, external disturbances, and measurement noise. The authors consider Lipschitz nonlinearities, simultaneous sensor and process faults, and adopt a standard fault observability condition (Hou & Patton, 1998) on the linear part of the dynamics. Therein, the problem is tackled using the notion of intermediate observers, consisting of two dedicated observers, one that estimates the fault and the other the state. Their scheme guarantees bounded fault estimation errors. In van der Ploeg, Alirezai, van de Wouw, and Mohajerin Esfahani (2022), simultaneous additive and multiplicative process faults are considered in the scope of discrete-time system models. They address the fault estimation problem by decoupling process nonlinearities and perturbations from the estimation filter dynamics and using regression techniques to approximately estimate fault signals. Decoupling nonlinearities leads to linear filters for which linear methods can be used to reconstruct fault signals. However, decoupling conditions impose strong assumptions on the system dynamics, which significantly limits the applicability of these results.

We remark that all the above-mentioned results for uncertain nonlinear systems guarantee *approximate* reconstruction of fault vector only, i.e., they ensure bounded estimation errors, which, if small enough, still lead to a potentially good estimate of the true fault. Not having internal state-space representations of fault vector makes it challenging to enforce zero error fault estimation. We propose a fault estimation scheme for process and sensor faults that allows to guarantee zero error in the absence of uncertainty, external disturbances, and measurement noise for some classes of faults and ensures robust fault estimate in the presence of perturbations, all without *requiring a matching condition*.

This scheme incorporates an internal representation of the fault vector, where we use the notion of *ultra-local models* (Fliess & Join, 2013; Sira-Ramírez, Luviano-Juárez, Ramírez-Neria, & Zurita-Bustamante, 2018) phenomenological models valid for short time intervals. We then extend the system dynamics with the (internal) ultra-local state-space of the fault vector to construct an augmented dynamics. Based on the known parts of the augmented dynamics, a nonlinear observer is proposed to estimate the states of the original system and the ultra-local fault (internal) system. We derive the error dynamics of the observer in which the fault model mismatch (mismatch between actual internal system and its model), uncertainty mismatch (mismatch between actual uncertainty and its model), external disturbances, and measurement noise enter as external perturbations. The fault estimation problem is reformulated as a robust (against the mentioned perturbations) state estimation problem in the error dynamics. The main contributions of this paper are as follows:

- (a) **Comprehensive Problem Setting:** Existing research on fault estimation for Lipschitz nonlinear systems has often skipped the comprehensive problem setting including time-varying process and sensor faults, modeling uncertainties, disturbances, and measurement noise (Han et al., 2019; Jiang et al., 2006; van der Ploeg et al., 2022). Our contribution lies in presenting a fault estimation approach tailored to address all these challenges for Lipschitz nonlinear systems.
- (b) **Exact Fault Estimation Guarantee:** Existing studies for Lipschitz nonlinear systems primarily focus on achieving an *approximate* reconstruction of the fault vector (Jiang et al., 2006; Vo et al., 2021; Zhu et al., 2015). In contrast, our proposed method stands out by offering a fault estimation framework that not only guarantees exact fault estimation for a class of time-varying faults (polynomial in time) when uncertainty, external disturbances, and measurement noise are absent. In addition, it ensures robust fault estimation with explicit, computable performance bounds in the presence of perturbations.
- (c) **Optimization-Based Fault Estimation Scheme:** Our approach introduces a computationally tractable algorithm to synthesize the fault estimator's design parameters. This is achieved through the solution of semi-definite programs, where we minimize the  $\mathcal{L}_2$ -gains from perturbations induced by fault, uncertainty model mismatches, and external disturbances to the fault estimation error. Additionally, we uphold stability conditions while simultaneously constraining desired upper bounds on the  $\mathcal{L}_2 - \mathcal{L}_\infty$  induced norms from measurement noise perturbations to the fault estimation error (Theorem 1). These computationally tractable design conditions provide a means to perform performance trade-off analyses in terms of robustness with respect to different disturbances/perturbations.

This paper is a generalized version of the preliminary result published in the conference paper (Ghanipoor, Murguia, Mohajerin Esfahani, & van de Wouw, 2022). Compared to Ghanipoor

et al. (2022), here we address a more general problem setting by considering state-dependent faults, external disturbances, model uncertainties and measurement noise. Furthermore, the fault estimate is robustified against perturbations induced by fault and uncertainty model mismatches, external disturbances, and measurement noise in the  $\mathcal{L}_2$  sense for a desired worst-case noise amplification in the  $\mathcal{L}_2 - \mathcal{L}_\infty$  sense.

The remainder of this paper is organized as follows. In Section 2, problem formulation is presented, first in a high level sense and then with precise mathematical details. The proposed method for the fault estimator design is described in Section 3. In Section 4, the method is applied to a benchmark example in simulation. Section 5 presents the conclusion and final remarks.

**Notation.** The symbol  $\mathbb{R}^+$  denotes the set of nonnegative real numbers. The  $n \times n$  identity matrix is denoted by  $I_n$  or simply by  $I$  if  $n$  is clear from the context. Similarly,  $n \times m$  matrices composed of only zeros are denoted by  $0_{n \times m}$  or simply by  $0$  when their dimensions are clear. For positive definite (semi-definite) matrices, we use the notation  $P \succ 0$  ( $P \succeq 0$ ). For negative definite (semi-definite) matrices, we use the notation  $P \prec 0$  ( $P \preceq 0$ ). The  $\ell_2$  vector norm (Euclidean norm) and the matrix norm induced by the  $\ell_2$  vector norm are both denoted as  $\|\cdot\|$  and the  $\ell_\infty$  vector norm is showed by  $\|\cdot\|_\infty$ . We use  $\mathcal{L}_2(0, T)$  (or simply  $\mathcal{L}_2$ ) to denote vector-valued functions  $z : [0, T] \rightarrow \mathbb{R}^k$  satisfying  $\|z(t)\|_{\mathcal{L}_2}^2 := \int_0^T \|z(t)\|^2 dt < \infty$ . For a vector-valued signal  $f$  defined for all  $t \geq 0$ ,  $\|f\|_{\mathcal{L}_\infty} := \sup_{t \geq 0} \|f(t)\|$  and  $f^{(r)}$  shows the entry-wise  $r$ th-time total derivative. For a differentiable function  $W : \mathbb{R}^n \rightarrow \mathbb{R}$  we denote by  $\frac{\partial W}{\partial e}$  the row-vector of partial derivatives and by  $\dot{W}(e)$  the total derivative of  $W(e)$  with respect to time (i.e.,  $\frac{\partial W}{\partial e} \frac{de}{dt}$ ). We often omit time dependencies for notation simplicity. The notation  $(f, d)$  stands for the column vector composed of the (vector or scalar) elements  $f$  and  $d$ .

## 2. Problem formulation

Consider the nonlinear system

$$\begin{cases} \dot{x} = Ax + B_u u + S_g g(V_g x, u, t) \\ \quad + S_\eta \eta(V_\eta x, u, t) + B_f f(x, u, t) + B_\omega \omega, \\ y = Cx + D_f f(x, u, t) + D_v v, \end{cases} \quad (1a)$$

where  $t \in \mathbb{R}^+$ ,  $x \in \mathbb{R}^n$ ,  $y \in \mathbb{R}^m$ , and  $u \in \mathbb{R}^l$  are time, state, measured output and known input vectors, respectively, and function  $g : \mathbb{R}^{n_{vg}} \times \mathbb{R}^l \times \mathbb{R}^+ \rightarrow \mathbb{R}^{n_g}$  is a nonlinear known vector field. Function  $\eta : \mathbb{R}^{n_{v\eta}} \times \mathbb{R}^l \times \mathbb{R}^+ \rightarrow \mathbb{R}^{n_\eta}$  denotes unknown modeling uncertainty. Signals  $\omega : \mathbb{R}^+ \rightarrow \mathbb{R}^{n_\omega}$  and  $v : \mathbb{R}^+ \rightarrow \mathbb{R}^{m_v}$  are unknown bounded disturbances; the former with unknown frequency range and the latter with high frequency content (e.g., related to measurement noise). Function  $f : \mathbb{R}^n \times \mathbb{R}^l \times \mathbb{R}^+ \rightarrow \mathbb{R}^{n_f}$  denotes the unknown fault vector, which contains both process and sensor faults. Note that  $f$  can represent any types of additive or multiplicative faults. Matrices  $(A, B_u, S_g, V_g, S_\eta, V_\eta, B_f, B_\omega, C, D_f, D_v)$  are of appropriate dimensions,  $n, m, l, n_{vg}, n_g, n_{v\eta}, n_\eta, n_\omega, n_f, m_v \in \mathbb{N}$ . Matrix  $B_f$  denotes the process fault distribution matrix while matrix  $D_f$  represents the contribution of the fault signal to sensor measurements. Matrices  $S_g$  and  $S_\eta$  are used to indicate in which equation(s) the nonlinearity  $g$  and the uncertainty  $\eta$  appear explicitly, and matrices  $V_g$  and  $V_\eta$  to indicate which states play a role in the nonlinearity and uncertainty, respectively.

The objective of this paper is to estimate the fault vector  $f$  using the real time input, output data and the available known models. In the system (1a), clearly the uncertainty  $\eta(\cdot)$  is unknown, which challenges fault estimation. We can either robustify the fault estimate error against the complete uncertainty

or use an approximated model of it (obtained, e.g., using data-based methods) and robustify the fault estimate error against the remaining (smaller) uncertainty model mismatch. Without loss of generality, we assume that we can write  $\eta(\cdot)$  in (1a) as:

$$\eta(V_\eta x, u, t) = \eta_k(V_\eta x, u, t) + \delta \eta_k(V_\eta x, u, t), \quad (1b)$$

where  $\delta \eta_k(V_\eta x, u, t) := \eta(V_\eta x, u, t) - \eta_k(V_\eta x, u, t)$  and  $\eta_k(\cdot)$  denotes any prior (possibly inaccurate) approximation, we may have of  $\eta$ . If we do not have such an approximated model, we just take  $\eta_k = 0$  and carry out further designs considering the complete  $\eta$ .

Let us state the assumptions on the system (1), which stand throughout this paper.

**Regularity Assumptions:** The following assumptions are required to ensure that the problem is well-posed as is common in the existing literature (Han et al., 2019; Jiang et al., 2006; Keliris, Polycarpou, & Parisini, 2016; Sontag, 2008):

- **Assumption 1 (State and Input Boundedness).** The state variable  $x$  and the input  $u$  are bounded over any finite time interval.
- **Assumption 2 ( $C^r$  Fault Vector).** The fault vector  $f(x(t), u(t), t)$  in (1) is  $r$  times differentiable with respect to time, i.e., the total time derivatives  $f^{(1)}(x(t), u(t), t)$ ,  $f^{(2)}(x(t), u(t), t)$ , ...,  $f^{(r)}(x(t), u(t), t)$  exist and are continuous.
- **Assumption 3 (Bounded Disturbances).** The disturbance vectors  $\omega$  and  $v$  in (1) are bounded on any finite time interval, and  $v$  is differentiable, i.e., the derivative  $\dot{v}(t)$  with respect to time exists, is continuous, and is bounded over any finite time interval.

We aim to robustify the fault estimate error against unknown bounded external disturbances (low or high frequency) and (fault and uncertainty) model mismatches. For fault estimation, we consider nonlinear filters with the following structure:

$$\begin{cases} \dot{z} = h(z, u, y; \theta), \\ \hat{f} = \phi(z, y; \theta), \end{cases} \quad (2)$$

where  $z \in \mathbb{R}^{n_z}$  is the internal state of the filter with  $n_z \in \mathbb{N}$ . Functions  $h : \mathbb{R}^{n_z} \times \mathbb{R}^l \times \mathbb{R}^m \rightarrow \mathbb{R}^{n_z}$  and  $\phi : \mathbb{R}^{n_z} \times \mathbb{R}^m \rightarrow \mathbb{R}^{n_f}$  characterize the filter structure,  $\theta$  denotes design parameters.

Define the fault estimate error as

$$e_f := \hat{f} - f.$$

Later, it will be shown that, for the fault estimator design proposed in Section 2.3, the fault estimation error dynamics, explicated in Eq. (11) in Section 2.4, exhibits  $(\delta \eta_k, \omega, f^{(r)}, v, \dot{v})$  as a perturbation input. Now, having that in mind, we can state the problem we aim to solve at a high abstraction level.

**Problem 1a (Fault Reconstruction – Abstract Level).** Consider the uncertain nonlinear system (1) with known input and output signals,  $u(t)$  and  $y(t)$ , and the nonlinear fault estimator filter (2). For given  $r$ , design the filter parameters  $\theta$  such that:

(1) **Stability:** The estimation error dynamics is input-to-state stable with respect to the perturbation input  $(\delta \eta_k, \omega, f^{(r)}, v, \dot{v})$ ;

(2) **Disturbance Attenuation:** For  $v = 0$ , the  $\mathcal{L}_2$ -gain from  $(\delta \eta_k, \omega, f^{(r)})$  to  $e_f = \hat{f} - f$  is bounded by some known  $c_1 > 0$ , for  $t \geq 0$ ;

(3) **Noise Rejection:** For  $(\delta \eta_k, \omega, f^{(r)}) = 0$ , the  $\mathcal{L}_2 - \mathcal{L}_\infty$  induced gain from  $(v, \dot{v})$  to  $e_f = \hat{f} - f$  is bounded by some known  $c_2 > 0$ , for  $t \geq 0$ .



The related estimation error dynamics can then be written as follows:

$$\begin{aligned} \dot{e} = & Ne + (NM + LC_a - MA_a)x_a + (G - MB_{u_a})u_a \\ & + MS_{g_a}(g_a(V_{g_a}\hat{x}_a + J(y - C_a\hat{x}_a), u_a) - g_a(V_{g_a}x_a, u_a)) \\ & - MB_{\omega_a}\omega_a + (NE + L)D_v v - ED_v \dot{v}. \end{aligned} \quad (9)$$

Given the algebraic relations in (7c), it can be verified that  $G - MB_{u_a} = 0$ ,  $NM + LC_a - MA_a = 0$ , and  $NE + L = K$ . Therefore, (9) can be written as

$$\dot{e} = Ne + MS_{g_a}\delta g_a - MB_{\omega_a}\omega_a + B_{v_a}v_a \quad (10a)$$

with

$$\begin{aligned} \delta g_a &:= g_a(V_{g_a}\hat{x}_a + J(y - C_a\hat{x}_a), u) - g_a(V_{g_a}x_a, u), \\ B_{v_a} &:= [KD_v, -ED_v], \quad v_a := [v^\top, \dot{v}^\top]^\top. \end{aligned} \quad (10b)$$

By collecting all perturbations, error dynamics (10a) can be written as

$$\dot{e} = Ne + MS_{g_a}\delta g_a + \bar{B}_{\omega_a}\bar{\omega}_a, \quad (11a)$$

where

$$\begin{aligned} \bar{B}_{\omega_a} &:= [ -MB_{\omega_a} \quad B_{v_a} ], \\ \bar{\omega}_a &:= [ \omega_a^\top \quad v_a^\top ]^\top = [ \delta\eta_{l_k}^\top \quad \omega^\top \quad f^{(r)\top} \quad v^\top \quad \dot{v}^\top ]^\top. \end{aligned} \quad (11b)$$

Recall from Problem 1a that we require the estimation error dynamics to have a certain Input-to State Stability (ISS) property. In the following definition, we define ISS for the estimation error dynamics (11).

**Definition 1** (*Input-to-State Stability*). The error dynamics (11) is said to be ISS if there exist a class  $\mathcal{KL}$  function  $\beta(\cdot)$  and a class  $\mathcal{K}$  function  $\mu(\cdot)$  such that for any initial estimation error  $e(t_0)$  and any bounded input  $\bar{\omega}_a$ , the solution  $e(t)$  of (11) exists for all finite  $t \geq t_0$  and satisfies

$$\|e(t)\| \leq \beta(\|e(t_0)\|, t - t_0) + \mu\left(\sup_{t_0 \leq \tau \leq t} \|\bar{\omega}_a(\tau)\|\right). \quad (12)$$

Now, we have all the machinery required to restate Problem 1a in a mathematically precise manner for the uncertain nonlinear system in (1).

**Problem 1b** (*Fault Reconstruction*). Consider the uncertain nonlinear system (1) with known input and output signals,  $u(t)$  and  $y(t)$ . Furthermore, consider the internal fault dynamics (4), its Taylor approximation (3), the augmented dynamics (5), the nonlinear fault estimator filter (2) with functions defined in (7), and let Assumption 4 be satisfied. Design the filter gain matrices  $\theta = \{E, K, J\}$  such that we have:

(1) **Stability:** The estimation error dynamics (11) is ISS with respect to input  $\bar{\omega}_a = (\omega_a, v_a)$ ;

(2) **Disturbance Attenuation:** for  $v = \dot{v} = 0$ , it holds that

$$J_1(\theta) := \sup_{(\delta\eta_{l_k}, \omega, f^{(r)})} \frac{\|e_f\|_{\mathcal{L}_2}}{\|(\delta\eta_{l_k}, \omega, f^{(r)})\|_{\mathcal{L}_2}} \quad (13)$$

is bounded by some known  $c_1 > 0$ ;

(3) **Noise Rejection:** for  $\delta\eta_{l_k} = \omega = f^{(r)} = 0$ , it holds that

$$J_2(\theta) := \sup_v \frac{\|e_f\|_{\mathcal{L}_2}}{\|(v, \dot{v})\|_{\mathcal{L}_\infty}} \quad (14)$$

is bounded by some known  $c_2 > 0$ .

Under Assumptions 1–4, Problem 1b amounts to find fault estimator gains that guarantee a bounded estimation error  $e(t)$  in

(11); for  $\bar{\omega}_a = 0$ ,  $e(t)$  goes to zero asymptotically (internal stability); when  $v = 0$  the  $\mathcal{L}_2$ -gain of the mapping from  $(\delta\eta_{l_k}, \omega, f^{(r)})$  to  $e_f$  (the fault estimation error) is upper bounded by some  $c_1 > 0$ ; and when  $(\delta\eta_{l_k}, \omega, f^{(r)}) = 0$ , the  $\mathcal{L}_2$ - $\mathcal{L}_\infty$  induced gain (or energy to peak norm (Scherer & Weiland, 2000, pp.)) from  $(v, \dot{v})$  to  $e_f$  is upper bounded by some  $c_2 > 0$ .

In what follows, we provide the solution to Problem 1b.

### 3. Fault estimator design

The solution to Problem 1b is given in the following three subsections with the same order of the problem parts (i.e., 1. stability, 2. disturbance attenuation, and 3. noise rejection).

#### 3.1. ISS estimation error dynamics

In this section, we derive Linear Matrix Inequality (LMI) conditions for designing the matrices  $\theta$  of the filter functions in (7). As a stepping stone, we present a sufficient condition for asymptotic stability of the origin of the estimation error dynamics (11) when the perturbation vector  $\bar{\omega}_a = (\omega_a, v_a)$  equals zero (internal stability). Moreover, we prove the boundedness of the estimation error in the presence of the perturbation using the input-to-state stability concept (Sontag, 2008).

We remark that  $\bar{\omega}_a$  is a function of  $x(t)$ ,  $u(t)$  and  $t$ , so it is an implicit function of time. Furthermore, note that  $\bar{\omega}_a$  is bounded over any finite time interval due to Assumptions 1–3 (see Remark 1 for further details). The boundedness of  $\bar{\omega}_a$ , together with the ISS of the estimation error dynamics in (11), implies boundedness of the estimation error over any finite time interval and the asymptotic stability of the origin of (11) when  $\bar{\omega}_a = 0$ . Moreover, if  $\bar{\omega}_a$  is bounded uniformly in  $t$ ; ISS guarantees the existence of an ultimate bound on the estimation error.

**Remark 1** (*Boundedness Assumptions*). We have  $\bar{\omega}_a = (\delta\eta_{l_k}, \omega, f^{(r)}, v, \dot{v})$ . Note that, by the extreme value theorem (Protter, Charles Jr, et al., 2012, Thm. 3.12), the uncertainty model mismatch  $\delta\eta_{l_k}(x(t), u(t), t)$  and the fault model mismatch  $f^{(r)}(x(t), u(t), t)$  are bounded over any finite time interval due to continuity and bounded driving terms (Assumptions 1 and 2). Moreover, the other terms in  $\bar{\omega}_a$  (i.e.,  $\omega(t)$ ,  $v(t)$ , and  $\dot{v}(t)$ ) are also bounded by Assumption 3. Therefore,  $\bar{\omega}_a$  is bounded over any bounded time interval under the required assumptions.

The next proposition formalizes an LMI condition that guarantees an ISS estimation error dynamics (11) with respect to input  $\bar{\omega}_a$ .

**Proposition 1** (*ISS Estimation Error Dynamics*). Consider the error dynamics (11) and let Assumption 4 hold with Lipschitz constant  $\alpha$ . Suppose there exist matrices  $P \in \mathbb{R}^{n_z \times n_z}$ , with  $P > 0$ ,  $R \in \mathbb{R}^{n_z \times m}$ ,  $Q \in \mathbb{R}^{n_z \times m}$ , and  $J \in \mathbb{R}^{n_{vg} \times m}$  satisfying the matrix inequality

$$\begin{bmatrix} X_{11} & X_{12} \\ * & -I \end{bmatrix} < 0, \quad (15a)$$

where, matrices  $X$  and  $X_{12}$  are defined as

$$\begin{aligned} X_{11} &:= S_{11} + \alpha(V_{g_a}^\top V_{g_a} - V_{g_a}^\top J C_a - C_a^\top J^\top V_{g_a}) \\ X_{12} &:= \left[ \sqrt{2\alpha}((P + RC_a)S_{g_a})^\top \right]^\top \\ &\quad \left[ \sqrt{\alpha}(J C_a)^\top \right]^\top \end{aligned} \quad (15b)$$

with

$$\begin{aligned} S_{11} &:= A_a^\top P + A_a^\top C_a^\top R^\top - C_a^\top Q^\top + P A_a \\ &\quad + R C_a A_a - Q C_a. \end{aligned} \quad (15c)$$

and the remaining matrices in (5b). Then, the estimation error dynamics in (11) is ISS with respect to input  $\bar{\omega}_a$ . Moreover, when  $\alpha = 0$  (no nonlinearity) the condition in (15a) transforms to

$$S_{11} < 0, \quad (15d)$$

that is a necessary and sufficient condition for ISS with respect to input  $\bar{\omega}_a$ .

**Proof.** The proof can be found in Appendix A. ■

**Remark 2 (LMI Feasibility).** If  $D_f$  in (1a) is full row rank (i.e., there are as many sensor faults,  $f_y$ , as sensors), the LMI in (15a) is always infeasible (observability is lost) Edwards and Spurgeon (2000), Edwards and Tan (2006) and Frank and Wunnenberg (1989). The standard practice to circumvent this issue is to assume  $\text{rank}[D_f] < m$  Edwards and Spurgeon (2000), Edwards and Tan (2006) and Frank and Wunnenberg (1989). Note that this is only a necessary condition and it does not guarantee the LMI in (15a) to be feasible (this has to be checked on a case-by-case basis).

In what follows, we shift our attention from the error dynamics (11) to its equivalent (10), to characterize fault estimation robustness against disturbances with unknown frequency range  $(\delta\eta_k, \omega, f^{(r)})$  (external disturbances, and fault and uncertainty model mismatches) and disturbances with high frequency content  $(v, \dot{v})$  (measurement noise and its derivative). Because  $(\delta\eta_k, \omega, f^{(r)})$  and  $(v, \dot{v})$  have different frequency characteristics, robustness strategies for each of these perturbations are different.

### 3.2. $\mathcal{L}_2$ Performance criterion

To maximize the performance of the reconstruction scheme, we seek to minimize the effect of  $(\delta\eta_k, \omega, f^{(r)})$  (treated as an arbitrary energy bounded external disturbance) on the fault estimation error  $e_f$ . We assume  $v$  is zero (consequently  $v_a = 0$ ) in the error dynamics (10) since we apriori know that the measurement noise has high frequency content and thus we consider the effect of  $v_a$  in the next section. To this end, we seek to minimize the  $\mathcal{L}_2$ -gain from  $(\delta\eta_k, \omega, f^{(r)})$  to the fault estimation error  $e_f$ . We could use the ISS formulation in Proposition 1 to cast an optimization problem where we minimize the ISS gain and treat the LMI in (15a) as an optimization constraint. By doing so, we would be reducing the effect of  $(\delta\eta_k, \omega, f^{(r)})$  on the complete vector of estimation errors  $e$  (state, and fault and fault derivatives estimation errors). Note, however, that the filter's purpose is to reconstruct fault vector only, so the performance in state estimation and the error of higher-order fault derivatives is not relevant.

**Definition 2 ( $\mathcal{L}_2$ -gain (van der Schaft, 1992)).** We say that the estimation error dynamics (10), assuming  $v = 0$  with input  $\omega_a(t) = (\delta\eta_k, \omega, f^{(r)})$  and output  $e_f(t)$  (fault estimation error as in (8)) has a  $\mathcal{L}_2$ -gain less than or equal to  $\lambda$  if the following inequality is satisfied

$$\|e_f(t)\|_{\mathcal{L}_2}^2 := \int_0^T \|e_f(t)\|^2 dt \leq \lambda^2 \int_0^T \|\omega_a(t)\|^2 dt,$$

for all  $T \geq 0$  and  $\omega_a(t) \in \mathcal{L}_2(0, T)$ .

The following proposition formalizes an LMI-based condition guaranteeing that (10) has the finite  $\mathcal{L}_2$ -gain property from  $(\delta\eta_k, \omega, f^{(r)})$  to the fault estimation error  $e_f$  (see Definition 2).

**Proposition 2 ( $\mathcal{L}_2$ -gain LMI).** Consider the error dynamics (10) and let Assumption 4 hold with Lipschitz constant  $\alpha$ . Suppose there exist

matrices  $P \succ 0, R, Q, J$ , and scalar  $\rho \geq 0$  satisfying

$$\begin{bmatrix} X_{11} + a\bar{C}^T\bar{C} & -(P + RC_a)B_{\omega_a} & X_{12} \\ * & -\rho aI & 0 \\ * & * & -I \end{bmatrix} \leq 0, \quad (16a)$$

for some given  $a > 0, X_{11}, X_{12}$  as defined in (15b),  $\bar{C}$  in (7b), and the remaining matrices in (5b). Then,  $J_1(\cdot)$  in (13) is upper bounded by  $\sqrt{\rho}$ , i.e., the  $\mathcal{L}_2$ -gain of (10) with  $v = 0$  from  $(\delta\eta_k, \omega, f^{(r)})$  to the fault estimation error  $e_f$  is upper bounded by  $\sqrt{\rho}$ . Moreover, when  $\alpha = 0$  (no nonlinearity) the condition in (16a) transforms to

$$\begin{bmatrix} S_{11} + \bar{C}^T\bar{C} & (P + RC_a)B_{d_1} \\ * & -\rho I \end{bmatrix} \leq 0, \quad (16b)$$

that is a necessary and sufficient condition for  $\sqrt{\rho}$  to be the upper bound for the  $\mathcal{L}_2$ -gain from  $(\delta\eta_k, \omega, f^{(r)})$  to the fault estimation error  $e_f$ .

**Proof.** The proof can be found in Appendix B. ■

### 3.3. $\mathcal{L}_2 - \mathcal{L}_\infty$ Induced norm performance criterion

The other terms affecting the fault reconstruction are measurement noise and its derivative with high frequency content  $(v, \dot{v})$ . Therefore, we assume disturbances with unknown frequency range  $(\delta\eta_k, \omega, f^{(r)}) = 0$  in the error dynamics (10) and seek to minimize the effect of disturbances with high frequency content  $(v, \dot{v})$  on the fault estimate error  $e_f$ . Here, we should select an appropriate performance criterion to characterize the effect of  $(v, \dot{v})$  on the estimation error dynamics (10). Because  $(v, \dot{v})$  consists of disturbances with bounded energy, we consider  $\mathcal{L}_2$ -norm for that and since it leads to abrupt changes in fault estimates  $e_f$ , we use  $\mathcal{L}_\infty$ -norm for fault estimation error  $e_f$  to have a filtering effect. In other words, we minimize the effect of abrupt changes and push the maximum amplitude in the fault estimate error signal down to have a smooth fault estimate. Therefore, we seek to minimize the  $\mathcal{L}_2 - \mathcal{L}_\infty$  induced norm from  $(v, \dot{v})$  to fault estimation error  $e_f$ . Moreover, one can note that the  $\mathcal{L}_2 - \mathcal{L}_\infty$  induced norm is widely used in the literature for filtering (see Ahn, 2013; Shen, Wu, & Park, 2015; Shen, Zhu, Zhang, & Park, 2016; Song, Zhang, Park, & Huang, 2016; Zhang et al., 2017).

**Definition 3 ( $\mathcal{L}_2 - \mathcal{L}_\infty$  Induced Norm).** We say that the estimation error dynamics (10) assuming  $(\delta\eta_k, \omega, f^{(r)}) = 0$  with input  $v_a(t) = (v, \dot{v})$  and output  $e_f(t)$  (fault estimation error as in (8)) has a  $\mathcal{L}_2 - \mathcal{L}_\infty$  induced norm less than or equal to  $\gamma$  if the following inequality is satisfied

$$\|e_f\|_{\mathcal{L}_\infty}^2 := \sup_{t \geq 0} \|e_f(t)\|^2 \leq \gamma^2 \int_0^\infty \|v_a(t)\|^2 dt,$$

for all  $v_a(t) \in \mathcal{L}_2(0, \infty)$ .

In the following proposition, we give a Lyapunov-based sufficient LMI condition for having a bounded  $\mathcal{L}_2 - \mathcal{L}_\infty$  induced norm of the mapping from  $(v, \dot{v})$  to the fault estimation error  $e_f$ .

**Proposition 3 ( $\mathcal{L}_2 - \mathcal{L}_\infty$  Induced Norm LMI).** Consider the error dynamics (10) and let Assumption 4 hold with Lipschitz constant  $\alpha$ . Suppose there exist matrices  $P \succ 0, R, Q, J$ , and scalar  $\sigma \geq 0$  satisfying

$$\begin{bmatrix} X_{11} & H_{12} & 0 & X_{12} \\ * & -b^2I & T_v^T J^T & 0 \\ * & * & -I & 0 \\ * & * & * & -I \end{bmatrix} \leq 0, \quad (17a)$$

$$\begin{bmatrix} P & \bar{C}^T \\ * & \sigma I \end{bmatrix} \geq 0, \quad (17b)$$

$$H_{12} := [ QD_v, \quad -RD_v ], \quad (17c)$$

$$T_v = [ D_v \quad 0 ], \quad (17d)$$

for some given scalar  $b$ ,  $X_{11}, X_{12}$  as defined in (15b),  $\bar{C}$  in (7b), and the remaining matrices in (5b). Then,  $J_2(\cdot)$  in (14) is upper bounded by  $\sqrt{b\sigma}$ , i.e., the  $\mathcal{L}_2 - \mathcal{L}_\infty$  induced norm of (10) with  $\omega_a = 0$  from  $(v, \dot{v})$  to the fault estimation error  $e_f$  is upper bounded by  $\sqrt{b\sigma}$ . Moreover, when  $\alpha = 0$  (no nonlinearity) the condition in (17a) reduces to

$$\begin{bmatrix} S_{11} & H_{12} \\ * & -I \end{bmatrix} \preceq 0, \quad (17e)$$

that is a necessary and sufficient condition for  $\sqrt{\sigma}$  to be the upper bound for the  $\mathcal{L}_2 - \mathcal{L}_\infty$  induced gain from  $(v, \dot{v})$  to the fault estimation error  $e_f$ .

**Proof.** The proof can be found in Appendix C. ■

**Remark 3 (Extension).** Although due to the nature of signals unknown frequency range  $(\delta\eta_k, \omega, f^{(r)})$  and high frequency content  $(v, \dot{v})$ , we have proposed  $\mathcal{L}_2$ -gain and  $\mathcal{L}_2 - \mathcal{L}_\infty$  induced gain results, respectively, we can apply  $\mathcal{L}_2 - \mathcal{L}_\infty$  induced norm to  $(\delta\eta_k, \omega, f^{(r)})$ , or the other way around. For example, applying  $\mathcal{L}_2 - \mathcal{L}_\infty$  induced norm to  $(\delta\eta_k, \omega, f^{(r)})$  can be useful when an uncertainty with high-frequency content appears in  $\delta\eta_k$ . This case is, however, not considered here.

**Remark 4 (Exact Estimation).** The developed methodology can guarantee zero estimation error for zero  $\bar{\omega}_a = (\delta\eta_k, \omega, f^{(r)}, v, \dot{v})$ , i.e., when the  $r$ th-time derivative of the fault vector vanishes (i.e., time polynomial signals with a degree less than  $r$ ), and the disturbances (the uncertainty model mismatch  $\delta\eta_k$ , the external disturbance  $\omega$ , and the measurement noise  $v$ ) are zero. This follows directly from the ISS property that the origin of the estimation error dynamics in (11) is asymptotically stable if  $\bar{\omega}_a = 0$ . See simulation results in Ghanipoor et al. (2022).

**Remark 5 (Fault Internal Model).** It is worth highlighting that the fault internal model introduced in (3), with  $r$  as a design parameter, allowing the addition of as many terms as needed from the Taylor series, can be generalized for a wide class of fault signals. However, if there exists prior knowledge about the fault signal, such as a specific known frequency, the internal fault model can be adapted accordingly (Dong, Pan, Pequito, & Mohajerin Esfahani, 2023). By doing so, the proposed method can guarantee exact fault estimation for the class of faults for which the model is exact.

Propositions 1–3 provide sufficient conditions that we exploit to solve Problem 1b (filter synthesis) in what follows. So far, we have presented analysis tools to characterize the performance of a given filter of the form (2) with functions in (7). In the following section, we provide a tool to design the filter matrices  $\theta = \{E, K, J\}$  in (7), in an optimal way in the sense of achieving a desired trade-off between the  $\mathcal{L}_2$ -gain and  $\mathcal{L}_2 - \mathcal{L}_\infty$  induced-gain introduced above.

### 3.4. Optimal fault estimator design

Using Proposition 2, we can formulate a semi-definite program where we seek to minimize the  $\mathcal{L}_2$ -gain from unknown frequency range disturbances  $\omega_a = (\delta\eta_k, \omega, f^{(r)})$  to fault estimation error  $e_f$ . Similarly, using Proposition 3, we can formulate another semi-definite program where we seek to minimize the  $\mathcal{L}_2 - \mathcal{L}_\infty$  induced norm from disturbances with high frequency content  $v_a = (v, \dot{v})$  to  $e_f$ . However, in the presence of both unknown perturbations

( $\omega_a$  and  $v_a$ ), the  $\mathcal{L}_2$ -gain and  $\mathcal{L}_2 - \mathcal{L}_\infty$  cannot be minimized simultaneously due to conflicting objectives. To attenuate the effect of high-frequency disturbances on the estimation error, a relatively slow (low-gain) filter is required, which does not react to every small and fast change in the measured output. On the other hand, to reduce the effect of  $\omega_a$  on the estimation error, a high-gain filter is preferred, which tries to estimate the fault as accurately as possible. It follows that there is a trade-off between estimation performance the noise sensitivity. To address this trade-off, we can minimize the  $\mathcal{L}_2$ -gain and constrain the  $\mathcal{L}_2 - \mathcal{L}_\infty$  induced gain. The same tools allow minimizing the  $\mathcal{L}_2 - \mathcal{L}_\infty$  norm for a constrained  $\mathcal{L}_2$ -gain (as a dual problem). Moreover, we add the ISS LMI in (15a) as a constraint to these programs to enforce input to state stability of the estimation error dynamics (as having bounded signal norms does not guarantee stability Khalil, 2002).

**Theorem 1 (Optimal Fault Estimator).** Consider the augmented dynamics (5), the fault estimator filter (2) with  $h(\cdot)$  and  $\phi(\cdot)$  as defined in (7), and the corresponding estimation error dynamics (10)–(11). Let Assumption 4 be satisfied. To design the parameters of the fault estimator, solve the following convex program

$$\begin{aligned} \min_{P, R, Q, J, \rho, \sigma} \quad & \rho \\ \text{s.t.} \quad & \begin{bmatrix} X_{11} & X_{12} \\ * & -I \end{bmatrix} < 0, \\ & \begin{bmatrix} X_{11} + a\bar{C}^\top\bar{C} & -(P + RC_a)B_{\omega_a} & X_{12} \\ * & -\rho aI & 0 \\ * & * & -I \end{bmatrix} \preceq 0, \\ & \begin{bmatrix} X_{11} & H_{12} & 0 & X_{12} \\ * & -b^2I & T_v^\top J^\top & 0 \\ * & * & -I & 0 \\ * & * & * & -I \end{bmatrix} \preceq 0, \\ & \begin{bmatrix} P & \bar{C}^\top \\ * & \sigma I \end{bmatrix} \succeq 0, \\ & P > 0, \quad \rho, \sigma \geq 0, \quad \sigma \leq \sigma_{x_{\max}} \end{aligned} \quad (18)$$

with given scalars  $a, \sigma_{x_{\max}} > 0$  and  $b, X_{11}, X_{12}$  as defined in (15b),  $B_{\omega_a}$  and  $C_a$  in (5b),  $H_{12}$  in (17c),  $T_v$  in (17d), and  $\bar{C}$  in (7b). Denote the optimizers as  $P^*, R^*, Q^*, J^*, \rho^*$  and  $\sigma^*$ . Then, the following parameters of (7),  $\theta = \theta^* = \{E^* = P^{*-1}R^*, K^* = P^{*-1}Q^*, J^*\}$  guarantees the following:

- (1) The estimation error dynamics in (11) is ISS with respect to input  $\bar{\omega}_a = (\omega_a, v_a)$ . In addition, the ISS property guarantees the asymptotic stability of the origin of the estimation error dynamics for  $\bar{\omega}_a = 0$ . Moreover, if  $\bar{\omega}_a$  is bounded uniformly in  $t$ ; ISS implies the existence of an ultimate bound on the estimation error;
- (2)  $J_1(\cdot)$  in (13) is upper bounded by  $\sqrt{\rho^*}$ , i.e., the  $\mathcal{L}_2$ -gain of (10) with  $v = 0$  from  $\omega_a = (\delta\eta_k, \omega, f^{(r)})$  to the fault estimation error  $e_f$  is upper bounded by  $\sqrt{\rho^*}$ ;
- (3)  $J_2(\cdot)$  in (14) is upper bounded by  $\sqrt{b\sigma^*}$ , i.e., the  $\mathcal{L}_2 - \mathcal{L}_\infty$  induced norm of (10) with  $\omega_a = 0$  from  $v_a = (v, \dot{v})$  to  $e_f$  is upper bounded by  $\sqrt{b\sigma^*}$ .

**Proof.** Theorem 1 follows from the above discussion and Propositions 1–3. ■

Note that, for numerical tractability, we replace  $X_{11}$  in the first strict inequality and  $P > 0$  in the last strict inequality with  $X_{11} + \epsilon I$  (it becomes non-strict inequality) and  $P - \epsilon I \succeq 0$ , with a given  $\epsilon > 0$ , respectively (see Ghanipoor et al., 2022 for the relation of  $\epsilon$  and ISS-gain). Furthermore, the scalar parameters  $a$  and  $b$  in Theorem 1 are tuned for the minimal  $\mathcal{L}_2$ -gain with respect to disturbances  $\omega_a$  for an acceptable  $\mathcal{L}_2 - \mathcal{L}_\infty$ -gain for noise  $v_a$  by a line search. To facilitate the implementation of the proposed scheme, the steps to implement it are given as follows:

- (1) Reformulate the system dynamics in the form of (1);
- (2) Select the number of fault derivative augmentation  $r$  in (4);
- (3) Construct the known part of augmented dynamics (5) based on the known model in (1) and (4);
- (4) Construct filter (2) with functions in (7) as fault estimator, given the known matrices in Step 3;
- (5) Solve the semi-definite program in [Theorem 1](#) to design the fault estimator parameters in Step 4.

**Remark 6 (Limitations).** The limitations of the proposed method are listed as:

- **Same Distribution Matrices for Fault and Disturbance:** If the system in (1) has the same fault and disturbance distribution matrices (i.e., the same  $B_\omega$  and  $B_f$  in (1a)), we cannot provide an accurate estimate of the fault (while exploiting robust control techniques, we cannot induce a low  $\mathcal{L}_2$ -gain with respect to same entry disturbance). This is a challenging open problem that is, in general, impossible to address without assuming known “signal” characteristics of the fault and disturbance entering the dynamics through the same channel (e.g., frequency/power content, stochasticity, and even closed-form expressions for faults). We remark, however, that our approach allows for the estimation of combined fault and disturbance signals. Moreover, some existing work, such as [van der Ploeg et al. \(2022\)](#), explores this challenge for linear time-varying systems. In [van der Ploeg et al. \(2022\)](#), regression methods are used to isolate two same entry faults. It is important to note that this is different from fault estimation. The assumption made in [van der Ploeg et al. \(2022\)](#) is that the faults are piece-wise constant and a similar condition of persistently excitation exists in one of the fault signals.
- **Pre-Defined Fault Estimation Performance:** By the proposed scheme, we cannot provide a pre-defined performance for fault estimation. We only minimize the effect of perturbations and find an optimal fault estimate in terms of the gains from disturbances and noise to fault estimation error. However, the accuracy of fault estimates might not be acceptable in some cases, depending on system characteristics and disturbance levels.

In what follows, we discuss the uncertainty model and how different types of models affect the provided solution of the fault estimation problem.

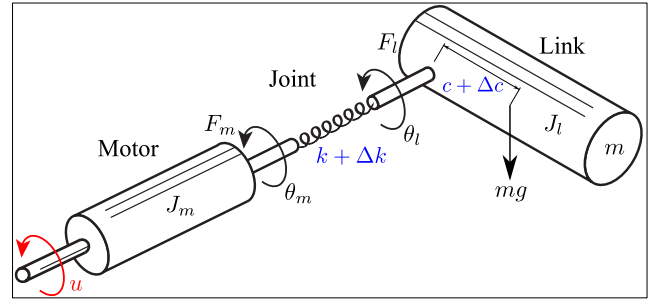
### 3.5. Discussion on uncertainty models

To obtain an uncertainty model of the form  $\eta_x$  in (1b), we can use results in e.g., [Brunton, Proctor, and Kutz \(2016\)](#), [Quaghebeur, Nopens, and De Baets \(2021\)](#) and [Yazdani, Lu, Raissi, and Karniadakis \(2020\)](#). Available methods allow fitting parametric static functions, which might be state or output dependent. To use these results in the context of fault estimation, we have to assume that there is some time window during the system operation in which no fault occurs and that data is collected for this healthy mode. The collected data can be used to learn uncertainty models to have a more accurate system description (valid at least for trajectories close to the training data set) for fault estimation.

Based on (1b), we have assumed that we have the state dependent uncertainty model  $\eta_x(\cdot)$  to develop the results of this paper. In the case of an output dependent uncertainty model  $\eta_y(\cdot)$ , (1b) will change as follows:

$$\eta(V_\eta x, u, t) = \eta_y(T_\eta y, u, t) + \delta \eta_y(x, u, t), \quad (19)$$

where  $\delta \eta_y(x, u, t) := \eta(V_\eta x, u, t) - \eta_y(T_\eta y, u, t)$ . Matrix  $T_\eta$  is a selection matrix that the user selects to specify what particular



**Fig. 1.** Benchmark system schematic.

outputs drive the model. If we use this  $\eta_{ly}(\cdot)$  instead of the state dependent  $\eta_x(\cdot)$  in (1b), (5b) modifies as follows:

$$\begin{aligned} B_{u_a} &:= \begin{bmatrix} B_u & S_\eta \\ 0 & 0 \end{bmatrix}, \quad u_a := \begin{bmatrix} u \\ \eta_{ly}(T_\eta y, u, t) \end{bmatrix}, \\ S_{g_a} &:= \begin{bmatrix} S_g \\ 0 \end{bmatrix}, \quad V_{g_a} := \begin{bmatrix} V_g & 0 \end{bmatrix}, \quad g_a(\cdot) := g(\cdot), \\ \omega_a &:= \begin{bmatrix} \delta \eta_{ly}^\top & \omega^\top & f^{(r)\top} \end{bmatrix}^\top. \end{aligned} \quad (20)$$

As you can see above (see  $g_a(\cdot)$  in (20)),  $\eta_{ly}(\cdot)$  does not act as a nonlinearity for the augmented system (as  $\eta_x$  does in (5b)); instead, it acts as a known input signal. The latter affects the required assumption for the application of this uncertainty model (see [Remark 7](#)).

**Remark 7 (Uncertainty Model Selection).** In [Assumption 4](#), the state-dependent uncertainty model  $\eta_x$  must be globally Lipschitz to ensure the boundedness of the fault estimator. On the other hand, the output-dependent model  $\eta_{ly}$  relaxes this requirement by only requiring  $\eta_{ly}$  to be continuous. The latter comes at the price of lower model accuracy when the system uncertainty is not an explicit function of the system output (i.e.,  $V_\eta x$  might contain more states than those measured in the output).

## 4. Simulation results

In this section, we evaluate the proposed method using a benchmark example for FDI ([Ghanipoor et al., 2022](#); [Keliris et al., 2016](#); [Reppa, Polycarpou, & Panayiotou, 2013](#); [Zhang, Parisini, & Polycarpou, 2005](#)). The system dynamics (a single-link robotic arm with a revolute elastic joint, see [Fig. 1](#) for a schematic) can be described as follows:

$$\begin{aligned} J_b \ddot{q}_l + F_l \dot{q}_l + (k_s + \Delta k_s)(q_l - q_m) \\ + mg(c + \Delta c) \sin(q_l) &= \omega, \\ J_m \ddot{q}_m + F_m \dot{q}_m - (k_s + \Delta k_s)(q_l - q_m) &= k_\tau u, \end{aligned}$$

where  $q_l$  and  $q_m$  are the angular position of the link and the angular position of the motor, respectively. Constants  $J_b$  and  $J_m$  are the moments of inertia of the link and the motor, and  $F_l$  and  $F_m$  are the viscous coefficients associated with friction acting at the link and the motor, respectively. The flexibility in the joint is modeled by a spring with a spring coefficient  $k_s$ , the inaccuracy in the spring coefficient is denoted by  $\Delta k_s$ ,  $m$  is the link mass,  $g$  is the gravity constant,  $c$  is the height of the link center of mass,  $\Delta c$  is the inaccuracy in the height of the link center of mass,  $k_\tau$  is the amplifier gain, and  $u$  is the torque input delivered by the motor. Units are in SI, and the parameters values are:  $J_b = 4.5 \text{ kg m}^2$ ,  $J_m = 1 \text{ kg m}^2$ ,  $F_l = 0.5 \text{ N m s/rad}$ ,  $F_m = 1 \text{ N m s/rad}$ ,  $k_s = 2 \text{ N m/rad}$ ,  $\Delta k_s = -0.25k$ ,  $m = 4 \text{ kg}$ ,  $g = 9.8 \text{ m/s}^2$ ,  $c = 0.5 \text{ m}$ ,  $\Delta c = 0.25c$  and  $k_\tau = 1$ . The torque input is

set to  $u = 2\sin(0.25t)$ , and  $\omega = 0.03\sin(0.1t)$  is an exogenous unknown (torque) disturbance affecting the link.

Let  $x_1 := \dot{q}_m, x_2 := q_m, x_3 := \dot{q}_l, x_4 := q_l$ , and for the fault scenario, we consider the actuator fault; then, the system can be written in the form of (1a)

$$\begin{cases} \dot{x} = Ax + B_u u + S_g g(V_g x) + S_\eta \eta(V_\eta x) \\ \quad + B_\omega \omega + B_f f, \\ y = Cx + D_f f + D_v v, \end{cases} \quad (21)$$

where  $x := [x_1, x_2, x_3, x_4]^T$  is the state vector,

$$A = \begin{bmatrix} -\frac{F_m}{J_m} & -\frac{k_s}{J_m} & 0 & \frac{k_s}{J_m} \\ 1 & 0 & 0 & 0 \\ 0 & \frac{k_s}{J_l} & -\frac{F_l}{J_l} & -\frac{k_s}{J_l} \\ 0 & 0 & 1 & 0 \end{bmatrix},$$

$$B_u = \begin{bmatrix} \frac{k_r}{J_m} & 0 & 0 & 0 \end{bmatrix}^T, \quad C = \begin{bmatrix} 0 & 1 & 0 & 0 \\ 0 & 0 & 0 & 1 \end{bmatrix},$$

$$S_g = \begin{bmatrix} 0 & 0 & -\frac{mgc}{J_l} & 0 \end{bmatrix}^T, \quad V_g = \begin{bmatrix} 0 & 0 & 0 & 1 \end{bmatrix},$$

$$S_\eta = \begin{bmatrix} 1 & 0 & 0 & 0 \\ 0 & 0 & 1 & 0 \end{bmatrix}^T, \quad V_\eta = \begin{bmatrix} 0 & 1 & 0 & 0 \\ 0 & 0 & 0 & 1 \end{bmatrix},$$

$$B_\omega = \begin{bmatrix} 0 & 0 & 1 & 0 \end{bmatrix}^T, \quad D_v = I,$$

$$B_f = \begin{bmatrix} 1 & 0 & 0 & 0 \end{bmatrix}^T, \quad D_f = \begin{bmatrix} 0 & 0 \end{bmatrix}^T.$$

The nonlinearity is given by  $g(Vx) = \sin(x_4)$ , which is Lipschitz with constant  $\alpha = 1$ . The uncertainty is  $\eta(V_\eta x) = [\frac{\Delta k_s}{J_m}(x_4 - x_2), \frac{\Delta k_s}{J_l}(x_2 - x_4) - \frac{mg\Delta c}{J_l}\sin(x_4)]^T$ , which is induced by the uncertainty on the stiffness and the location of the center of mass of the link. We set initial conditions as  $x(0) = [0.01, 0.01, 0.01, 0.01]^T$ .

We have the following linear state- and output-dependent uncertainty models:

$$\begin{aligned} \eta_x(V_\eta x; \Theta_x) &= \Theta_x V_\eta x, \\ \eta_y(T_\eta y; \Theta_y) &= \Theta_y T_\eta y, \end{aligned} \quad (22)$$

where  $T_\eta$  is the identity matrix (since the uncertainties are dependent on both outputs). Matrices  $\Theta_x$  and  $\Theta_y$  are parameters of state- and output-dependent models with appropriate dimensions, respectively.

Considering the system in (21) and either of state and output dependent uncertainty models in (22), we construct augmented system (5a) with  $r = 1$ , using (5b) or its modified version (20) for state and output dependent uncertainty models, respectively. Next, we design two actuator fault estimators of the form (7), one for each of cases considering state- and output-dependent uncertainty models, by solving the semi-definite problem in Theorem 1. The initial condition of the filters in simulation is taken as the zero vector. A sinusoidal actuator fault with the same frequency of input is simulated (i.e.,  $f_x = 0.1\sin(0.25(t - 25))$ ).

We evaluate two aspects of the proposed methods:

- (1) Effect of the learning models for uncertainty in a noise-free case.
- (2) Effect of robustification of fault estimate against noise.

#### 4.1. Model learning for uncertainty

To indicate the performance of the proposed fault estimation approaches (two cases considering two uncertainty models) in a noise-free situation, we compare those approaches with the case in which we neither use the uncertainty model in the design of the fault estimator nor robustify the fault estimation error against perturbations induced by uncertainty (see the fault estimator given in Ghanipoor et al., 2022). Fig. 2 depicts the actual fault and

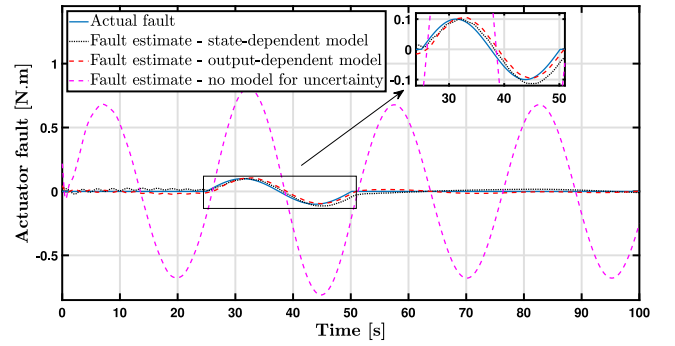


Fig. 2. The actual actuator fault and its estimates.

its estimates for three different approaches (two proposed methods plus one without any model for uncertainty). It can be seen that the estimated actuator faults using both proposed estimators follow the actual fault properly. Note that the fault estimate accuracy for this system does not change that much using either of the uncertainty models. However, this observation cannot be generalized since the fault estimation accuracy depends on the used uncertainty model (i.e., state- or output-dependent model) in the fault estimator filter and the gain from the uncertainty mismatch to fault estimate error. The combination of these two factors might not result in similar fault estimate accuracy for every system.

#### 4.2. Robustification against noise

In this section, we aim to show that the fault estimation performance and the noise attenuation are always a trade-off, and that the proposed synthesis approach allows us to make this trade-off in a constructive manner. Therefore, in the simulation of this section, the measurement noise  $v$  is generated from a uniform distribution with an amplitude of five percent of the output signals for both sensors. Note that in the result of this section the modeling uncertainty is available and the state-dependent uncertainty model is used in the fault estimator. To show the trade-off between fault estimation performance and noise attenuation, we consider the filter of the form (7), which can be designed in three different ways as follows:

- (1) Only minimizing the  $\mathcal{L}_2$ -gain from  $\omega_a$  to  $e_f$  in (10) (assuming  $v_a = 0$ ), subject to the ISS LMI in (15a).
- (2) Only minimizing the  $\mathcal{L}_2 - \mathcal{L}_\infty$  induced gain from  $v_a$  to  $e_f$  in (10) (assuming  $\omega_a = 0$ ), subject to the ISS LMI in (15a).
- (3) Minimizing the  $\mathcal{L}_2$ -gain, subject to an upper bound for  $\mathcal{L}_2 - \mathcal{L}_\infty$  induced norm and the ISS LMI in (15a) (proposed method in Theorem 1).

The first case of the above-mentioned scenarios is depicted in Fig. 3. One can see that the effect of noise is dominant in fault estimate, and this is due to the fact that by only minimizing  $\mathcal{L}_2$ -gain, we obtain a high-gain filter, which amplifies the noise effect. In contrast, by only minimizing  $\mathcal{L}_2 - \mathcal{L}_\infty$  induced norm, a low-gain filter is found, which (almost) perfectly filters noise effect but sacrifices fault estimation performance. Fig. 4 shows the result for this filter in dashed-black. The method proposed in this paper can provide a trade-off between the two previous solutions. Fig. 4 depicts the result using the proposed method in Theorem 1, see the dashed-red line. It can be observed that we have a decent trade-off between fault estimate performance and noise attenuation. Note that by tuning the upper bound for  $\mathcal{L}_2 - \mathcal{L}_\infty$  induced norm from  $v_a$  to the fault estimate  $e_f$ , one can increase noise filtering at the cost of reducing fault estimate accuracy.

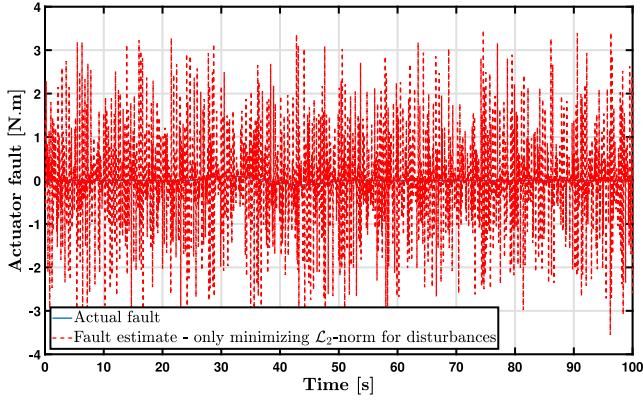


Fig. 3. The actual actuator fault and its estimates using the optimal  $\mathcal{L}_2$ -gain with respect to disturbance  $\omega_a$  estimator.

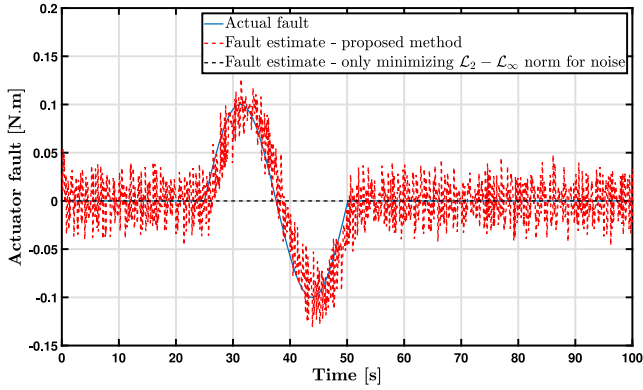


Fig. 4. The actual actuator fault and its estimates using different optimal criteria.

## 5. Conclusion

This paper proposes a method for the estimation of time-varying actuator and sensor faults in uncertain nonlinear systems. The fault estimator exploits an internal, ultra-local in time, model for the fault vector which allows us to guarantee zero fault estimation error for a class of faults in the absence of perturbations. The fault estimator can be designed by solving a semi-definite program. Herein, the effect of (fault and uncertainty) model mismatches, and external disturbances on the fault estimation error is minimized in the sense of  $\mathcal{L}_2$ -gain, for an acceptable  $\mathcal{L}_2 - \mathcal{L}_\infty$  induced norm with respect to measurement noise. This allows to design fault estimators that exhibit a favorable performance trade-off in the presence of these different perturbations challenging fault estimation. Simulations for a benchmark system illustrate the performance and potential of the proposed approach. Future work could include experimental validation of the proposed method.

## Acknowledgments

This publication is part of the project Digital Twin project 4.3 with project number P18-03 of the research programme Perspectief which is (mainly) financed by the Dutch Research Council (NWO). P. Mohajerin Esfahani also acknowledges the support of the European Research Council (ERC) under the European Unions Horizon 2020 research and innovation programme (TRUST-949796).

## Appendix A. Proof of Proposition 1

Let us first introduce the following lemma, which is used to ensure ISS using an ISS Lyapunov function.

**Lemma 1** (ISS Lyapunov Function (Khalil, 2002, Thm. 4.19)). Consider the error dynamics (11) and let  $W(e)$  be a continuously differentiable function such that

$$\alpha_1(\|e\|) \leq W(e) \leq \alpha_2(\|e\|),$$

$$\dot{W}(e) \leq -W_3(e), \quad \forall \|e\| \geq \xi(\|\bar{\omega}_a(t)\|),$$

where  $\alpha_1(\cdot)$  and  $\alpha_2(\cdot)$  are class  $\mathcal{K}_\infty$  functions,  $\xi(\cdot)$  is a class  $\mathcal{K}$  function, and  $W_3$  is a continuous positive definite function. Then, the estimation error dynamics (11) is ISS with ISS gain  $\mu(\|\bar{\omega}_a\|) = \alpha_1^{-1}(\alpha_2(\xi(\|\bar{\omega}_a\|)))$ .

Let  $W(e) := e^\top P e$  be an ISS Lyapunov function candidate. Then, it follows from (10) (equivalent to (11)) and the Lipschitz conditions for the known nonlinearity in (6) that

$$\dot{W}(e) \leq e^\top \Delta e + \bar{\omega}_a^\top \bar{T}^\top M_v \bar{T} \bar{\omega}_a + 2e^\top P \bar{B}_{\omega_a} \bar{\omega}_a \quad (\text{A.1})$$

with  $\bar{\omega}_a, \bar{B}_{\omega_a}$  as defined in (11b),

$$\Delta := N^\top P + PN + 2\alpha PMS_{g_a} S_{g_a}^\top M^\top P + \alpha(V_{g_a} - JC_a)^\top (V_{g_a} - JC_a), \quad (\text{A.2})$$

and

$$M_v := T_v^\top J^\top J T_v, \quad T_v := [D_v \quad 0], \quad \bar{T} := [0 \quad I_{2m}]. \quad (\text{A.3})$$

$$\begin{aligned} \dot{W} &= e^\top (N^\top P + PN) e + 2e^\top PMS_{g_a} \delta g \\ &\quad - 2e^\top PMB_{\omega_a} \omega_a + 2e^\top PB_{v_a} v_a \\ &\leq e^\top (N^\top P + PN) e \\ &\quad + 2 \|e^\top PMS_{g_a}\| \alpha \|(V_{g_a} - JC_a)e + JD_v v\| \\ &\quad - 2e^\top PMB_{\omega_a} \omega_a + 2e^\top PB_{v_a} v_a \\ &\leq e^\top (N^\top P + PN) e \\ &\quad + \alpha (2 \|e^\top PMS_{g_a}\|^2 + \|(V_{g_a} - JC_a)e\|^2 \\ &\quad + \|JT_v v\|^2) \\ &\quad - 2e^\top PMB_{\omega_a} \omega_a + 2e^\top PB_{v_a} v_a \\ &= e^\top (N^\top P + PN + 2\alpha PMS_{g_a} S_{g_a}^\top M^\top P \\ &\quad + \alpha(V_{g_a} - JC_a)^\top (V_{g_a} - JC_a)) e \\ &\quad + v_a^\top (T_v^\top J^\top J T_v) v_a \\ &\quad - 2e^\top PMB_{\omega_a} \omega_a + 2e^\top PB_{v_a} v_a \\ &= e^\top \Delta e + \bar{\omega}_a^\top \bar{T}^\top M_v \bar{T} \bar{\omega}_a + 2e^\top P \bar{B}_{\omega_a} \bar{\omega}_a \end{aligned} \quad (\text{A.4})$$

See Ghanipoor, Murguia, Mohajerin Esfahani, and van de Wouw (2023b) for more details of (A.4) derivation. Now, inequality (A.1) (which is the same as (A.4)) by taking the norm of the right-hand side of inequality implies the following inequality:

$$\dot{W}(e) \leq -(1 - \chi)\lambda_{\min}(-\Delta)\|e\|^2 - \chi\lambda_{\min}(-\Delta)\|e\|^2 + \|\bar{T}^\top M_v \bar{T}\| \|\bar{\omega}_a\|^2 + 2\|e\| \|P \bar{B}_{\omega_a}\| \|\bar{\omega}_a\| \quad (\text{A.5})$$

for any  $\chi \in (0, 1)$  and  $\lambda_{\min}(\cdot)$  the minimum eigenvalue of its symmetric argument. Now, a class  $\mathcal{K}$  function  $\xi(\bar{\omega}_a)$  exists such that we have

$$\dot{W}(e) \leq -(1 - \chi)\lambda_{\min}(-\Delta)\|e\|^2, \quad \forall \|e\| \geq \xi(\|\bar{\omega}_a\|),$$

$\xi(\bar{\omega}_a)$  exists since the second quadratic term in  $\|e\|$  can dominate the third and fourth terms in (A.5) for large enough  $\|e\|$ .  $\xi(\bar{\omega}_a)$  can be found by solving the following second-order inequality for  $\|e\|$

$$\chi \lambda_{\min}(-\Delta)\|e\|^2 \geq \|\bar{T}^\top M_v \bar{T}\| \|\bar{\omega}_a\|^2 + 2\|e\| \|P \bar{B}_{\omega_a}\| \|\bar{\omega}_a\|$$

Since an explicit expression for the ISS gain is not needed in this paper, we do not give a closed-form solution for  $\xi(\cdot)$ .

Therefore, the conditions in Lemma 1 are satisfied if  $\Delta$  is a negative definite matrix. Hence, under such condition system (11) is ISS with input  $\bar{\omega}_a$ . Based on the above analysis, the proposition formalizes an LMI condition ( $\Delta < 0$ ) that guarantees an ISS estimation error dynamics (11).

As the final step, we want to prove that  $\Delta < 0$  is equivalent to (15a)–(15b). Using  $\Delta$  defined in (A.2), (7c), and the Schur complements on  $\Delta < 0$ , we can derive (15a) with  $X_{11}$  and  $X_{12}$  in terms of the original observer gains  $\{E, K, J\}$  as

$$X_{11} := N^T P + PN + \alpha(V_{g_a}^T V_{g_a} - V_{g_a}^T J C_a - C_a^T J^T V_{g_a}),$$

$$X_{12} := \begin{bmatrix} \sqrt{2\alpha} P M S_{g_a} & \sqrt{\alpha} C_a^T J^T \end{bmatrix}$$

with  $N$  and  $M$  as defined in (7c). By applying the change of variables as  $R := PE, Q := PK$  on the above expanded  $X_{11}$  and  $X_{12}$ , the linear inequality (15a)–(15b) can be concluded.

When  $\alpha$  is zero (no nonlinearity), it holds that  $\Delta = N^T P + PN$  and, therefore, we only require  $N^T P + PN$  to be negative definite, which by change of variables transforms to  $S_{11} < 0$  is necessary and sufficient condition for ISS of the linear error dynamics (Khalil, 2002, Col. 5.2). This concludes the results of the proposition.

### Appendix B. Proof of Proposition 2

Let us first introduce the following Lemma, which is required to prove the result of Proposition 2. In the following lemma, we state a Lyapunov-based sufficient condition for having such a bounded  $\mathcal{L}_2$ -gain property.

**Lemma 2** ( $\mathcal{L}_2$ -gain Inequality). Consider (10) with  $v(t) = 0$  and suppose there exists a continuously differentiable positive semi-definite function  $W(e)$  satisfying

$$\dot{W}(e) \leq a(\lambda^2 \omega_a^T \omega_a - e_f^T e_f), \quad (\text{B.1})$$

with  $a, \lambda > 0$  and the fault estimation error  $e_f$  as in (8). Then, the  $\mathcal{L}_2$ -gain from  $\omega_a$  to  $e_f$  in (10) is less than or equal to  $\lambda$ .

**Proof.** The proof is similar to the proof of Theorem 5.5 in Khalil (2002). Clearly, by integrating (B.1) over a finite time  $(0, \tau)$ , we have

$$W(e(\tau)) - W(e(0)) \leq a\lambda^2 \int_0^\tau \|\omega_a\|^2 dt - a \int_0^\tau \|e_f\|^2 dt.$$

Using  $W(e) \geq 0$  and neglecting the initial condition, the above inequality can be written as

$$\int_0^\tau \|e_f\|^2 dt \leq \lambda^2 \int_0^\tau \|\omega_a\|^2 dt$$

Considering Definition 2, the above inequality concludes the result in the lemma. ■

For the purpose of  $\mathcal{L}_2$ -gain analysis, we define  $W(e) := e^T P e$  with positive definite matrix  $P$ . Then, we can guarantee that the  $\mathcal{L}_2$ -gain inequality in (B.1) holds for the time-derivative  $\dot{W}(e)$  evaluated along solutions of the error-dynamics (10), by using (A.4) (and assuming  $v = 0$ ), as follows:

$$\begin{aligned} \dot{W}(e) &\leq e^T \Delta e - 2e^T P M B_{\omega_a} \omega_a \\ &\leq a(\lambda^2 \omega_a^T \omega_a - e^T \bar{C}^T \bar{C} e). \end{aligned}$$

The above inequality can be written as

$$e^T (\Delta + a \bar{C}^T \bar{C}) e - 2e^T P M B_{\omega_a} \omega_a - a\lambda^2 \omega_a^T \omega_a \leq 0,$$

for which we can give the following sufficient matrix inequality

$$\begin{bmatrix} \Delta + a \bar{C}^T \bar{C} & -P M B_{\omega_a} \\ * & -a\lambda^2 I \end{bmatrix} \leq 0.$$

If we follow the same procedure in the proof of Proposition 1, and define a change of variable as  $\rho := \lambda^2$ , the equivalent LMI condition (16a) can be concluded.

When  $\alpha$  is zero (linear case), the LMI condition (16a) using the Schur complement is equivalent to (16b). This LMI is necessary and sufficient condition for the  $\mathcal{L}_2$ -gain of (10) (with  $\delta g = 0$  for this linear case) from  $\omega_a$  to the fault estimation error  $e_f$  to be upper bounded by  $\sqrt{\rho}$ , as given in Scherer and Weiland (2000, Prop. 3.12).

### Appendix C. Proof of Proposition 3

For the purpose of  $\mathcal{L}_2 - \mathcal{L}_\infty$ -gain analysis, we define  $W(e) := e^T P e$  with positive definite matrix  $P$ . Then, we can impose the quadratic performance inequality

$$\dot{W}(e) \leq b^2 v_a^T v_a. \quad (\text{C.1})$$

Using (A.4) (and assuming  $\omega_a = 0$ ), (C.1) can be written as follows:

$$\dot{W}(e) \leq e^T \Delta e + 2e^T P B_{v_a} v_a + v_a^T M_v v_a \leq b^2 v_a^T v_a.$$

The above inequality can be written as

$$e^T \Delta e + 2e^T P B_{v_a} v_a + (M_v - b^2 I) v_a^T v_a \leq 0,$$

for which we can give the following sufficient matrix inequality

$$\begin{bmatrix} \Delta & P B_{v_a} \\ * & M_v - b^2 I \end{bmatrix} \leq 0.$$

Since  $M_v = T_v^T J^T J T_v$  is not linear in the design variable  $J$ , we use the Schur complement again to obtain the following equivalent inequality:

$$\begin{bmatrix} \Delta & P B_{v_a} & 0 \\ * & -b^2 I & T_v^T J^T \\ * & * & -I \end{bmatrix} \leq 0.$$

If we follow the same procedure in the proof of Proposition 1, the equivalent LMI condition (17a) can be concluded. This completes the proof that the condition (17a) in the proposition implies the satisfaction of (C.1). Besides, by integrating (C.1) over a finite time  $(0, \tau)$  and neglecting the initial condition, we have

$$e(\tau)^T P e(\tau) \leq b^2 \int_0^\tau v_a^T v_a dt.$$

If we multiply both sides by  $\gamma^2$  and impose a lower bound to enable bounding the error on the fault estimate ( $e_f = \bar{C}e$ ), we have

$$e^T(\tau) \bar{C}^T \bar{C} e(\tau) \leq \gamma^2 e^T(\tau) P e(\tau) \leq (\gamma b)^2 \int_0^\tau v_a^T v_a dt. \quad (\text{C.2})$$

Then, it follows from the first part of the above inequality that we need

$$e^T(\tau) (P - \frac{\bar{C}^T \bar{C}}{\gamma^2}) e(\tau) \geq 0.$$

Using the Schur complement, the following LMI implies the satisfaction of the above inequality:

$$\begin{bmatrix} P & \bar{C}^\top \\ * & \sigma I \end{bmatrix} \succeq 0,$$

where  $\sigma := \gamma^2$ . Now, by imposing the above LMI, (C.2) indeed holds. Therefore,

$$\begin{aligned} \sup_{\tau \geq 0} e^\top(\tau) \bar{C}^\top \bar{C} e(\tau) &\leq \sup_{\tau \geq 0} (\gamma b)^2 \int_0^\infty v_a^\top v_a dt \\ &= (\gamma b)^2 \int_0^\infty v_a^\top v_a dt \end{aligned}$$

which concludes the result in the proposition for nonlinear case.

When  $\alpha$  is zero (linear case), the LMI condition (17a) using the Schur complement is equivalent to (17e). Then, (17b) and (17e) are necessary and sufficient conditions for the  $\mathcal{L}_2 - \mathcal{L}_\infty$  induced norm of (10) (with  $\delta g = 0$  for this linear case) from  $v_a$  to the fault estimation error  $e_f$  to be upper bounded by  $\sqrt{\sigma}$ , as given in Scherer and Weiland (2000, Prop. 3.15).

## References

- Ahn, Choon Ki (2013).  $\mathcal{L}_2 - \mathcal{L}_\infty$  Elimination of overflow oscillations in 2-D digital filters described by Roesser model with external interference. *IEEE Transactions on Circuits and Systems II: Express Briefs*, 60(6), 361–365.
- Brunton, Steven L., Proctor, Joshua L., & Kutz, J. Nathan (2016). Discovering governing equations from data by sparse identification of nonlinear dynamical systems. *Proceedings of the National Academy of Sciences*, 113(15), 3932–3937.
- Chen, Jie, & Patton, Ron J. (2012). *Robust model-based fault diagnosis for dynamic systems: vol. 3*. Springer Science & Business Media.
- De Persis, Claudio, & Isidori, Alberto (2001). A geometric approach to nonlinear fault detection and isolation. *IEEE Transactions on Automatic Control*, 46(6), 853–865.
- Ding, Steven X. (2008). *Model-based fault diagnosis techniques: design schemes, algorithms, and tools*. Springer Science & Business Media.
- Dong, Jingwei, Pan, Kaikai, Pequito, Sergio, & Mohajerin Esfahani, Peyman (2023). Robust multivariate detection and estimation with fault frequency content information. preprint available at arXiv:2310.04922.
- Edwards, Christopher, & Spurgeon, Sarah K. (2000). A sliding mode observer based FDI scheme for the ship benchmark. *European Journal of Control*, 6(4), 341–355.
- Edwards, Christopher, & Tan, Chee Pin (2006). A comparison of sliding mode and unknown input observers for fault reconstruction. *European Journal of Control*, 12(3), 245–260.
- Fliess, Michel, & Join, Cédric (2013). Model-free control. *International Journal of Control*, 86, 2228–2252.
- Frank, P. M., & Wunnenberg, J. (1989). Robust fault diagnosis using unknown input observer schemes. In *Fault diagnosis in dynamic systems*, (pp. 47–97). Prentice Hall.
- Ghanipoor, Farhad, Murguia, Carlos, Mohajerin Esfahani, Peyman, & van de Wouw, Nathan (2023a). Linear fault estimators for nonlinear systems: An ultra-local model design. *IFAC-PapersOnLine*, 56(2), 11693–11698.
- Ghanipoor, Farhad, Murguia, Carlos, Mohajerin Esfahani, Peyman, & van de Wouw, Nathan (2023b). Robust fault estimators for nonlinear systems: An ultra-local model design. preprint available at arXiv:2305.14036.
- Ghanipoor, Farhad, Murguia, Carlos, Mohajerin Esfahani, Peyman, & van de Wouw, Nathan (2022). Ultra local nonlinear unknown input observers for robust fault reconstruction. In *2022 IEEE 61st conference on decision and control* (pp. 918–923). IEEE.
- Guzman, J., López-Estrada, F.-R., Estrada-Manzo, Víctor, & Valencia-Palomo, Guillermo (2021). Actuator fault estimation based on a proportional-integral observer with nonquadratic Lyapunov functions. *International Journal of Systems Science*, 52(9), 1938–1951.
- Han, Jian, Liu, Xiuhua, Gao, Xianwen, & Wei, Xinjiang (2019). Intermediate observer-based robust distributed fault estimation for nonlinear multiagent systems with directed graphs. *IEEE Transactions on Industrial Informatics*, 16(12), 7426–7436.
- Hou, M., & Patton, R. J. (1998). Input observability and input reconstruction. *Automatica*, 34, 789–794.
- Hwang, Inseok, Kim, Sungwan, Kim, Youdan, & Seah, Chze Eng (2009). A survey of fault detection, isolation, and reconfiguration methods. *IEEE Transactions on Control Systems Technology*, 18(3), 636–653.
- Jiang, B., Staroswiecki, M., & Cocquempot, V. (2006). Fault accommodation for nonlinear dynamic systems. *IEEE Transactions on Automatic Control*, 51, 1578–1583.
- Keliris, Christodoulos, Polycarpou, Marios M., & Parisini, Thomas (2016). An integrated learning and filtering approach for fault diagnosis of a class of nonlinear dynamical systems. *IEEE Transactions on Neural Networks and Learning Systems*, 28(4), 988–1004.
- Khalil, Hassan K. (2002). *Nonlinear systems: vol. 115*. (3rd ed.). Prentice Hall.
- Liu, Ming, Cao, Xibin, & Shi, Peng (2012). Fuzzy-model-based fault-tolerant design for nonlinear stochastic systems against simultaneous sensor and actuator faults. *IEEE Transactions on Fuzzy Systems*, 21(5), 789–799.
- Liu, Ming, & Shi, Peng (2013). Sensor fault estimation and tolerant control for Itô stochastic systems with a descriptor sliding mode approach. *Automatica*, 49(5), 1242–1250.
- Mohajerin Esfahani, Peyman, & Lygeros, John (2015). A tractable fault detection and isolation approach for nonlinear systems with probabilistic performance. *IEEE Transactions on Automatic Control*, 61(3), 633–647.
- Ossmann, Daniel (2016). Enhanced detection and isolation of angle of attack sensor faults. In *AIAA guidance, navigation, and control conference* (p. 1135).
- Pan, Kaikai, Palensky, Peter, & Mohajerin Esfahani, Peyman (2021). Dynamic anomaly detection with high-fidelity simulators: A convex optimization approach. *IEEE Transactions on Smart Grid*, 13(2), 1500–1515.
- Protter, Murray H., Charles Jr, B., et al. (2012). *A first course in real analysis*. Springer Science & Business Media.
- Quaghebeur, Ward, Nopens, Ingmar, & De Baets, Bernard (2021). Incorporating unmodeled dynamics into first-principles models through machine learning. *IEEE Access*, 9, 22014–22022.
- Reppa, Vasso, Polycarpou, Marios M., & Panayiotou, Christos G. (2013). Adaptive approximation for multiple sensor fault detection and isolation of nonlinear uncertain systems. *IEEE Transactions on Neural Networks and Learning Systems*, 25(1), 137–153.
- Scherer, Carsten, & Weiland, Siep (2000). Linear matrix inequalities in control. In *Lecture notes, dutch institute for systems and control, Delft, the Netherlands: vol. 3*, (no. 2).
- Shen, Hao, Wu, Zheng-Guang, & Park, Ju H. (2015). Reliable mixed passive and filtering for semi-Markov jump systems with randomly occurring uncertainties and sensor failures. *International Journal of Robust and Nonlinear Control*, 25(17), 3231–3251.
- Shen, Hao, Zhu, Yanzheng, Zhang, Lixian, & Park, Ju H. (2016). Extended dissipative state estimation for Markov jump neural networks with unreliable links. *IEEE Transactions on Neural Networks and Learning Systems*, 28(2), 346–358.
- Sira-Ramírez, Hebertt, Luviano-Juárez, Alberto, Ramírez-Neria, Mario, & Zurita-Bustamante, Eric William (2018). *Active disturbance rejection control of dynamic systems: a flatness based approach*. Butterworth-Heinemann.
- Song, Bo, Zhang, Ya, Park, Ju H., & Huang, Huan (2016).  $\mathcal{L}_2 - \mathcal{L}_\infty$  Filtering for stochastic systems driven by Poisson processes and Wiener processes. *Applied Mathematics and Computation*, 276, 407–416.
- Sontag, Eduardo D. (2008). Input to state stability: Basic concepts and results. In *Nonlinear and optimal control theory* (pp. 163–220). Springer.
- van der Ploeg, Chris, Alirezaei, Mohsen, van de Wouw, Nathan, & Mohajerin Esfahani, Peyman (2022). Multiple faults estimation in dynamical systems: Tractable design and performance bounds. *IEEE Transactions on Automatic Control*.
- van der Schaft, Arjan J. (1992).  $\mathcal{L}_2$ -Gain analysis of nonlinear systems and nonlinear state feedback  $H_\infty$  control. *IEEE Transactions on Automatic Control*, 37(6), 770–784.
- Varga, Andreas (2017). Solving fault diagnosis problems, In *Studies in systems, decision and control: vol. 84*, (1st ed.). (pp. 8–9). Berlin, Germany: Springer International Publishing.
- Veluvolu, Kalyana C., Kim, M. Y., & Lee, Dongik (2011). Nonlinear sliding mode high-gain observers for fault estimation. *International Journal of Systems Science*, 42(7), 1065–1074.
- Vo, Cong Phat, Dao, Hoang Vu, Ahn, Kyoung Kwan, et al. (2021). Robust fault-tolerant control of an electro-hydraulic actuator with a novel nonlinear unknown input observer. *IEEE Access*, 9, 30750–30760.
- Yazdani, Alireza, Lu, Lu, Raissi, Maziar, & Karniadakis, George Em (2020). Systems biology informed deep learning for inferring parameters and hidden dynamics. *PLoS Computational Biology*, 16(11), Article e1007575.

Zhang, Jie, Ma, Lifeng, Liu, Yurong, Lyu, Ming, Alsaadi, Fuad E, & Bo, Yuming (2017).  $H_\infty$  and  $\mathcal{L}_2 - \mathcal{L}_\infty$  finite-horizon filtering with randomly occurring gain variations and quantization effects. *Applied Mathematics and Computation*, 298, 171–187.

Zhang, Xiaodong, Parisini, Thomas, & Polycarpou, Marios M. (2005). Sensor bias fault isolation in a class of nonlinear systems. *IEEE Transactions on Automatic Control*, 50(3), 370–376.

Zhu, Jun-Wei, Yang, Guang-Hong, Wang, Hong, & Wang, Fuli (2015). Fault estimation for a class of nonlinear systems based on intermediate estimator. *IEEE Transactions on Automatic Control*, 61(9), 2518–2524.



**Farhad Ghanipoor** received his M.Sc. degree in Mechanical Engineering from Sharif University of Technology, Iran, in 2019. Currently, he is a Doctoral Candidate at the Dynamics and Control (DC) group of the Mechanical Engineering Department at Eindhoven University of Technology (TU/e). He has been a visiting researcher at EPFL in Switzerland in 2024. His current research interests revolve around control, fault diagnosis, and the application of machine learning for cyber-physical systems, safety, and security.



**Carlos Murguia** is an Assistant Professor in Dynamics and Control at Eindhoven University of Technology (TU/e), The Netherlands, and a Senior Research Fellow at Queensland University of Technology, Brisbane, Australia. He received his Ph.D. degree in Mechanical Engineering specialized in Dynamical Systems and Control from TU/e in 2015. He has served as post-doctoral research fellow (2015–2019) at the Singapore University of Technology and Design (Singapore); the University of Melbourne (Australia); and the University of California (USA), Los Angeles. He has been a visiting

scientist at Princeton University, the University of Texas at Austin, and the University of Texas at Dallas. Carlos is a member of the Institute of Electrical and Electronics Engineers (IEEE); the IEEE Control Systems Society (CSS); and International Federation of Automatic Control (IFAC). His research revolves around control and information theory and physics-aware optimization and machine learning for cyber-physical systems safety, security, and privacy.



**Peyman Mohajerin Esfahani** received the B.Sc. and M.Sc. degrees in electrical engineering at Sharif University of Technology, Iran, in 2005 and 2007, respectively, and the Ph.D. degree in control from ETH Zurich, Switzerland in 2014. Between 2014 and 2016, he held several research appointments at EPFL, ETH Zurich, and MIT. He joined TU Delft in October 2016 as an assistant professor. He is currently an associate professor at the Delft Center for Systems and Control and a co-director of the Delft-AI Energy Lab. His research interests include theoretical and practical aspects of decision-

making problems in uncertain and dynamic environments, with applications to control and security of large-scale and distributed systems.

He currently serves as an associate editor of *Operations Research*, *Mathematical Programming*, *Transactions on Automatic Control*, and *Open Journal of Mathematical Optimization*. He was one of the three finalists for the Young Researcher Prize in Continuous Optimization awarded by the Mathematical Optimization Society in 2016, and a recipient of the 2016 George S. Axelby Outstanding Paper Award from the IEEE Control Systems Society. He received the ERC Starting Grant and the INFORMS Frederick W. Lanchester Prize in 2020. He is the recipient of the 2022 European Control Award.



**Nathan van de Wouw** obtained his M.Sc.-degree (with honors) and Ph.D.-degree in Mechanical Engineering from the Eindhoven University of Technology, The Netherlands, in 1994 and 1999, respectively. He currently holds a full professor position at the Mechanical Engineering Department of the Eindhoven University of Technology, The Netherlands. He has been working at Philips Applied Technologies, The Netherlands, in 2000 and at The Netherlands Organization for Applied Scientific Research, The Netherlands, in 2001. He has been a visiting professor at the University of California

Santa Barbara, U.S.A., in 2006/2007, at the University of Melbourne, Australia, in 2009/2010 and at the University of Minnesota, U.S.A., in 2012 and 2013. He has held a (part-time) full professor position the Delft University of Technology, The Netherlands, from 2015–2019. He has also held an adjunct full professor position at the University of Minnesota, U.S.A. from 2014–2021. He has published the books 'Uniform Output Regulation of Nonlinear Systems: A convergent Dynamics Approach' with A.V. Pavlov and H. Nijmeijer (Birkhauser, 2005) and 'Stability and Convergence of Mechanical Systems with Unilateral Constraints' with R.I. Leine (Springer-Verlag, 2008). In 2015, he received the IEEE Control Systems Technology Award "For the development and application of variable-gain control techniques for high-performance motion systems". He is an IEEE Fellow for his contributions to hybrid, data-based and networked control.