



Delft University of Technology

Driving with Automation (PPT)

van Arem, Bart

Publication date

2017

Document Version

Final published version

Citation (APA)

van Arem, B. (2017). *Driving with Automation (PPT)*. 17th COTA International Conference of Transportation Professionals, Shanghai, China.

Important note

To cite this publication, please use the final published version (if applicable).
Please check the document version above.

Copyright

Other than for strictly personal use, it is not permitted to download, forward or distribute the text or part of it, without the consent of the author(s) and/or copyright holder(s), unless the work is under an open content license such as Creative Commons.

Takedown policy

Please contact us and provide details if you believe this document breaches copyrights.
We will remove access to the work immediately and investigate your claim.



Driving with Automation

Bart van Arem, Delft University of Technology, The Netherlands

COTA International Conference of Transportation Professionals - 7-9th July 2017 Shanghai

INTRODUCING VOLVO CARS SEAMLESS INTERFACE FOR SELF-DRIVING CARS



Level	Name	Narrative definition	DDT		DDT fallback	ODD
			Sustained lateral and longitudinal vehicle motion control	OEDR		
Driver performs part or all of the DDT						
0	No Driving Automation	The performance by the driver of the entire DDT, even when enhanced by active safety systems.	Driver	Driver	Driver	n/a
1	Driver Assistance	The sustained and ODD-specific execution by a driving automation system of either the lateral or the longitudinal vehicle motion control subtask of the DDT (but not both simultaneously) with the expectation that the driver performs the remainder of the DDT.	Driver and System	Driver	Driver	Limited
2	Partial Driving Automation	The sustained and ODD-specific execution by a driving automation system of both the lateral and longitudinal vehicle motion control subtasks of the DDT with the expectation that the driver completes the OEDR subtask and supervises the driving automation system.	System	Driver	Driver	Limited
ADS ("System") performs the entire DDT (while engaged)						
3	Conditional Driving Automation	The sustained and ODD-specific performance by an ADS of the entire DDT with the expectation that the DDT fallback-ready user is receptive to ADS-issued requests to intervene, as well as to DDT performance-relevant system failures in other vehicle systems, and will respond appropriately.	System	System	Fallback-ready user (becomes the driver during fallback)	Limited
4	High Driving Automation	The sustained and ODD-specific performance by an ADS of the entire DDT and DDT fallback without any expectation that a user will respond to a request to intervene.	System	System	System	Limited
5	Full Driving Automation	The sustained and unconditional (i.e., not ODD-specific) performance by an ADS of the entire DDT and DDT fallback without any expectation that a user will respond to a request to intervene.	System	System	System	Unlimited

Automated driving

Driver assistance/
Partial automation



Driver needs to be able to
intervene at all times

Automated parking,
autocruise

Conditional/ High
automation



Vehicle in control in special
conditions


Taxibots, platooning,
automated highways

Comfort, efficiency, safety, costs



Mode choice, location choice, urban
and transport planning

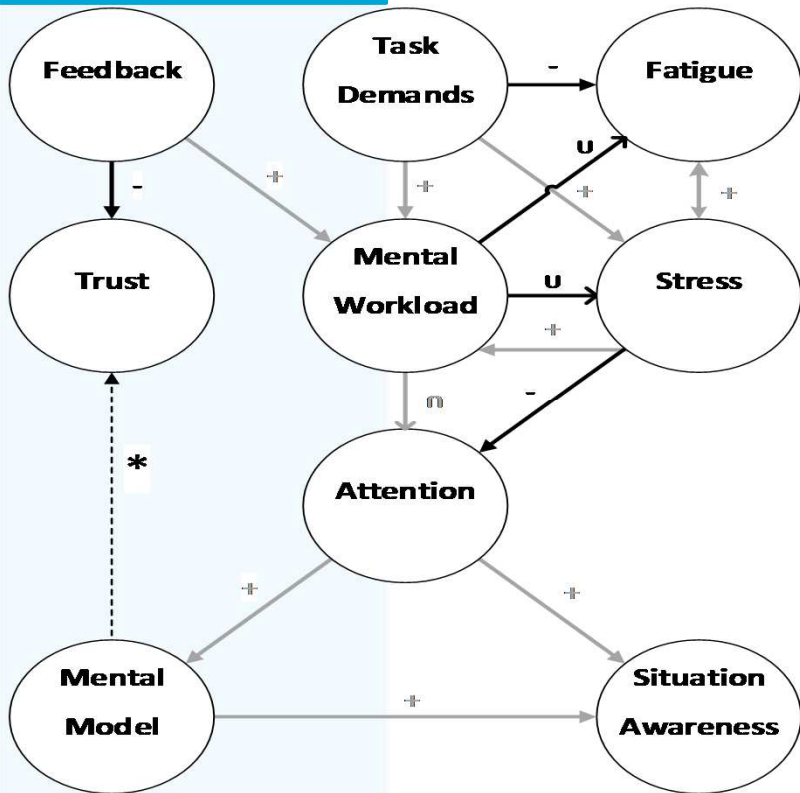
Fundamental changes in driving behaviour



Workload,
driving performance,
attention,
situation awareness
risk compensation,
Driver Vehicle Interface,
acceptance,
mode transition,
purchase and use



Human behaviour during highly automated platooning

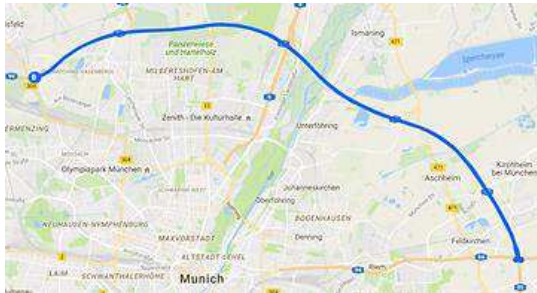


Mental underload
Degraded monitoring

Heikoop et al (2016), Effects of platooning on signal-detection performance, workload, and stress: A driving simulator study, Applied Ergonomics

Heikoop et al (2016) Psychological constructs in driving automation: a consensus model and critical comment on construct proliferation. Theor. Issue Ergon. Sci.

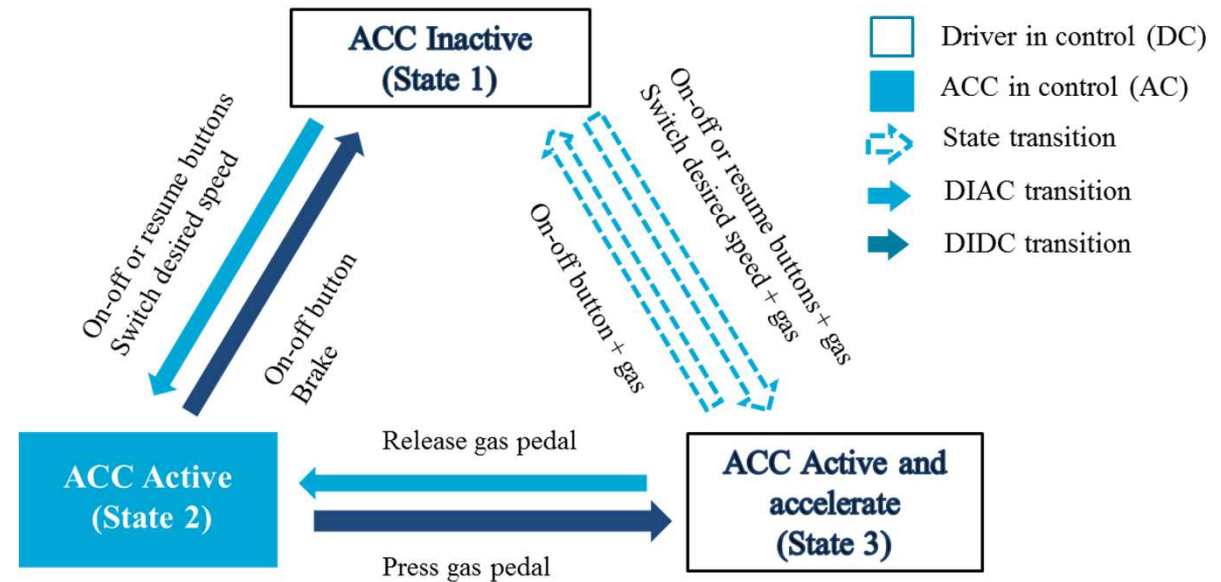
Driving Behaviour in Control Transitions between Adaptive Cruise Control and Manual Driving



35 km motorway



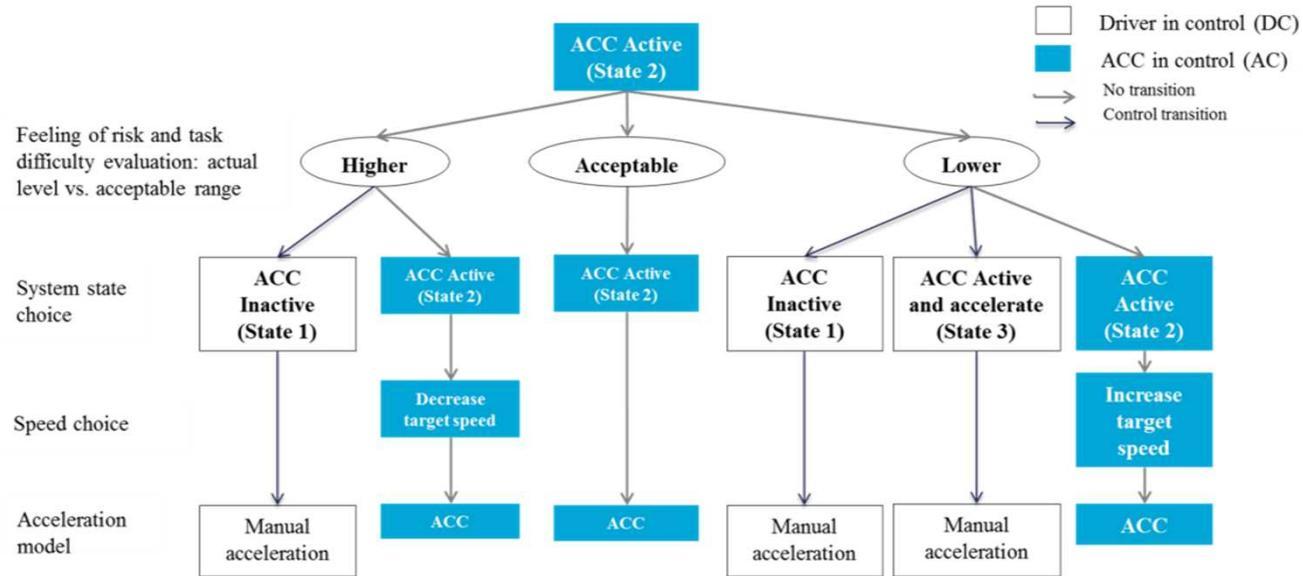
BMW 5 with Full Range ACC
23 participants



observations 10 s before, 10 s after, each authority transition at 1 Hz

Deactivation by brake:
 speed drops 10 km/h in 4 s
 Distance headway increases 5 m in 2s

Deactivation by gas pedal:
 speed increase 6 km/h in 5 s
 Distance headway increases 1.5 m in 1 s



Mixed logit

Factors attributing to deactivation:

On ramps, expected cut-ins, Approaching slower vehicles

Varotto, et al (2017), Resuming manual control or not? Modelling choices of control transition in full-range adaptive cruise control, Transportation Research Record



Driving with ACC

Field study 8 ACC vehicles at RHDHV

Questionnaire in cooperation with ANWB

Current ACC systems maintain longer headways than human drivers

Drivers reduce lane changing when using ACC –staying in left or right most lane

ACC users rate pleasure at 8 on a 1-10 scale

Full range ACC scores higher

Clumsy technology decreases pleasure

ACC more likely to be bought by high-income males

Winter, et al (2017) , Pleasure in using adaptive cruise control, Traffic Injury Prevention

Schakel et al (2017), Driving Characteristics and Adaptive Cruise Control, IEEE ITS Magazine

Driver aspects

- Automated Vehicles will lead to different vehicle behaviour
- Authority transitions relevant but hardly studied
- Situation awareness decreases with prolonged automated driving
- Current ACC headways larger than human headway
- Decrease in lane change when driving with ACC

Potential impacts on traffic

Non connected,
high penetration rate

Solve traffic jams by
increased outflow

Prevent traffic jams by
better stability

Increased throughput by
smaller headways

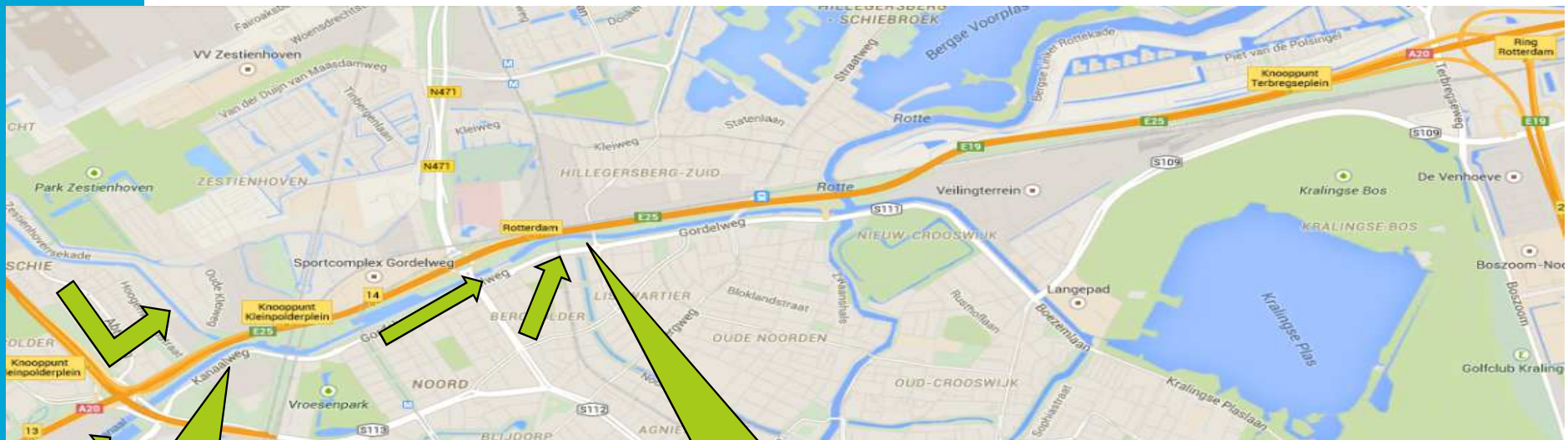
Decreased throughput by
larger headways

Decreased stability by
lack of anticipation

Less congestion delay

Increased risk of
congestion

A20: bottleneck motorway, no more space to expand

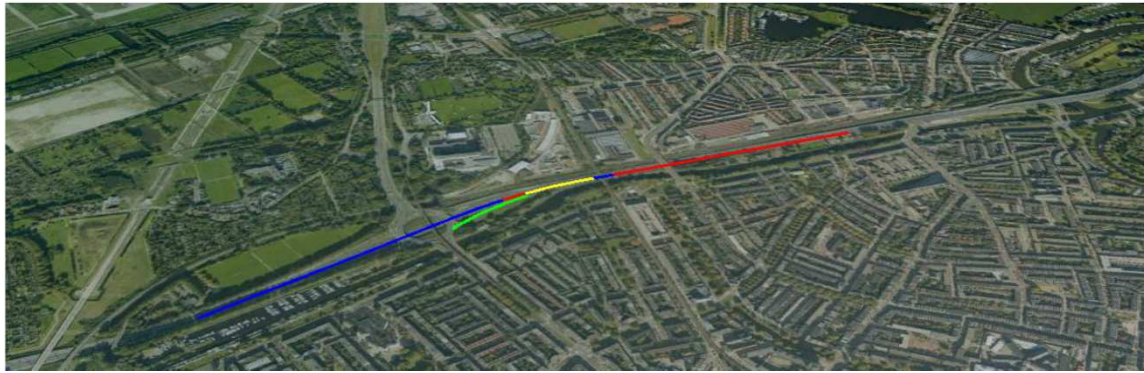


3+2 cross weaving

Short on-ramp

How can AVs relieve congestion here?

A20 congestion S112 on ramp



MOTUS
simulation

RSU:

triggers at high flows on right lane;
suggests courtesy yielding and anticipatory lane changing

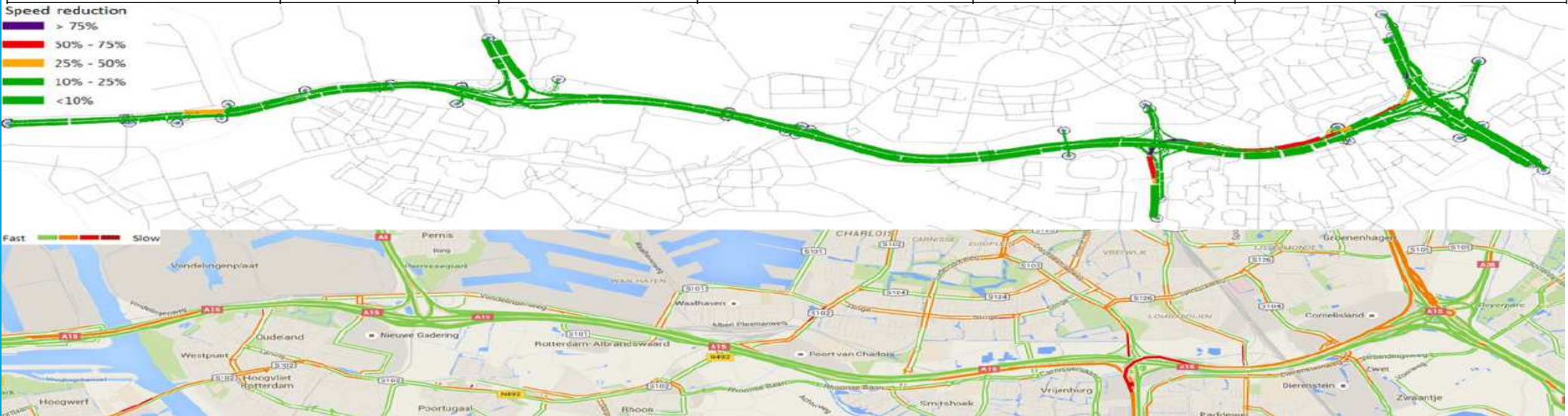
ACC: more agile response; switched off by RSU

Scenario	(Ic)comp (%)	q _{th} (veh/h)	pACC (%)	Avg. TT change (%)	Delay change (%)	Vehicle-kilometres change (%)
Base case	-	-	-	0	0	0
Only-ACC	-	-	40	-4.5	-18.3	+2.7
Only-RSU	80	1200	-	-19.5	-72.6	+2.3
Combined	80	1200	40	-7	-27.5	+2.4

Sideris (2016)



	Reactietijd [s]	Gemiddelde volgtijd [s]	Gemiddelde maximale versnelling [m/s ²]	Gemiddelde normale vertraging [m/s ²]	Gemiddelde maximale vertraging [m/s ²]
Auto	0.8	- (≈ 1.0)	2.8	-3.5	-7
ACC	0.8	1.6	2.5	-2.5	-6
Nieuwere ACC	0.4	1.6	2.5	-2.5	-6
Verbeterde ACC	0.4	1.2	2.5	-2.5	-6
CACC	0.2	0.8	2.5	-2.5	-6



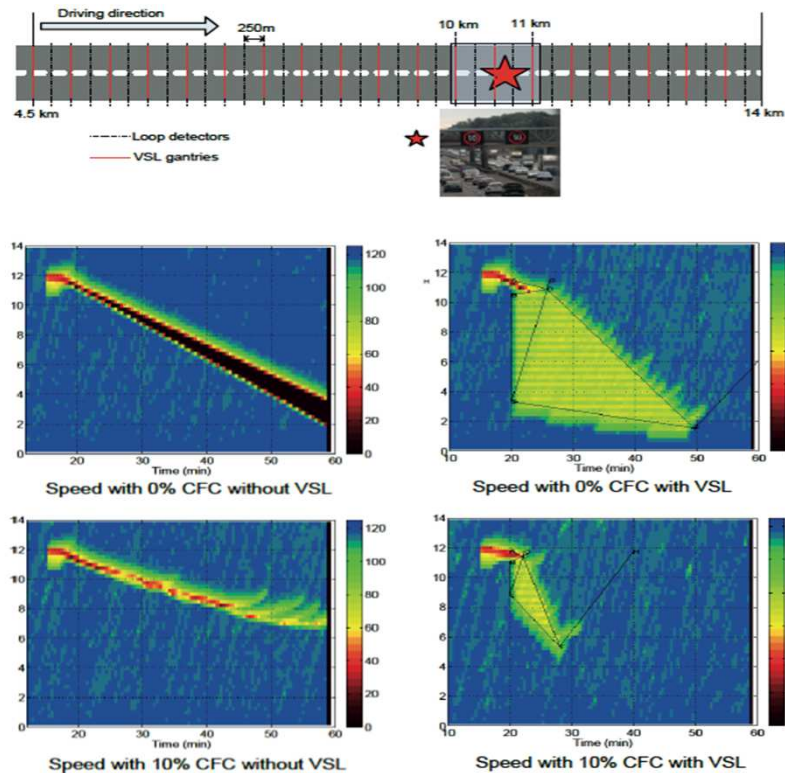
- Current ACC increases congestion
- New/improved ACC start reducing congestion at 10% penetration rate
- CACC strongly reduces congestion

Note: (C)ACC modelled as 'special' drivers

Huisman (2016)



Managing traffic with Connected Variable Speed Limits and ACC

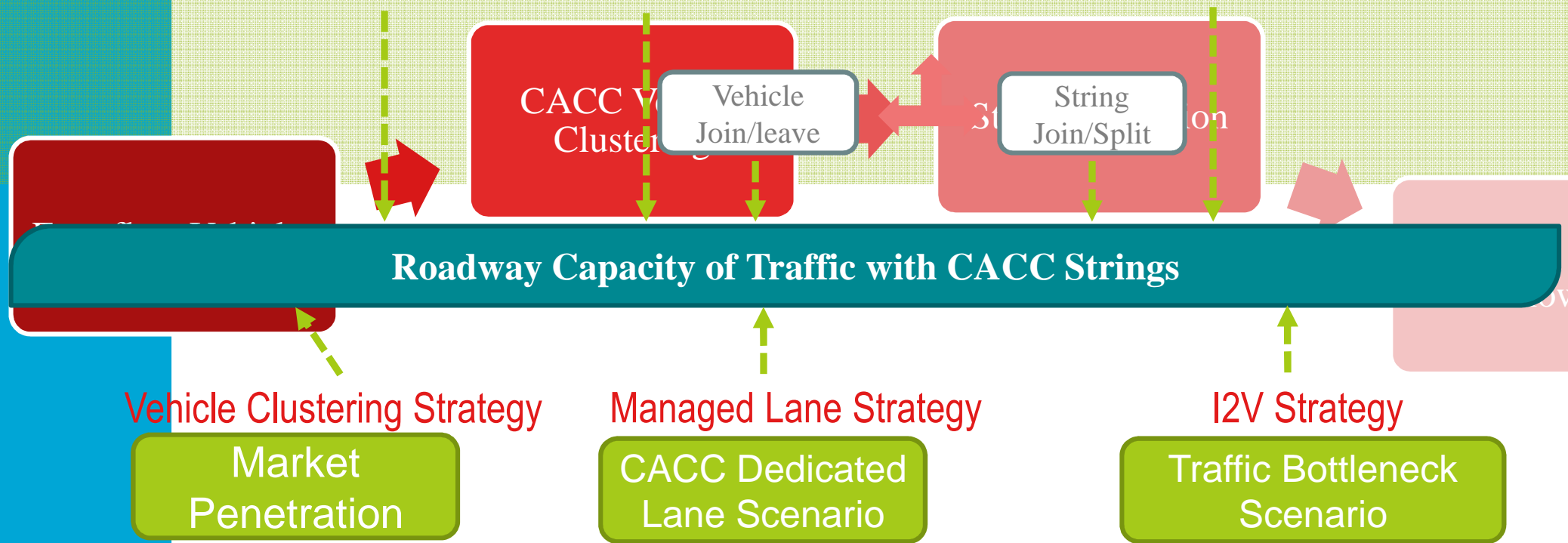


- Traffic control is still necessary with presence of IVs, particularly at low penetration rate;
- Although IV changes traffic flow characteristics, the VSL algorithm works well with presence of IVs;
- Connected traffic control and vehicle control bring extra benefits in improving traffic efficiency;
- Redesign of traffic control systems taking into account the changed flow characteristics may lead to further improvement.

M. Wang, W. Daamen, S.P. Hoogendoorn, and B. van Arem. Connected variable speed limits control and car-following control with vehicle-infrastructure communication to resolve stop-and-go waves. Journal of ITS.

High Performance Vehicle Streams with active CACC string clustering

Full processes of CACC string operation



Cooperative automated driving strategies for efficient traffic operations near on-ramp bottlenecks

Better control algorithms

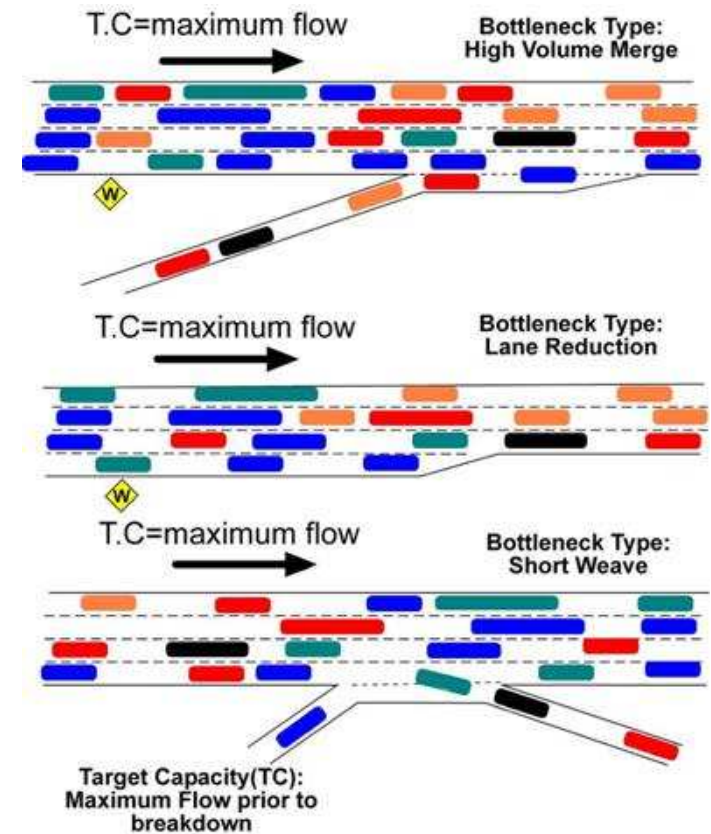
- Relieve traffic congestion,
- improve traffic safety,
- reduce pollution.

Mixed AV and manual traffic.

Different penetration rates

Different traffic scenarios

Traffic flow simulation



Will Automated Driving improve traffic flow efficiency?

- Potential impacts of current ACC systems negative because of long headways
 - Need for more capable ACC
- Cooperative ACC can improve traffic flow efficiency
- Special attention needed for bottlenecks and authority transitions
- Statement about doubling roadway capacity are far from reality



Driving with automation...



- SAE L1-2 commercially available
 - SAE L3-4 with OEDR at system in R&D stage
- Mental underload, reduced situation awareness
 - More than ever, automation needs to be safer than driver
- Current ACC have longer headways than human drivers
 - Better ACC or CACC needed to avoid increase of congestion
- New focus: lane changing and manoeuvring
 - Especially at roadway bottlenecks
- Simulation models widely available
 - Are authority transitions included
- Public data about driving with automation scarce
 - Data sets to be published in journals

