

Solving Chemical Absorption Equilibria using Free Energy and Quantum Chemistry Calculations

Methodology, Limitations, and New Open-Source Software

Polat, H. Mert; de Meyer, Frédérick; Houriez, Céline; Moulto, Othonas A.; Vlught, Thijs J.H.

DOI

[10.1021/acs.jctc.3c00144](https://doi.org/10.1021/acs.jctc.3c00144)

Publication date

2023

Document Version

Final published version

Published in

Journal of chemical theory and computation

Citation (APA)

Polat, H. M., de Meyer, F., Houriez, C., Moulto, O. A., & Vlught, T. J. H. (2023). Solving Chemical Absorption Equilibria using Free Energy and Quantum Chemistry Calculations: Methodology, Limitations, and New Open-Source Software. *Journal of chemical theory and computation*, 19(9), 2616-2629. <https://doi.org/10.1021/acs.jctc.3c00144>

Important note

To cite this publication, please use the final published version (if applicable). Please check the document version above.

Copyright

Other than for strictly personal use, it is not permitted to download, forward or distribute the text or part of it, without the consent of the author(s) and/or copyright holder(s), unless the work is under an open content license such as Creative Commons.

Takedown policy

Please contact us and provide details if you believe this document breaches copyrights. We will remove access to the work immediately and investigate your claim.

Solving Chemical Absorption Equilibria using Free Energy and Quantum Chemistry Calculations: Methodology, Limitations, and New Open-Source Software

H. Mert Polat, Frédérick de Meyer, Céline Houriez, Othonas A. Moultois, and Thijs J. H. Vlucht*



Cite This: *J. Chem. Theory Comput.* 2023, 19, 2616–2629



Read Online

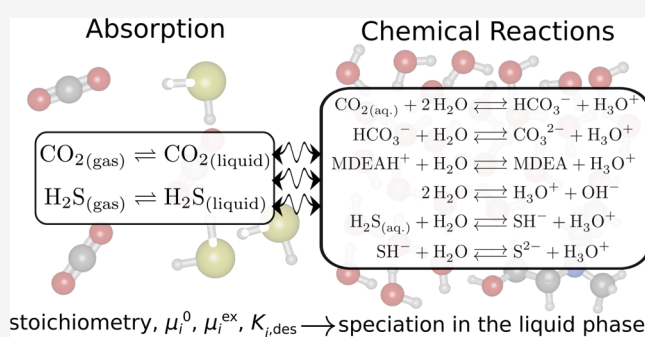
ACCESS |

Metrics & More

Article Recommendations

Supporting Information

ABSTRACT: We developed an open-source chemical reaction equilibrium solver in Python (CASpy, <https://github.com/omoultoisEthTuDelft/CASpy>) to compute the concentration of species in any reactive liquid-phase absorption system. We derived an expression for a mole fraction-based equilibrium constant as a function of excess chemical potential, standard ideal gas chemical potential, temperature, and volume. As a case study, we computed the CO₂ absorption isotherm and speciation in a 23 wt % N-methyl-diethanolamine (MDEA)/water solution at 313.15 K, and compared the results with available data from the literature. The results show that the computed CO₂ isotherms and speciations are in excellent agreement with experimental data, demonstrating the accuracy and the precision of our solver. The binary absorptions of CO₂ and H₂S in 50 wt % MDEA/water solutions at 323.15 K were computed and compared with available data from the literature. The computed CO₂ isotherms showed good agreement with other modeling studies from the literature while the computed H₂S isotherms did not agree well with experimental data. The experimental equilibrium constants used as an input were not adjusted for H₂S/CO₂/MDEA/water systems and need to be adjusted for this system. Using free energy calculations with two different force fields (GAFF and OPLS-AA) and quantum chemistry calculations, we computed the equilibrium constant (*K*) of the protonated MDEA dissociation reaction. Despite the good agreement of the OPLS-AA force field ($\ln[K] = -24.91$) with the experiments ($\ln[K] = -23.04$), the computed CO₂ pressures were significantly underestimated. We systematically investigated the limitations of computing CO₂ absorption isotherms using free energy and quantum chemistry calculations and showed that the computed values of μ_i^{ex} are very sensitive to the point charges used in the simulations, which limits the predictive power of this method.



1. INTRODUCTION

Accurately solving chemical reaction equilibria is a challenging numerical problem with significant importance to many industrial processes^{1,2} such as steam reforming of methane and formic acid,³ and acid gas (CO₂ and H₂S) capture from flue gas or natural gas streams.^{4,5} By using correct thermodynamic and numerical methods, chemical information can be obtained for conditions that are difficult to measure experimentally, such as high temperatures and pressures, or experiments with dangerous materials.⁶ Solving chemical reaction equilibrium allows us to have access to the speciation, i.e., the concentration of each species at equilibrium, which often requires tedious experimental spectroscopic measurements.^{7–9} It is very challenging to solve the chemical reaction equilibria of systems without reliable experimental data.¹⁰ In this case, free energy calculations using molecular simulations and quantum chemistry calculations are very advantageous. Two thermodynamic properties are crucial to solve reaction equilibria accurately using free energy and quantum chemistry calculations: (1) the excess chemical potential μ_i^{ex} and (2) the standard state ideal gas


chemical potential μ_i^0 . μ_i^{ex} describes the affinity of species *i* with the surrounding medium, and the affinity of reactants and reaction products to the solvent influences chemical equilibria.² Since the activity coefficient of species *i* (γ_i) also describes the affinity of species *i* with the surrounding medium, μ_i^{ex} is related to γ_i ^{11–13} as

$$\gamma_i = \frac{\rho_i}{X_i \rho_{0i}} \exp \left[\frac{\mu_i^{\text{ex}} - \mu_{i0}^{\text{ex}}}{RT} \right] \quad (1)$$

where ρ_i is the number density of species *i*, X_i is the mole fraction of species *i*, ρ_{0i} is the reference number density of the pure solvent (in the same units as ρ_i), and μ_{i0}^{ex} is the excess chemical

Received: February 5, 2023

Published: April 20, 2023



potential of species i in pure solvent. Using free energy calculations, the values of μ_i^{ex} can be computed.^{8,5,14,15} The μ_i^0 of reactants and reaction products also influences chemical equilibria since μ_i^0 is related to the molar Gibbs free energy of the pure substance i .¹⁶ Quantum chemistry calculations can be used to compute μ_i^0 .^{4,5,17} A methodology for computing chemical reaction equilibrium constants using free energy and quantum chemistry calculations have been already established in the literature.^{4,17–20}

The chemical reaction equilibrium in a solvent can be solved using Reaction Ensemble Monte Carlo (RxMC) simulations.^{21–25} In RxMC simulations, reactants and products of a reaction can be interconverted through insertions and deletions of molecules to compute the speciation at chemical equilibrium.^{14,23,26} Smith and Qi¹⁸ described a novel algorithm called Reaction Ensemble Molecular Dynamics (REMD) to predict chemical reaction equilibria in MD simulations. In REMD simulations, the Gibbs free energy is iteratively minimized by changing the composition in the simulation box. Smith and Qi¹⁸ investigated $\text{N}_2/\text{O}_2/\text{NO}$ and $\text{N}_2/\text{H}_2/\text{NH}_3$ systems using the REMD algorithm. The compositions obtained using the REMD algorithm agreed with experiments and simulations from the literature.

Noroozi et al.¹⁹ developed a methodology for the calculation of chemical reaction equilibrium constants in the liquid phase using molecular simulations and quantum chemistry calculations and investigated CO_2 /monoethanolamine (MEA)/water systems. In this study, it was reported that predicting the concentration of minor species such as the bicarbonate ion HCO_3^- or free CO_2 in the solution, and the CO_2 isotherms in aqueous MEA solutions are very challenging. Noroozi et al.⁴ also computed the equilibrium constants for the reactions of 7 different primary/secondary alkanolamines and CO_2 , and the carbamated alkanolamine dissociation reaction for these 7 primary/secondary alkanolamines. Although the equilibrium constants and the concentration of minor species at equilibrium computed by Noroozi et al.⁴ did not always agree with the values from the literature, the CO_2 absorption isotherms showed a reasonable agreement with experimental isotherms from the literature. In another study, Noroozi et al.¹⁷ computed the values of pK_a of protonated alkanolamine dissociation reactions for 29 different alkanolamine species using three different methods: (1) quantum chemistry calculations at three different levels of theory (Hartree–Fock (HF)),²⁷ second order Møller–Plesset perturbation theory (MP2),²⁸ and Becke’s three parameter hybrid exchange functional with Lee–Yang–Parr correlation functional (B3LYP),^{29,30} (2) the SMD continuum solvent method, and (3) the AM1-BCC point charge assignment method. These authors¹⁷ showed that none of the investigated methods can predict the values of pK_a that consistently agree with experiments. Noroozi et al.²⁰ determined a new force field for the hydronium ion (H_3O^+) by fitting the computed pK_a to the experimental pK_a of a well-known system ($\text{CO}_2/\text{MEA}/\text{water}$). Using this force field for H_3O^+ , the values of pK_a for 77 different alkanolamines were predicted. The authors showed that the predicted values of pK_a have an average absolute deviation of 0.72 in units of pK_a (i.e., an absolute deviation of 1.66 in units of $\ln[K]$ since $\ln[K] = \ln[10] \times \text{pK}_a$) from the experimental values in the literature. The average absolute deviation of 1.66 $\ln[K]$ units corresponds to a change of ca. 5.25 times in units of K , and this is too high to accurately compute the speciation in systems that are very sensitive to the value of the protonated amine dissociation reaction equilibrium constant.

Therefore, it is important to investigate the limitations of the method.

In this study, we develop a chemical reaction equilibrium solver in Python called CASpy and use it to solve binary (and single-component) CO_2 and H_2S absorption isotherms in aqueous methyldiethanolamine (MDEA) solutions (see the Supporting Information for source code for CASpy version 0.1.6). We study the absorption of CO_2 and H_2S in aqueous MDEA solutions because it is relevant to biogas upgrading³¹ and acid gas (CO_2 and H_2S) removal from natural gas.^{32–36} Molecular simulation is a natural choice for this application as simulations allow studies without the difficulty of working with H_2S (due to safety and environmental concerns),³⁷ and eliminate the low accuracy of experiments at low partial pressures of acid gases.^{38,39} For this purpose, we first derive an expression for the equilibrium constant as a function of μ_i^{ex} and μ_i^0 of species i , temperature, and volume using a mole fraction-based equilibrium constant and develop software to solve chemical reaction equilibria in combination with absorption. A schematic representation of the scheme of our chemical reaction equilibrium solver is shown in Figure 1. The species in the gas

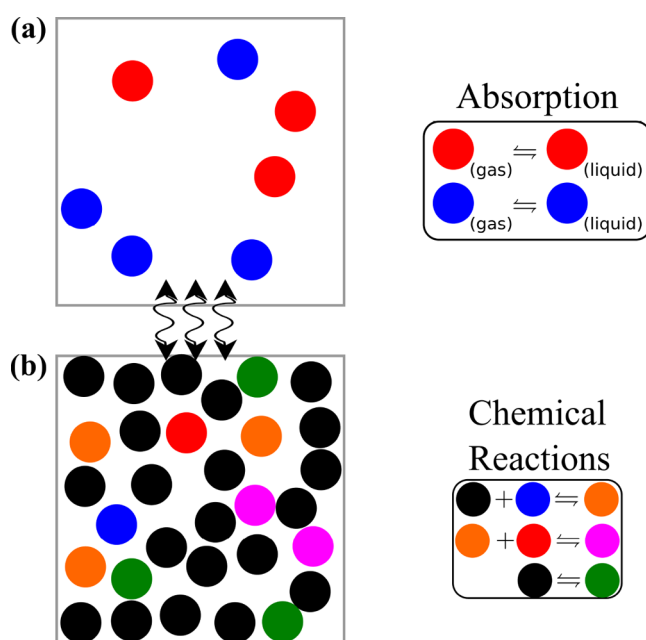


Figure 1. Schematic representation of our chemical reaction equilibrium solver. (a) Different species in the gas phase are absorbed by (b) the liquid phase where the absorbed species undergo chemical reactions. Given the stoichiometry of the reactions in the liquid phase, the values of μ_i^{ex} and μ_i^0 of species, and/or the desired equilibrium constants of the reactions in the liquid phase, CASpy computes the speciation in the liquid phase at equilibrium. The partial pressures of the species in the gas phase at equilibrium can also be computed using the concentrations and excess chemical potentials of these species in the liquid phase.

phase absorb into the liquid phase where the chemical reactions occur. We assume that the volume of the liquid phase and μ_i^{ex} of the species do not change with composition, and compute the speciation in the liquid phase at equilibrium using the reaction stoichiometry, the values of μ_i^{ex} and μ_i^0 , and/or the desired equilibrium constants. CASpy can be used for any reaction network in the liquid phase. We present the accuracy of the solver using two case studies: (1) $\text{CO}_2/\text{MDEA}/\text{water}$ and (2)

H₂S/CO₂/MDEA/water. We showcase the accuracy and precision of the solver by comparing the computed CO₂ isotherms in aqueous MDEA with experimental isotherms from the literature, and by comparing the speciation at equilibrium for the CO₂/MDEA/water system with the respective experimental data. We also compared the binary absorption isotherms of H₂S and CO₂ in aqueous MDEA with the available data from the literature. To assess the sensitivity of the absorption isotherms, we also computed the equilibrium constant of the protonated MDEA dissociation reaction using two different force fields, the General Amber Force Field (GAFF)⁴⁰ and the OPLS-AA force field.^{41,42} We use these equilibrium constants to compute CO₂ isotherms in aqueous MDEA solutions and compare the computed isotherms with experimental data. We quantify the sensitivity of μ_i^{ex} and the equilibrium constant for protonated MDEA dissociation reaction to the point charges of the species.

This manuscript is organized as follows: the thermodynamic framework, case studies, and simulation methods are discussed in the next section. In section 3, we present and discuss the results from modeling and simulations and compare our results with available literature data. In section 4, we discuss our conclusions regarding the modeling of reactive systems and limitations of using free energy and quantum chemistry calculations for modeling reactive systems.

2. METHODS

2.1. Chemical Reaction Equilibrium Solver. The equilibrium of a chemical reaction occurs when the sum of chemical potentials of the reaction products times the stoichiometric coefficient of the reaction products is equal to that of the reactants at constant temperature and pressure. The equilibrium condition for a chemical reaction can be formulated as²

$$\sum_{i=1}^{N_{\text{species}}} \nu_{i,j} \mu_i = 0 \quad (2)$$

where N_{species} is the number of species involved in reaction j (including the solvent and the solutes), $\nu_{i,j}$ is the stoichiometric coefficient of species i in reaction j , and μ_i is the chemical potential of species i . For the remainder of this study, we consider the stoichiometric coefficients of the reaction products positive, while the reactants have negative stoichiometric coefficients. The chemical potentials of solutes are calculated using an ideal gas reference frame:¹⁴

$$\mu_i = \mu_i^0 + \mu_i^{\text{ex}} + RT \ln \left[\frac{\rho_i}{\rho_0} \right] \quad (3)$$

where μ_i^0 is the standard state ideal gas chemical potential^{4,14} of species i , μ_i^{ex} is the excess chemical potential of species i , R is the ideal gas constant, T is the absolute temperature, ρ_i is the number density of solute i in the solvent, and ρ_0 is the reference number density of 1 molecule \AA^{-3} . Note that different reference states can be used to compute chemical potentials.⁴³ In this study, we use ρ_0 as reference state for chemical potentials to be consistent with our previous work.^{14,15} Other definitions for the chemical potential using different reference states can also be used to compute chemical reaction equilibria with the methodology described in this work.⁴⁴ However, a conversion of reference states will be required. The chemical potential of the

solvent (μ_s) in a solution is computed with the ideal gas reference state using²

$$\mu_s = \mu_s^0 + \mu_s^{\text{ex}} + RT \ln \left[\frac{\rho_{\text{pure}}}{\rho_0} \right] - RT \left(\frac{1 - X_s}{X_s} \right) \quad (4)$$

where ρ_{pure} is the number density of the pure solvent and X_s is the mole fraction of the solvent s in the solution ($X_s = N_s/N_{\text{total}}$ where N_{total} is the sum of number of molecules of all species in the solution including the solvent). The term $RT \left(\frac{1 - X_s}{X_s} \right)$ in eq 4 originates from the Gibbs–Duhem equation at constant temperature and pressure.⁴⁵

The equilibrium constant of reaction j (K_j) can be defined using the mole fraction of each species in the solution as

$$K_j = \prod_{i=1}^{N_{\text{species}}} X_i^{\nu_{i,j}} \quad (5)$$

where X_i is the mole fraction of species i . Using the equilibrium condition of eq 2, we derive the desired equilibrium condition of reaction j ($K_{j,\text{des}}$) as a function of μ_i^0 , μ_i^{ex} , T , and volume V as

$$K_{j,\text{des}} = \exp \left[- \left(\sum_{i=1}^{N_{\text{species}}} \frac{\nu_{i,j} (\mu_i^0 + \mu_i^{\text{ex}})}{RT} + \nu_{s,j} \ln \left[\frac{\rho_{\text{pure}}}{\rho_0} \right] \right) \right] + \nu_{s,j} \left(\frac{1 - X_s}{X_s} \right) \left(\frac{V \rho_0}{\sum_{i=1}^{N_{\text{species}}} N_i} \right)^{\nu_{\text{total solute},j}} X_s^{\nu_{s,j}} \quad (6)$$

where $\nu_{s,j}$ is the stoichiometric coefficient of the solvent in reaction j and $\nu_{\text{total solute},j}$ is the sum of stoichiometric coefficients of the solutes (all species except for the solvent) in reaction j . This means that at chemical equilibrium, $K_j = K_{j,\text{des}}$. A detailed derivation of eq 6 is provided in the Supporting Information. The required values of μ_i^0 and μ_i^{ex} to calculate $K_{j,\text{des}}$ can be computed using quantum chemistry calculations and molecular simulations, respectively. eq 6 implies that the mole fraction of the solvent X_s is constant. In CASpy, we solve the value of X_s iteratively. This means that a new $K_{j,\text{des}}$ is computed based on the new mole fraction of the solvent after solving for the speciation of the system at equilibrium. This is performed until the difference between the new mole fraction of the solvent and the old mole fraction no longer changes. In practice, the difference in the speciation between solving the value of X_s iteratively and assuming a constant value of X_s is very small. Using the computed speciation in the liquid phase at equilibrium, the partial pressure of the gas species i (P_i) can be computed using

$$P_i = \frac{N_i k_B T}{V \exp \left[\frac{-\mu_i^{\text{ex}}}{RT} \right]} \quad (7)$$

where N_i is the number of molecules of species i in the liquid phase, V is the volume of the liquid phase which is constant, and k_B is the Boltzmann constant. Alternatively, using CASpy, the total pressure and the composition of the gas phase can be imposed, and the solver computes the speciation in the liquid phase (and the absorbed amount). Note that when the total pressure and the composition of the gas phase are imposed, the mass balance equations for the gases should not be used since there is mass transfer from the infinite gas phase to the liquid phase. Also, the addition of nonreactive gases (such as N₂ or

CH₄ in aqueous MDEA solutions) will not influence the outcome of our model.

In this study, we use the “least_squares” function as implemented in the Scipy⁴⁶ library in Python to solve for the speciation (the number of molecules or concentration of each species in the solution) of the liquid phase at equilibrium. The “least_squares” is a function for solving nonlinear equations with the least-squares method. This requires an objective function to be defined. The objective function is computed by summing the squares of the values of individual equations (residuals). CASpy runs until the value of each residual is lower than 10⁻¹⁰ to ensure that the global minimum of the objective function is obtained. CASpy can be used to compute the speciation in any reactive liquid phase. The objective function is constructed using the following residuals:

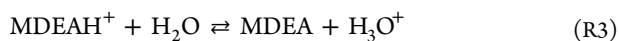
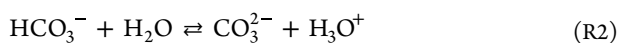
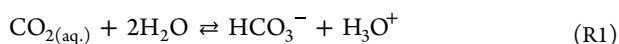
$$\frac{\ln[K_j] - \ln[K_{j,\text{des}}]}{\ln[K_{j,\text{des}}]} = 0, \text{ for all reactions} \quad (8)$$

$$\frac{N_{i,\text{total}} - (\sum_{k=1}^{N_{\text{balance,species}}} N_k)}{N_{i,\text{total}}} = 0, \text{ for all mass balance equations} \quad (9)$$

$$\frac{\sum_{i=1}^{N_{\text{species}}} q_i N_i}{\sum_{i=1}^{N_{\text{species}}} |q_i| N_i} = 0, \text{ for charge neutrality} \quad (10)$$

where $N_{\text{balance,species}}$ is the number of species included in the mass balance equation, q_i is the net charge of species i , and N_{species} is the total number of species in the solution. Note that including charge neutrality (eq 10) to our set of equations is necessary because we use molecule-based balance equations (eq 9) and the net charge of each molecule is fixed. With element-based balance equations (i.e., carbon, oxygen, hydrogen, and nitrogen balances), the charge neutrality would not be required as long as the net charge of each element is fixed. However, the stoichiometry of each molecule and ion should be known with the element-based balance equations. To generalize our solver, we used molecule-based balance equations with the addition of the charge neutrality. An example input file and the detailed explanation of the input file are provided in the Supporting Information.

2.2. Case Study. As a case study for CASpy, we investigate the binary CO₂ and H₂S absorption from an ideal gas phase to aqueous MDEA. In the CO₂/MDEA/water system, we have four reactions:³⁶



By combining reaction R1 and the reverse reaction R3 (−R3), we can obtain the reaction between CO₂, MDEA, and water (CO₂ + H₂O + MDEA ⇌ MDEAH⁺ + HCO₃[−]). There are 8 species in the CO₂/MDEA/water system, including the reaction products. These species are the free CO₂, water (solvent), HCO₃[−], H₃O⁺, CO₃^{2−}, MDEA, MDEAH⁺, and OH[−]. The equilibrium constants for each of these reactions can be computed using eq 5, and the equilibrium follows from $K_j =$

$K_{j,\text{des}}$. In this work, the values of $K_{j,\text{des}}$ for the reactions R1, R2, and R4 are computed using the correlations provided by Plakia et al.³⁶ since these reactions are present in systems where CO₂ is absorbed by an aqueous solution of any primary, secondary, or tertiary alkanolamine. We computed the desired equilibrium constant of the MDEAH⁺ dissociation reaction ($K_{\text{R3,des}}$) either by using the correlation provided by Plakia et al.³⁶ or by performing MC simulations and quantum chemistry calculations. The correlations to compute mole fraction-based equilibrium constants reported by Plakia et al.³⁶ are listed in Table S30 of the Supporting Information. Note that the logarithm of an equilibrium constant ($\text{p}K_a$) can be converted to natural logarithm of the equilibrium constant ($\ln[K_{j,\text{des}}]$) using $\ln[K_{j,\text{des}}] = \ln[10]\text{p}K_a$. For this system, four additional equations must be satisfied at equilibrium: the MDEA balance, CO₂ balance, water balance, and charge neutrality. The MDEA balance equals:

$$N_{\text{MDEA,total}} - (N_{\text{MDEA}} + N_{\text{MDEAH}^+}) = 0 \quad (11)$$

The water balance equals:

$$N_{\text{H}_2\text{O,total}} - (N_{\text{H}_2\text{O}} + N_{\text{H}_3\text{O}^+} + N_{\text{OH}^-}) = 0 \quad (12)$$

The CO₂ balance equals:

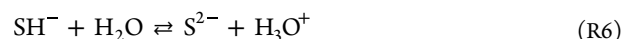
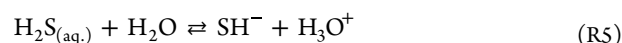
$$N_{\text{CO}_2,\text{total}} - (N_{\text{CO}_2(\text{aq})} + N_{\text{HCO}_3^-} + N_{\text{CO}_3^{2-}}) = 0 \quad (13)$$

Finally, charge neutrality of the system is formulated as

$$\sum_{i=1}^{N_{\text{species}}} q_i N_i = 0 \quad (14)$$

Thus, for the CO₂/MDEA/water system, we have 8 different species and 8 equations to satisfy.

With the addition of H₂S, two additional reactions are added to the reaction network, which are⁴⁷



By combining reaction R5 and the reverse reaction R3 (−R3), we obtain the reaction between H₂S and MDEA (H₂S + MDEA ⇌ MDEAH⁺ + SH[−]). While the combination of reactions R5 and R3 is kinetically favorable,⁴⁸ our reaction network (reactions R1–R6) is thermodynamically consistent, meaning that we can compute the equilibrium constant of the combined reaction of reactions R5 and R3 using the equilibrium constants of reactions R5 and R3 ($K_{\text{R5-R3}} = \frac{K_{\text{R5}}}{K_{\text{R3}}}$). Note that this is also valid for the combined reaction of reactions R1 and R3. The addition of the component H₂S to the CO₂/MDEA/water system leads to an additional equation for the H₂S balance. The H₂S balance equals:

$$N_{\text{H}_2\text{S,total}} - (N_{\text{H}_2\text{S}_{(\text{aq})}} + N_{\text{SH}^-} + N_{\text{S}^{2-}}) = 0 \quad (15)$$

With the addition of H₂S to the CO₂/MDEA/water system, we have 3 additional species in the solution. These species are the free H₂S, bisulfide ion SH[−], and sulfide ion S^{2−}. We also have 3 more equations to solve which are $K_{\text{R5}} = K_{\text{R5,des}}$, $K_{\text{R6}} = K_{\text{R6,des}}$, and the H₂S balance. In summary, in the H₂S/CO₂/MDEA/water system, we have 11 different species and 11 equations to satisfy.

The objective function for CO₂/MDEA/water systems is defined as an array of eq 8 and the following residuals:

$$\frac{N_{\text{MDEA},\text{total}} - (N_{\text{MDEA}} + N_{\text{MDEAH}^+})}{N_{\text{MDEA},\text{total}}} = 0 \quad (16)$$

$$\frac{N_{\text{H}_2\text{O},\text{total}} - (N_{\text{H}_2\text{O}} + N_{\text{H}_3\text{O}^+} + N_{\text{OH}^-})}{N_{\text{H}_2\text{O},\text{total}}} = 0 \quad (17)$$

$$\frac{N_{\text{CO}_2,\text{total}} - (N_{\text{CO}_2(\text{aq})} + N_{\text{HCO}_3^-} + N_{\text{CO}_3^{2-}})}{N_{\text{CO}_2,\text{total}}} = 0 \quad (18)$$

$$\frac{\sum_{i=1}^{N_{\text{species}}} q_i N_i}{\sum_{i=1}^{N_{\text{species}}} |q_i| N_i} = 0 \quad (19)$$

The objective function for H₂S/CO₂/MDEA/water systems is defined as an array of eq 8, eqs 16–19, and an additional residual for H₂S balance in the system:

$$\frac{N_{\text{H}_2\text{S},\text{total}} - (N_{\text{H}_2\text{S}(\text{aq})} + N_{\text{SH}^-} + N_{\text{S}^{2-}})}{N_{\text{H}_2\text{S},\text{total}}} = 0 \quad (20)$$

Each residual in the objective functions should be equal to 0 at equilibrium. Note that each residual in the objective functions (eqs 8–10) is normalized to make sure that the residuals are of similar magnitudes. We also need to scale the initial guess for the speciation to unity to ensure that the numerical solver will deal with variables of similar magnitudes.⁴⁹ Otherwise, there will be a ca. 12 orders of magnitude difference between the concentration of the most scarce species in the solution (H₃O⁺) and the concentration of the most abundant one (water). This would make it challenging to numerically find a solution at equilibrium. For this purpose, at the start of our calculations, the variable array is divided by itself (element-wise) and kept in the memory (scaling factors). While computing the residuals, we scale the variable array back by multiplying the solution with the scaling factors stored in the memory. In our calculations, we use 10⁻¹⁵ as both termination tolerance for individual variables (number of species of each species) and for the residuals. The tolerances are sufficiently low since we use normalized residuals (eqs 8–10).

2.3. Monte Carlo Simulations. We perform MC simulations in the *NPT* ensemble to compute the values of μ_i^{ex} . To this purpose, we use Brick-CFCMC,^{14,15,24} an open source state-of-the-art MC simulation software for computing phase- and reaction equilibria. Brick-CFCMC uses efficient Continuous Fractional Component Monte Carlo (CFCMC)^{14,15,23,24,50,51} methods for molecule insertions and deletions. CFCMC uses the so-called “fractional” molecule groups to insert or delete molecules from the simulation box. A “fractional” molecule group can contain multiple molecules and/or ions as long as it is charge neutral. The interactions between the “fractional” molecule group and the surrounding molecules are scaled using a parameter called λ . At $\lambda = 0$, the “fractional” molecule group has no interactions with the surrounding molecules while at $\lambda = 1$, the “fractional” molecule group has full interactions with the surrounding molecules.^{23,25,50,51} There are two different methods implemented in Brick-CFCMC to compute μ_i^{ex} . The details of these methods are explained in the Supporting Information. In this study, we compute μ_i^{ex} using thermodynamic integration.^{15,26,52} For thermodynamic integration, we compute the ensemble average

of the derivative of the potential energy with respect to the interaction scaling factor $\langle \partial U / \partial \lambda \rangle$ for 50 equidistant and fixed values of λ . We also compute the value of the term $\langle \partial U / \partial \lambda \rangle$ at $\lambda = 10^{-6}$ and $\lambda = 1 - 10^{-6}$ to increase the accuracy of the thermodynamic integration.

The TIP3P⁵³ force field was used to model water in this study. We used this force field because the μ_i^{ex} of water computed using the TIP3P agrees with experimental μ_i^{ex} much better than the μ_i^{ex} computed using the TIP4P or the TIP5P force fields.⁵⁴ In Brick-CFCMC, the value of $\langle \partial U / \partial \lambda \rangle$ can only be computed for a charge-neutral group of “fractional” molecules. For this purpose, we included a rigid HCO₃⁻ ion to the fractional group of either MDEAH⁺ or H₃O⁺ (Table S1 of the Supporting Information). The choice of counterion does not matter because the value of μ_i^{ex} of the counterion cancels out when we compute $K_{\text{R}_3,\text{des}}$ using eq 6. For flexible MDEA and MDEAH⁺, we used either the General Amber Force Field (GAFF)⁴⁰ with RESP fitted point charges or the OPLS-AA force field^{41,42} with 1.14*CM1A point charges.⁵⁵ For H₃O⁺ ions, we used the force field developed by Noroozi et al.²⁰ Details of the MC simulations including all force field parameters can be found in the Supporting Information (Figures S1–S4 and Tables S2–S28 of the Supporting Information).

2.4. Quantum Chemistry Calculations. In this study, we perform quantum chemistry calculations using the Gaussian09 software⁵⁶ to compute the values of μ_i^0 for the MDEAH⁺ ion, the MDEA molecule, the H₃O⁺ ion, and water. As the MDEAH⁺ ion and the MDEA molecule have many different conformers (molecules with different spatial arrangements), we first conducted a conformer search for these molecules.⁵⁷ We optimized the structure of 5 different conformers for both MDEAH⁺ and MDEA with the Gaussian-4 (G4) composite method⁵⁸ and chose the conformers with the minimum free energy. The molecular partition function computed in these calculations were used to compute μ_i^0 . Details on computing μ_i^0 using quantum chemistry calculations are explained in the Supporting Information. We also compute the electrostatic potential energy grid of the conformers at the minimum free energy using the Merz–Kollman scheme⁵⁹ at the Hartree–Fock (HF)²⁷ level of theory with a 6-31G* basis set. The computed electrostatic potential energy grids are used in a two-step Restrained Electrostatic Potential Surface (RESP) fitting with the Antechamber package⁶⁰ to compute the point charges of these molecules for the GAFF.⁴⁰

3. RESULTS AND DISCUSSION

3.1. Absorption of CO₂ in Aqueous MDEA Solutions. As a first case study, we investigate CO₂ absorption in aqueous MDEA. Based on the definition of mole fraction-based reaction equilibrium constant (eq 5), we assume an ideal solution where the activity coefficients of all species are constant. The activity coefficients of species can be computed from μ_i^{ex} in the solution and μ_i^{ex} in pure solvent^{11–13} using eq 1. In principle, the activity coefficients of species can be computed using an activity coefficient model or iteratively.^{61,62} The latter means that a new set of μ_i^{ex} can be calculated based on the speciation computed using the values of μ_i^{ex} at infinite dilution, and this can be performed until the differences between the old values and new values of μ_i^{ex} no longer change. However, it was previously shown that the speciation obtained by the ideal solution assumption and the nonideal case are very similar for CO₂ absorption in aqueous alkanolamine solutions.⁴ We implemented the specific ion interaction theory (SIT)^{63,64} with our

chemical reaction equilibrium solver to test if the ideal solution assumption differs from the nonideal case. The results show that the differences are indeed very small. Therefore, the results presented in this study are obtained with the ideal solution assumption. In these calculations, we use the experimental values of $K_{j,\text{des}}$ provided by Plakia et al.³⁶ for all 4 reactions in the CO₂/MDEA/water system (R1–R4) at 313.15 K (see Table S30 of the Supporting Information for the correlations). To compute the partial pressure of CO₂ using the concentration of free CO₂ in the liquid phase at equilibrium (eq 7), we computed the value of μ_i^{ex} for CO₂ in water at 313.15 K and 1 bar. The values of μ_i^{ex} for CO₂ in water as a function of temperature are listed in Table S31 of the Supporting Information. To validate that CASpy yields the correct solutions at equilibrium, we investigate the sum of the square of the residuals ($\sum_{i=1}^{N_{\text{obj}}} V_i^2$) where N_{obj} is the number of residuals in the objective function and V_i is the value of residual i) as a function of the CO₂ loading in the solution. Our results show that the sum of the squared residuals is 0 within machine precision for all CO₂ loadings. This means that the solutions computed by CASpy are at chemical equilibrium. Figure 2 shows the computed CO₂ pressure as a function of the CO₂ loading along with the experimental CO₂ isotherms from the literature^{65–68} in 23 wt % MDEA/water solutions at 313.15 K.

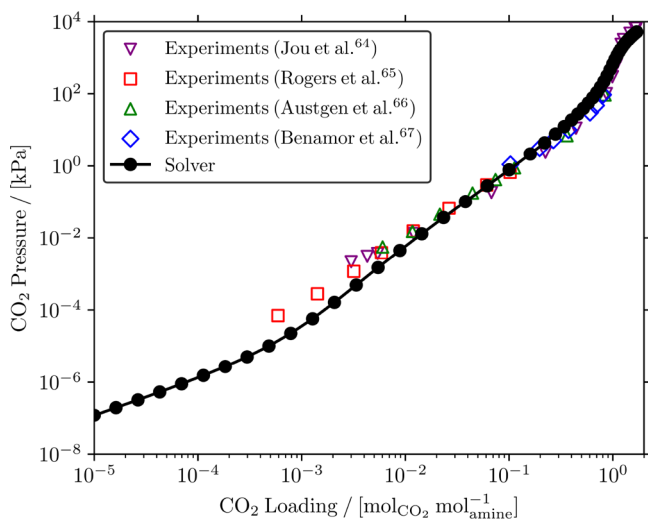


Figure 2. Comparison of the calculated and experimental CO₂ isotherms^{65–68} in 23 wt % MDEA/water solutions at 313.15 K. Note that the experimental values of $K_{j,\text{des}}$ provided by Plakia et al.³⁶ were used for all reactions in the CO₂/MDEA/water system (R1–R4) in the calculations with the solver (Table S30 of the Supporting Information).

It is clearly shown that the computed CO₂ pressures are in excellent agreement with the experiments from the literature. Figure 2 also shows that the computed CO₂ pressures are slightly lower than the experimental pressures at low loadings ($< 10^{-2}$ mol_{CO₂} mol_{amine}⁻¹). This may be because the experiments at low pressures of CO₂ are less accurate than the experiments at higher CO₂ pressures.^{38,39} Motivated by this excellent agreement, we also compare experimental⁷ and calculated speciations in CO₂ loaded 23 wt % MDEA/water solutions at 313.15 K. Figure 3 shows the experimental speciation from the literature⁷ and the calculated speciation as a function of CO₂ loading in 23 wt % MDEA/water at 313.15 K.

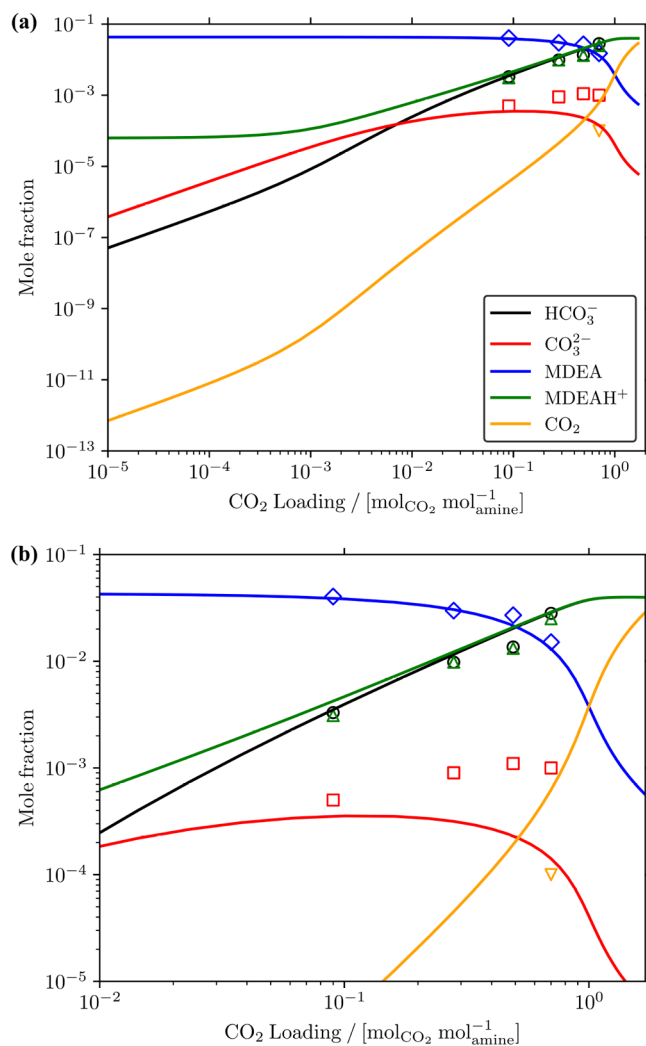


Figure 3. Comparison of the calculated and experimental⁷ speciations of CO₂ loaded 23 wt % MDEA/water solutions at 313.15 K for a CO₂ loading range between (a) 10^{-5} – 1.7 mol_{CO₂} mol_{amine}⁻¹ and (b) 10^{-2} – 1.7 mol_{CO₂} mol_{amine}⁻¹. Open symbols represent the experimental speciation reported by Jakobsen et al.⁷ □: CO₃²⁻, ▽: CO₂, ◇: MDEA, △: MDEAH⁺, ○: HCO₃⁻. Note that the experimental values of $K_{j,\text{des}}$ provided by Plakia et al.³⁶ were used for all reactions in the CO₂/MDEA/water system (R1–R4) in our calculations (Table S30 of the Supporting Information). The color coding in (b) follows that of (a).

The comparison of the speciations shows that the calculated concentrations of MDEA, MDEAH⁺, and HCO₃⁻ agree well with the experimental measurements for all CO₂ loadings. However, this is not the case for the concentration of free CO₂ and the carbonate ion CO₃²⁻. For CO₃²⁻, the calculated concentration at the lowest loading agrees well with the experimental measurements, while the CO₃²⁻ concentrations are underpredicted for higher loadings. Jakobsen et al.⁷ state that the measured CO₃²⁻ concentrations are most likely overestimated at high CO₂ loadings. This was shown by the excess negative charge that Jakobsen et al.⁷ reported. An excess negative charge means that the net charge of the system is not zero but negative, so the concentration of CO₃²⁻ is overestimated. For the free CO₂ concentration, the chemical reaction equilibrium solver slightly overpredicts the only experimental measurement that Jakobsen et al.⁷ reported. However, these authors state that the measured free CO₂ concentration may be underestimated due to the

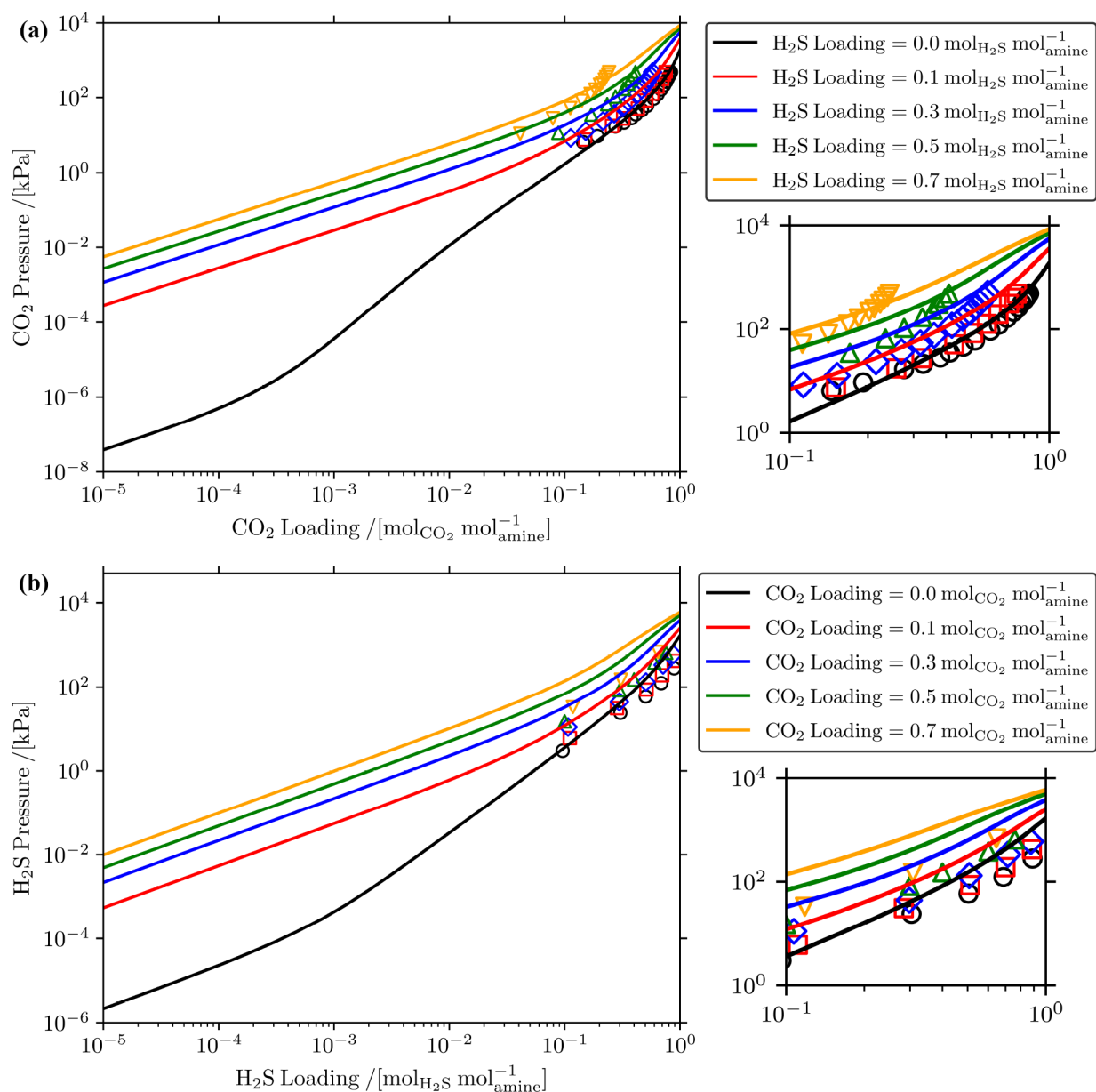


Figure 4. Absorption isotherms of (a) CO₂ and (b) H₂S in 50 wt % MDEA/water solutions at 313.15 K and fixed H₂S and CO₂ loadings, respectively. Open symbols represent modeling and experimental results from Dicko et al.⁶⁹ for (a) and (b), respectively. The color coding for the open symbols follows that of the solid lines. The figures below the legends show the CO₂ (H₂S) pressures in kPa for a CO₂ (H₂S) loading range between 0.1 to 1 mol_{CO₂} mol_{amine}⁻¹ (mol_{H₂S} mol_{amine}⁻¹). Note that experimental values of $K_{j,des}$ provided by Plakia et al.³⁶ were used for all reactions in H₂S/CO₂/MDEA/water system (R1–R6) for the calculations in the solver (Table S30 of the Supporting Information).

chemical exchange between the species at equilibrium complicating the integration of the NMR spectra.

3.2. Binary Absorption of CO₂ and H₂S in Aqueous MDEA Solutions. As a second case study, we investigate the binary absorption of CO₂ and H₂S in aqueous MDEA. To this purpose, we computed the values of μ_i^{ex} for H₂S in water as a function of temperature at 1 bar. The values of μ_i^{ex} for H₂S in water as a function of temperature are listed in Table S31 of the Supporting Information. We computed the CO₂ and H₂S isotherms in 50 wt % MDEA/water solutions at 323.15 K and fixed H₂S and CO₂ loadings, respectively. Note that all values of the residuals in these calculations were 0 within machine precision, thus, the solutions correspond to chemical equilibrium. Dicko et al.⁶⁹ performed a modeling study on the CO₂ and H₂S isotherms in aqueous MDEA solutions for fixed H₂S

and CO₂ loadings, respectively. These authors also reported experimental H₂S isotherms in aqueous MDEA solutions at fixed CO₂ loadings. Figure 4 shows the comparison between the calculated absorption isotherm of CO₂ (and H₂S) in 50 wt % MDEA/water solution at 313.15 K and fixed H₂S (and CO₂) loading, and modeling (and experimental) data from Dicko et al.⁶⁹ Figure 4(a) shows that with increasing loading of H₂S, CO₂ pressure also increases. The same behavior can be seen for H₂S pressures as a function of CO₂ loading in Figure 4(b). This effect is more prominent at low acid gas loadings. Figure 4 also shows that the calculated CO₂ isotherms at fixed H₂S loading are in agreement with the modeling results from Dicko et al.⁶⁹ at higher CO₂ loadings. At lower loadings (total acid gas loading < 1 mol_{acidgas} mol_{amine}⁻¹), the results from the two models deviate significantly. For H₂S isotherms, Figure 4(b) shows that the

calculated H₂S isotherms in 50 wt % MDEA/water solution at fixed CO₂ loadings do not agree well with the experimental results by Dicko et al.⁶⁹ The sequential binary absorption of CO₂ first and H₂S second approach by Dicko et al.⁶⁹ may be the reason for the difference between our H₂S isotherms and experimental results. It is important to note that there may be CO₂ evaporating in the second part of the measurement due to the competitive absorption with H₂S. We modified our solver so we can quantify this effect. Details of this correction are explained in the [Supporting Information](#). The CO₂ loading and H₂S pressure were computed as a function of H₂S loading using the modified solver. [Figure S5](#) shows the CO₂ loading as a function of H₂S loading during H₂S absorption. Our results show that CO₂ indeed evaporates from the solution to the gas phase during H₂S absorption.⁶⁹ The amount of evaporated CO₂ is the lowest at the lowest CO₂ loading. For the initial CO₂ loading of 0.093 mol_{CO₂} mol_{amine}⁻¹, the decrease in the CO₂ loading is 0.6–26.9% of the initial amount, while for the highest CO₂ loading, the decrease is 9.5–44.7% of the initial CO₂ loading. [Figure S6](#) of the [Supporting Information](#) shows the H₂S isotherms for the fixed CO₂ loading assumption, by the effect of evaporating CO₂, and the experimental results from Dicko et al.⁶⁹ [Figure S6](#) shows that the H₂S pressure decreases for fixed H₂S loadings when we account for the evaporation of CO₂. This is because there is less CO₂ in the solution for H₂S to compete with. The decrease in H₂S pressure is 0.6–5.9% for the initial CO₂ loading of 0.093 mol_{CO₂} mol_{amine}⁻¹, while the decrease in H₂S pressure is between 21.6–37.6% for the highest initial CO₂ loading (i.e., 0.706 mol_{CO₂} mol_{amine}⁻¹).

Even after accounting for the effect of CO₂ evaporation during H₂S loading, the computed H₂S isotherms still do not agree well with the experimental results from Dicko et al.⁶⁹ For example, Dicko et al.⁶⁹ measured the H₂S pressure as 680 kPa for a CO₂ loading of 0.706 mol_{CO₂} mol_{amine}⁻¹ and a H₂S loading of 0.645 mol_{H₂S} mol_{amine}⁻¹ in 50 wt % MDEA/water solution at 323.15 K, while the computed H₂S pressure is 1887 kPa at the same conditions. Even when there is no CO₂ in the solution (CO₂ loading = 0 mol_{CO₂} mol_{amine}⁻¹), the calculated H₂S isotherm does not agree with the experimental results from Dicko et al.⁶⁹ except for the data point at the lowest H₂S loading. For a H₂S loading of 0.884 mol_{H₂S} mol_{amine}⁻¹, the calculated pressure of H₂S is 996 kPa, while the experimental H₂S pressure is 278 kPa. This may be because of two reasons; (1) we use experimental values of $K_{j,\text{des}}$ for all [reactions R1–R6](#)) reported by Plakia et al.³⁶ However, these parameters were not fitted to binary absorption of CO₂ and H₂S in aqueous MDEA. Thus, experimental values of $K_{j,\text{des}}$ may be less accurate for the conditions we are investigating. (2) We use the μ_i^{ex} of infinitely diluted H₂S in water at 323.15 K to compute H₂S pressure using [eq 7](#). This means that we assume that the μ_i^{ex} of CO₂ and H₂S do not change with the increasing concentration of CO₂, H₂S, and different ions (see [R1–R6](#)). We tested this assumption by computing the μ_i^{ex} of CO₂ for different CO₂ loadings in 23 wt % MDEA/water solutions at 313.15 K using the speciations reported in [Figure 3](#). [Figure S7](#) of the [Supporting Information](#) shows the computed data. Our data show that the difference between the μ_i^{ex} of CO₂ at the highest CO₂ loading (1 mol_{CO₂} mol_{amine}⁻¹) and the lowest CO₂ loading

(10⁻⁵ mol_{CO₂} mol_{amine}⁻¹) is well within the chemical accuracy (1 kcal mol⁻¹ = 4.18 kJ mol⁻¹).⁷⁰

3.3. Sensitivity and Limitations of the Method. We tested the sensitivity of computed CO₂ pressures in aqueous MDEA solutions to the computed values μ_i^0 and μ_i^{ex} by computing $K_{j,\text{des}}$ of the MDEAH⁺ dissociation [reaction R3](#) using [eq 6](#). We used either the GAFF⁴⁰ with point charges fitted with RESP or the OPLS-AA force field^{41,42} with 1.14*CM1A point charges⁵⁵ for MDEAH⁺ and MDEA. For water, we used the TIP3P force field,⁵³ while we used the optimized force field by Noroozi et al.²⁰ for the H₃O⁺ ions. Using CFCMC simulations and thermodynamic integration,¹⁵ we computed the μ_i^{ex} of MDEAH⁺ (HCO₃⁻ as the counterion), MDEA, H₃O⁺ (HCO₃⁻ as the counterion), and water. We also computed the μ_i^0 of MDEAH⁺, MDEA, H₃O⁺, and water using quantum chemistry calculations. The values of μ_i^{ex} and μ_i^0 of MDEAH⁺, MDEA, H₃O⁺, and water are listed and compared with the available data from the literature in [Tables S32 and S33](#) of the [Supporting Information](#). We also listed the values of μ_i^0 and the atomization energies ($D_{0,i}$) computed with different quantum chemistry composite methods in [Table S34](#) of the [Supporting Information](#). The computed values of μ_i^0 show that different quantum chemistry composite methods result in very similar values of μ_i^0 as the standard deviations are between 1.5–2.6 $k_B T$. Note that every 1 $k_B T$ unit change in values of μ_i^0 corresponds to a change of ca. 1 in terms of $\ln[K_{j,\text{des}}]$ ([eq 6](#)). Also, [Table S32](#) of the [Supporting Information](#) shows that the calculated values of μ_i^0 agree with the values computed using the JANAF tables^{71,72} within 6–8 $k_B T$ for charge neutral molecules (water and CO₂), while the difference between the values of μ_i^0 computed using quantum chemistry calculations and JANAF tables^{71,72} for ions (H₃O⁺ and OH⁻) are between 5–17 $k_B T$. Since the standard deviation between the values of μ_i^0 computed using different quantum chemistry composite methods in Gaussian09⁵⁶ is low and the G4 method is one of the most accurate methods,⁵⁸ we use the G4 method to compute the values of μ_i^0 for the remainder of this study. We compared the values of μ_i^{ex} computed using MC simulations with available experimental data from the literature and values of μ_i^{ex} computed from Henry constant of species in water ([Table S33](#) of the [Supporting Information](#)). Our results show that the computed values of μ_i^{ex} agree with the available data from the literature within the chemical accuracy (1 kcal mol⁻¹ = 4.18 kJ mol⁻¹).⁷⁰ Using the computed values of μ_i^{ex} and μ_i^0 , we computed the equilibrium constant of the MDEAH⁺ dissociation reaction $K_{\text{R3,des}}$ at 313.15 K ([eq 6](#)). The natural logarithms of the computed values of $K_{\text{R3,des}}$ for different force fields are listed in [Table 1](#). Our results show that the computed $K_{\text{R3,des}}$ using the OPLS-AA force field^{41,42} with point charges derived from 1.14*CM1A⁵⁵ agrees well with the experimental³⁶ value, while the value computed using GAFF⁴⁰ with RESP fitted point charges differs from the experiments. Noroozi et al.¹⁷ computed the pK_a of protonated amine

Table 1. Natural Logarithms of the Computed Values of $K_{\text{R3,des}}$ (Reaction R3) for the GAFF and OPLS-AA Force Field and Natural Logarithm of the Experimental Value³⁶ of $K_{\text{R3,des}}$ at 313.15 K

	$\ln[K_{\text{R3,des}}]$	Source
GAFF	-34.80	This work
OPLS-AA	-24.91	This work
Experimental	-23.04	Plakia et al. ³⁶

dissociation reactions for 29 different alkanolamine species at 298.15 K and 1 bar. To make the results of Noroozi et al.¹⁷ comparable with our study, we convert the values of pK_a these authors report to the units of $\ln[K_{j,\text{des}}]$ ($\ln[K_{j,\text{des}}] = \ln[10]pK_a$). Noroozi et al.¹⁷ compared the values of pK_a computed using GAFF with RESP fitted point charges, SMD continuum solvent simulations, and GAFF with the semiempirical AM1-BCC charge model with experimental values of pK_a from the literature. For the RESP fitting, these authors computed the electrostatic potential of the species at 3 different levels of theory using quantum chemical calculations. The authors showed that although some calculated values of pK_a agree with the experimental data within 1 pK_a unit, none of the investigated methods is consistently successful in accurately predicting pK_a of protonated amine dissociation reactions. For example, Noroozi et al.¹⁷ computed the value of $\ln[K_{j,\text{des}}]$ of protonated MDEA dissociation reaction between 28.1 and 31.5, while the experimental value from the literature is 23.8⁷³ at 298.15 K. Noroozi et al.¹⁷ also showed that the deviations in computed values of pK_a are quite large for some alkanolamines. For example, these authors computed the value of $\ln[K_{j,\text{des}}]$ of protonated tris(hydroxymethyl)aminomethane (THMAM) dissociation reaction between 9.9 and 20.7, while the experimental value from the literature is 22.7 at 298.15 K.

To test the sensitivity of CO_2 isotherm in an aqueous MDEA solution to the value of $K_{R3,\text{des}}$, we computed the CO_2 isotherm in 23 wt % MDEA/water solution at 313.15 K using the values of μ_i^0 computed from quantum chemistry calculations and the values of μ_i^{ex} computed using thermodynamic integration. Figure 5 shows the CO_2 isotherms computed using $K_{R3,\text{des}}$ from OPLS-AA force field, GAFF, and the experimental correlation from Plakia et al.,³⁶ and experimental CO_2 isotherms from the

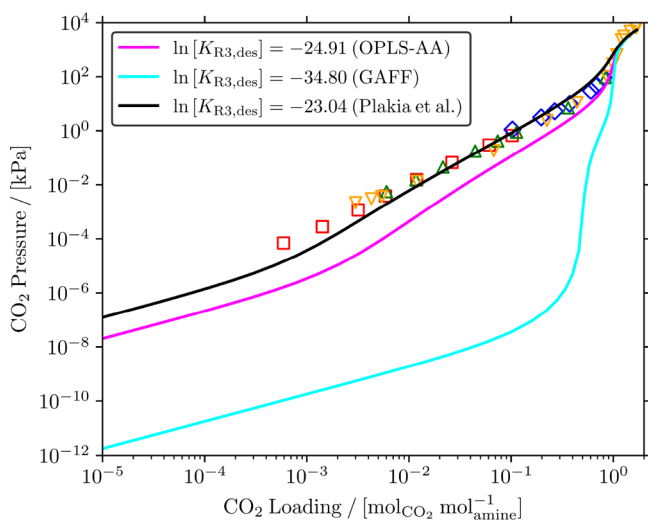


Figure 5. Comparison of experimental CO_2 isotherms^{65–68} and the calculated CO_2 isotherms obtained using $K_{R3,\text{des}}$ from the OPLS-AA force field,^{41,42} the GAFF,⁴⁰ and the experimental correlation from Plakia et al.³⁶ in 23 wt % MDEA/water solution at 313.15 K. Note that experimental values of $K_{j,\text{des}}$ provided by Plakia et al.³⁶ were used for reactions R1, R2, and R4 in the CO_2 /MDEA/water system, while for reaction R3, we used $K_{R3,\text{des}}$ from the OPLS-AA force field, GAFF, or the experimental correlation from Plakia et al.³⁶ The solid lines represent the CO_2 isotherms computed with CASpy while the empty symbols represent CO_2 isotherms from the literature.^{65–68} The color codes of the empty points (experiments) follow those in Figure 2.

literature^{65–68} as a function of CO_2 loading. As clearly shown in Figure 5, when $K_{R3,\text{des}}$ computed with GAFF ($\ln[K_{R3,\text{des}}] = -34.80$) is used, the computed CO_2 pressures are significantly underestimated at low CO_2 loadings ($<1 \text{ mol}_{\text{CO}_2} \text{ mol}_{\text{amine}}^{-1}$), while at high loadings ($>1 \text{ mol}_{\text{CO}_2} \text{ mol}_{\text{amine}}^{-1}$), the computed CO_2 pressures agree well with the experimental isotherms. The computed CO_2 pressures were underestimated at low CO_2 loadings because lower values of $K_{R3,\text{des}}$ mean that reaction R3 is dominated by the species on the left side of the reaction (MDEAH^+ and H_2O) (Eq. 5). This means that the CO_2 dissociation reaction (reaction R1) proceeds toward the right side of the reaction more freely, so more CO_2 is absorbed by the solution (in the form of HCO_3^- , and consequently CO_3^{2-}) at low CO_2 loadings. This results in the underestimation of the CO_2 isotherm at low loadings of CO_2 computed using $K_{R3,\text{des}}$ from GAFF. When $K_{R3,\text{des}}$ computed with the OPLS-AA force field is used, the agreement between the computed and experimental CO_2 isotherms is much better than GAFF but still differs from the experimental isotherms. At the lowest CO_2 loading ($10^{-5} \text{ mol}_{\text{CO}_2} \text{ mol}_{\text{amine}}^{-1}$), the CO_2 pressure computed using $K_{R3,\text{des}}$ from the experimental correlation reported by Plakia et al.³⁶ is ca. 6 times higher than the CO_2 pressure computed using $K_{R3,\text{des}}$ from the OPLS-AA force field. At a higher CO_2 loading ($5 \times 10^{-3} \text{ mol}_{\text{CO}_2} \text{ mol}_{\text{amine}}^{-1}$), the CO_2 pressure computed using $K_{R3,\text{des}}$ from the experimental correlation reported by Plakia et al.³⁶ is ca. 16 times higher than the CO_2 pressure computed using $K_{R3,\text{des}}$ from the OPLS-AA force field. The isotherms computed using the GAFF and OPLS-AA force field agree well with the experimental CO_2 isotherms at high CO_2 loadings. This is because the limit of chemical CO_2 absorption in aqueous MDEA solutions is the CO_2 loading of $1 \text{ mol}_{\text{CO}_2} \text{ mol}_{\text{amine}}^{-1}$ (due to the one-to-one stoichiometry between CO_2 and MDEA in reactions R1–R4). At loadings higher than $1 \text{ mol}_{\text{CO}_2} \text{ mol}_{\text{amine}}^{-1}$, we only have physical absorption of CO_2 in the solution. This can also be seen with the changing slope of the CO_2 isotherms at CO_2 loadings higher than $1 \text{ mol}_{\text{CO}_2} \text{ mol}_{\text{amine}}^{-1}$. The only parameter affecting the amount of physically absorbed CO_2 in our model is the μ_i^{ex} of CO_2 . This shows that we predict the μ_i^{ex} of CO_2 in water correctly, therefore, all the isotherms agree with the experimental CO_2 isotherms at high CO_2 loadings. All in all, Figure 5 shows that the computed CO_2 isotherms are sensitive to the changes in the equilibrium constant of reaction R3 ($K_{R3,\text{des}}$). Even with a reasonable prediction of the value of $K_{R3,\text{des}}$ ($\ln[K_{R3,\text{des}}]$ (OPLS-AA) = -24.91 vs $\ln[K_{R3,\text{des}}]$ (Plakia et al.) = -23.04) from quantum chemistry calculations and MC simulations, the CO_2 isotherms computed are quite different.

To investigate absorption at low pressures, we derived an expression for the Henry constant of CO_2 in aqueous MDEA solutions. Details of derivation of the expression for the Henry constant of CO_2 are shown in the Supporting Information. The Henry constants computed using the expression we derived and computed using the slope of the CO_2 isotherm (the one with $K_{R3,\text{des}}$ from Plakia et al.³⁶) show an excellent agreement since the Henry constant computed using the expression we derived is $0.0162 \text{ kPa mol}_{\text{amine}} \text{ mol}_{\text{CO}_2}^{-1}$ and the Henry constant computed using the slope of the CO_2 isotherm is $0.0149 \text{ kPa mol}_{\text{amine}} \text{ mol}_{\text{CO}_2}^{-1}$. We also validated the expression for the Henry constant of CO_2 in aqueous MDEA solutions using the speciation obtained from CASpy. Table S29 of the Supporting

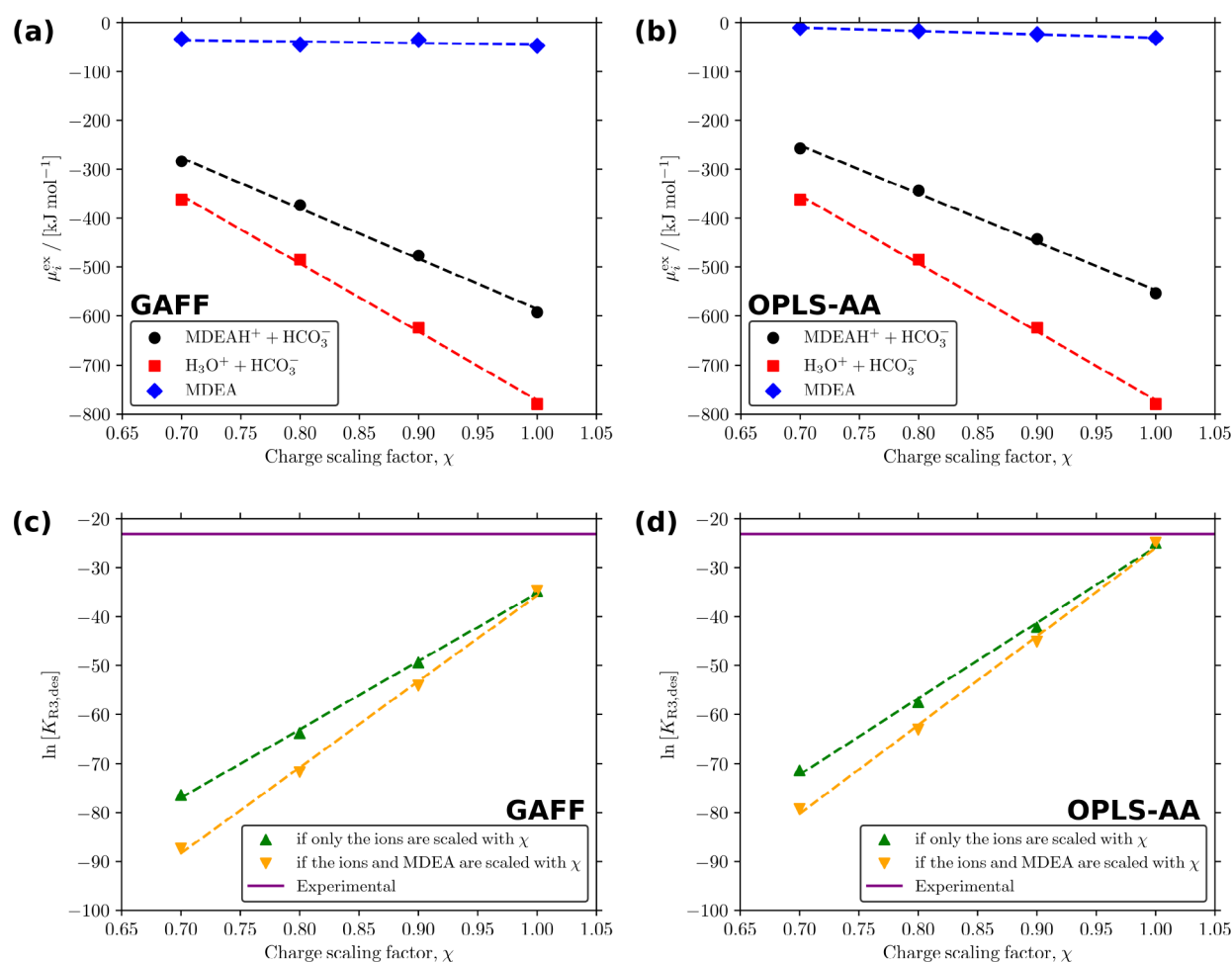


Figure 6. (a,b) Values of μ_i^{ex} of the species in reaction R3, and (c,d) values of $\ln[K_{\text{R3,des}}]$ for (a,c) the GAFF with RESP fitted point charges and (b,d) the OPLS-AA force field with 1.14*CM1A point charges as a function of the point charge scaling factor χ at 313.15 K. The dashed lines in all subfigures represent the linear regression fits to the values of μ_i^{ex} (the fit parameters are tabulated in Tables S35 and S36 of the Supporting Information).

Information shows the excellent agreement between the speciation computed using the Henry constant expression we derived and the speciation computed numerically with our solver. This means that the expression derived for the Henry constant of CO_2 in aqueous MDEA solutions can be used to accurately compute absorption at low pressures.

To test the sensitivity of computed values of $K_{\text{R3,des}}$ to point charges, we computed the μ_i^{ex} of MDEAH^+ (and HCO_3^- as counterion), H_3O^+ (and HCO_3^- as counterion), and MDEA with point charge scaling factors (χ) of 0.9, 0.8, and 0.7 at 313.15 K. For example, $\chi = 0.9$ means that all the point charges in the molecule were multiplied by 0.9. Figure 6 shows the computed values of μ_i^{ex} and the computed values of $\ln[K_{\text{R3,des}}]$ for GAFF with RESP fitted point charges and OPLS-AA force field with 1.14*CM1A point charges as a function of χ at 313.15 K. The parameters of the linear regression fits in Figure 6 are tabulated in Tables S35 and S36 of the Supporting Information.

The results show that for both force fields, the values of μ_i^{ex} are very sensitive to the point charges. For GAFF with RESP fitted point charges, the value of μ_i^{ex} for $\text{MDEAH}^+ + \text{HCO}_3^-$ increases by $95.63 \text{ kJ mol}^{-1}$ ($36.73 k_{\text{B}}T$) when $\chi = 0.9$ is used instead of the unscaled point charges. The change in the value of μ_i^{ex} for $\text{H}_3\text{O}^+ + \text{HCO}_3^-$ is even more sensitive to the point charges (also seen in Table S35 of the Supporting Information with a lower slope). The value of μ_i^{ex} for $\text{H}_3\text{O}^+ + \text{HCO}_3^-$ increases by 155.53 kJ

mol^{-1} ($59.74 k_{\text{B}}T$) when $\chi = 0.9$ is used instead of $\chi = 1.0$. Our results also show that $\ln[K_{\text{R3,des}}]$ is very sensitive to the changes in the point charges. For the OPLS-AA force field with 1.14*CM1A point charges, the computed value of $\ln[K_{\text{R3,des}}]$ changes from -24.91 to -42.19 if only the point charges of the ions in reaction R3 are scaled, and to -45.15 if the point charges of MDEA are scaled as well. All in all, Figure 6 shows that we need force fields with very accurate point charges to be able to accurately compute CO_2 isotherms in aqueous alkanolamines. Polarizable force fields are usually more accurate than classical force fields^{74–81} because the ability to accurately quantify electrostatic interactions is essential (Figure 6). However, polarizable force fields are not implemented widely in the software packages and are computationally more expensive than classical force fields.^{82,83}

4. CONCLUSIONS

We derived an expression for a mole fraction-based equilibrium constant as a function of μ_i^{ex} , μ_i^0 , and T , and developed an open-source chemical reaction equilibrium solver in Python called CASpy for absorption of gases to reactive solutions, assuming that the values of μ_i^{ex} and the liquid phase volume V are constant. CASpy can be used to compute the concentrations of the species in any reactive liquid phase, for example, aqueous alkanolamine solutions for CO_2 and H_2S capture, and CO_2 capture in an

aqueous solution for the electrochemical conversion of CO₂. We first validated that CASpy yields the correct numerical solution at chemical equilibrium. Our results showed that the computed solutions are at chemical equilibrium since the sum of all residuals was 0 within machine precision. We computed CO₂ isotherms in 23 wt % MDEA/water solutions at 313.15 K using experimental equilibrium constants from the literature³⁶ for all reactions R1–R4) and compared the computed isotherms with experimental isotherms from the literature. The results are in excellent agreement with the experiments. We compared the computed speciation in the CO₂/MDEA/water system with the experimental speciation from the literature,⁷ showing an excellent agreement. For low pressures, we derived and validated an analytic expression for the Henry constant of CO₂ in aqueous MDEA solutions. We computed binary CO₂ and H₂S absorption isotherms in 50 wt % MDEA/water solutions at 323.15 K using experimental equilibrium constants from the literature³⁶ for all reactions R1–R6. The computed CO₂ isotherms in the H₂S/CO₂/MDEA/water system show a good agreement with another modeling study from the literature;⁶⁹ however, the computed H₂S isotherm in the H₂S/CO₂/MDEA/water system did not agree well with experimental isotherms by Dicko et al.⁶⁹ As these authors first performed CO₂ absorption and then H₂S absorption in a 50 wt % MDEA/water solution, and did not account for the CO₂ evaporating in the H₂S absorption part of the experiment, we also estimated the amount of evaporated CO₂ by making some modifications to our solver. The H₂S isotherm computed considering the effect of evaporating CO₂ agreed better with the experimental results⁶⁹ than the H₂S isotherm computed without considering the effect of evaporating CO₂. However, agreement with the experimental results from Dicko et al.⁶⁹ is lacking. This implies that the experimental equilibrium constants³⁶ from the literature were not suitable for H₂S/CO₂/MDEA/water systems and the equilibrium constants of the reactions in H₂S/CO₂/MDEA/water systems need to be refitted. We tested the sensitivity of the computed CO₂ isotherms in aqueous MDEA solutions to the computed values of μ_i^{ex} and μ_i^0 by computing these values for the MDEAH⁺ dissociation reaction R3 in water at 313.15 K and 1 bar using MC simulations and quantum chemistry calculations. Two different force fields for MDEAH⁺ and MDEA were used in the MC simulations (GAFF⁴⁰ and OPLS-AA^{41,42}). Using the computed values of μ_i^{ex} and μ_i^0 and eq 6, we computed the value of $K_{\text{R3,des}}$ at 313.15 K. The value of $K_{\text{R3,des}}$ computed using the OPLS-AA force field $K_{\text{R3,des}}(\ln[K_{\text{R3,des}}](\text{OPLS-AA}) = -24.91)$ showed a good agreement with the experimental value $(\ln[K_{\text{R3,des}}](\text{Plakia et al.}^{36}) = -23.04)$ from the literature while the value of $K_{\text{R3,des}}$ computed using the GAFF $(\ln[K_{\text{R3,des}}](\text{GAFF}) = -34.80)$ differed from the experimental value. We computed the CO₂ isotherms in 23 wt % MDEA/water solutions at 313.15 K using the experimental equilibrium constants from the literature³⁶ for reactions R1, R2, and R4, while we used either $K_{\text{R3,des}}$ computed using the GAFF or the OPLS-AA force field. Results showed that the computed CO₂ isotherms are in an excellent agreement with the experimental isotherms at high CO₂ loadings ($>1 \text{ mol}_{\text{CO}_2} \text{ mol}_{\text{amine}}^{-1}$). However, the difference between the computed CO₂ isotherms and the experimental isotherms is quite large for lower CO₂ loadings ($<1 \text{ mol}_{\text{CO}_2} \text{ mol}_{\text{amine}}^{-1}$). Even with a good agreement between the value of $K_{\text{R3,des}}$ computed using the OPLS-AA force field and the experimental value of $K_{\text{R3,des}}$ from the literature, the computed

CO₂ pressures were 6 and 12 times lower than the experimental isotherms at $10^{-5} \text{ mol}_{\text{CO}_2} \text{ mol}_{\text{amine}}^{-1}$ and $5 \times 10^{-3} \text{ mol}_{\text{CO}_2} \text{ mol}_{\text{amine}}^{-1}$, respectively. This shows that the CO₂ isotherm in aqueous MDEA solutions is very sensitive to the value of $K_{\text{R3,des}}$. Furthermore, we computed the values of μ_i^{ex} and $K_{\text{R3,des}}$ for the GAFF and OPLS-AA force field and for charge scaling factors χ of 0.9, 0.8, and 0.7. Our results showed that even with a 10% change in the point charges, the changes in the values of μ_i^{ex} and $K_{\text{R3,des}}$ were very large. The value of μ_i^{ex} for MDEAH⁺+HCO₃⁻ has increased by ca. 37 $k_{\text{B}}T$ from $\chi = 1.0$ to $\chi = 0.9$, while the value of μ_i^{ex} for H₃O⁺+HCO₃⁻ has increased by ca. 60 $k_{\text{B}}T$. The value of $\ln[K_{\text{R3,des}}]$ computed using the GAFF has decreased from -34.80 to -49.42 when charges are scaled by $\chi = 0.9$, while the value of $\ln[K_{\text{R3,des}}]$ computed using the OPLS-AA force field decreased from -24.91 to -42.19 . Our results show that force fields with accurate point charges are required to be able to solve chemical reaction equilibrium accurately. Further research must be conducted to develop accurate point charge assignment methods.

■ ASSOCIATED CONTENT

Data Availability Statement

The chemical reaction equilibrium solver CASpy can be downloaded from <https://github.com/omoultosEthTuDelft/CASpy> and <https://pypi.org/project/CASpy-ReactionEquilibria/>.

Supporting Information

The Supporting Information is available free of charge at <https://pubs.acs.org/doi/10.1021/acs.jctc.3c00144>.

The source code for CASpy (version 0.1.6, 22/03/2023) (ZIP)

Derivation of an expression for mole fraction-based reaction equilibrium constants (section S1), detailed explanation of the input file for chemical reaction equilibrium solver (section S2), details of computing μ_i^0 with quantum chemistry calculations and the JANAF tables (sections S3.1 and S3.2), details of computing μ_i^{ex} using Brick-CFCMC (section S3.3), simulation details including all force field parameters (section S4), details of accounting for CO₂ evaporation in sequential absorption of CO₂ and next H₂S (section S5), derivation of an expression for the Henry constant of CO₂ in aqueous MDEA solutions (section S6) (PDF)

■ AUTHOR INFORMATION

Corresponding Author

Thijs J. H. Vlugt – *Engineering Thermodynamics, Process & Energy Department, Faculty of Mechanical Engineering, Delft University of Technology, Delft 2628CB, The Netherlands;*
orcid.org/0000-0003-3059-8712; Email: t.j.h.vlugt@tudelft.nl

Authors

H. Mert Polat – *Engineering Thermodynamics, Process & Energy Department, Faculty of Mechanical Engineering, Delft University of Technology, Delft 2628CB, The Netherlands*
Frédéric de Meyer – *CCUS R&D Program, Gas & Low Carbon Entity, OneTech, TotalEnergies S.E., 92078 Paris, France; Mines Paris, PSL University, Center for Thermodynamics of Processes (CTP), 77300 Fontainebleau, France*

Céline Houriez – Mines Paris, PSL University, Center for Thermodynamics of Processes (CTP), 77300 Fontainebleau, France

Othonas A. Moulτος – Engineering Thermodynamics, Process & Energy Department, Faculty of Mechanical Engineering, Delft University of Technology, Delft 2628CB, The Netherlands; orcid.org/0000-0001-7477-9684

Complete contact information is available at:
<https://pubs.acs.org/10.1021/acs.jctc.3c00144>

Funding

This work was supported by the Carbon Capture Utilization and Storage R&D program from TotalEnergies SE. We are grateful for the support by NWO Domain Science for the use of supercomputer facilities, with financial support from the Nederlandse Organisatie voor Wetenschappelijk Onderzoek (Netherlands Organisation for Scientific Research, NWO).

Notes

The authors declare no competing financial interest.

ACKNOWLEDGMENTS

The authors thank Prof. E. Voutsas for the fruitful discussions about the numerical solver. The authors acknowledge the use of computational resources of DelftBlue supercomputer, provided by Delft High Performance Computing Centre (<https://www.tudelft.nl/dhpc>).

REFERENCES

- (1) Zeleznik, F. J.; Gordon, S. Calculation of Complex Chemical Equilibria. *Industrial & Engineering Chemistry* **1968**, *60*, 27–57.
- (2) Smith, W.; Missen, R. *Chemical Reaction Equilibrium Analysis: Theory and Algorithms*, 1st ed.; Wiley: New York, 1982.
- (3) Rahbari, A.; Ramdin, M.; van den Broeke, L. J. P.; Vlught, T. J. H. Combined Steam Reforming of Methane and Formic Acid To Produce Syngas with an Adjustable H₂:CO Ratio. *Ind. Eng. Chem. Res.* **2018**, *57*, 10663–10674.
- (4) Noroozi, J.; Smith, W. R. Accurately Predicting CO₂ Reactive Absorption Properties in Aqueous Alkanolamine Solutions by Molecular Simulation Requiring No Solvent Experimental Data. *Ind. Eng. Chem. Res.* **2020**, *59*, 18254–18268.
- (5) Balaji, S. P.; Gangarapu, S.; Ramdin, M.; Torres-Knoop, A.; Zuilhof, H.; Goetheer, E. L. V.; Dubbeldam, D.; Vlught, T. J. H. Simulating the reactions of CO₂ in aqueous monoethanolamine solution by Reaction Ensemble Monte Carlo using the Continuous Fractional Component method. *J. Chem. Theory Comput.* **2015**, *11*, 2661–2669.
- (6) Lei, Z.; Chen, B.; Li, C.; Liu, H. Predictive Molecular Thermodynamic Models for Liquid Solvents, Solid Salts, Polymers, and Ionic Liquids. *Chem. Rev.* **2008**, *108*, 1419–1455.
- (7) Jakobsen, J. P.; Krane, J.; Svendsen, H. F. Liquid-phase composition determination in CO₂-H₂O-alkanolamine systems: An NMR study. *Ind. Eng. Chem. Res.* **2005**, *44*, 9894–9903.
- (8) Böttinger, W.; Maiwald, M.; Hasse, H. Online NMR spectroscopic study of species distribution in MDEA–H₂O–CO₂ and MDEA–PIP–H₂O–CO₂. *Ind. Eng. Chem. Res.* **2008**, *47*, 7917–7926.
- (9) Behrens, R.; von Harbou, E.; Thiel, W. R.; Böttinger, W.; Ingram, T.; Sieder, G.; Hasse, H. Monoalkylcarbonate Formation in Methyl-diethanolamine–H₂O–CO₂. *Ind. Eng. Chem. Res.* **2017**, *56*, 9006–9015.
- (10) Zhang, Y.; Chen, C. C. Thermodynamic modeling for CO₂ absorption in aqueous MDEA solution with electrolyte NRTL model. *Ind. Eng. Chem. Res.* **2011**, *50*, 163–175.
- (11) Hempel, S.; Fischer, J.; Paschek, D.; Sadowski, G. Activity coefficients of complex molecules by molecular simulation and Gibbs–Duhem integration. *Soft Mater.* **2012**, *10*, 26–41.
- (12) Balaji, S. P.; Schnell, S. K.; McGarrity, E. S.; Vlught, T. J. H. A direct method for calculating thermodynamic factors for liquid mixtures using the Permuted Widom test particle insertion method. *Mol. Phys.* **2013**, *111*, 287–296.
- (13) Rahbari, A.; Hens, R.; Jamali, S. H.; Ramdin, M.; Dubbeldam, D.; Vlught, T. J. H. Effect of truncating electrostatic interactions on predicting thermodynamic properties of water–methanol systems. *Mol. Simul.* **2019**, *45*, 336–350.
- (14) Hens, R.; Rahbari, A.; Caro-Ortiz, S.; Dawass, N.; Erdős, M.; Poursaeidesfahani, A.; Salehi, H. S.; Celebi, A. T.; Ramdin, M.; Moulτος, O. A.; Dubbeldam, D.; Vlught, T. J. H. Brick-CFCMC: Open Source Software for Monte Carlo Simulations of Phase and Reaction Equilibria Using the Continuous Fractional Component Method. *J. Chem. Inf. Model.* **2020**, *60*, 2678–2682.
- (15) Polat, H. M.; Salehi, H. S.; Hens, R.; Wasik, D. O.; Rahbari, A.; De Meyer, F.; Houriez, C.; Coquelet, C.; Calero, S.; Dubbeldam, D.; Moulτος, O. A.; Vlught, T. J. H. New Features of the Open Source Monte Carlo Software Brick-CFCMC: Thermodynamic Integration and Hybrid Trial Moves. *J. Chem. Inf. Model.* **2021**, *61*, 3752–3757.
- (16) McQuarrie, D. A. D. A.; Simon, J. D. *Physical Chemistry: A Molecular Approach*, 1st ed.; University Science Books: Sausalito, CA, 1997.
- (17) Noroozi, J.; Smith, W. R. Prediction of Alkanolamine pK_a Values by Combined Molecular Dynamics Free Energy Simulations and ab Initio Calculations. *Journal of Chemical & Engineering Data* **2020**, *65*, 1358–1368.
- (18) Smith, W. R.; Qi, W. Molecular Simulation of Chemical Reaction Equilibrium by Computationally Efficient Free Energy Minimization. *ACS Central Science* **2018**, *4*, 1185–1193.
- (19) Noroozi, J.; Smith, W. R. An Efficient Molecular Simulation Methodology for Chemical Reaction Equilibria in Electrolyte Solutions: Application to CO₂ Reactive Absorption. *J. Phys. Chem. A* **2019**, *123*, 4074–4086.
- (20) Noroozi, J.; Smith, W. R. Force-Field-Based Computational Study of the Thermodynamics of a Large Set of Aqueous Alkanolamine Solvents for Post-Combustion CO₂ Capture. *J. Chem. Inf. Model.* **2021**, *61*, 4497–4513.
- (21) Smith, W. R.; Triska, B. The reaction ensemble method for the computer simulation of chemical and phase equilibria. I. Theory and basic examples. *J. Chem. Phys.* **1994**, *100*, 3019.
- (22) Johnson, J. K.; Panagiotopoulos, A. Z.; Gubbins, K. E. Reactive Canonical Monte Carlo. *Mol. Phys.* **1994**, *81*, 717–733.
- (23) Rosch, T. W.; Maginn, E. J. Reaction Ensemble Monte Carlo simulation of complex molecular systems. *J. Chem. Theory Comput.* **2011**, *7*, 269–279.
- (24) Rahbari, A.; Hens, R.; Ramdin, M.; Moulτος, O. A.; Dubbeldam, D.; Vlught, T. J. H. Recent advances in the Continuous Fractional Component Monte Carlo methodology. *Mol. Simul.* **2021**, *47*, 804–823.
- (25) Poursaeidesfahani, A.; Hens, R.; Rahbari, A.; Ramdin, M.; Dubbeldam, D.; Vlught, T. J. H. Efficient Application of Continuous Fractional Component Monte Carlo in the Reaction Ensemble. *J. Chem. Theory Comput.* **2017**, *13*, 4452–4466.
- (26) Frenkel, D.; Smit, B. *Understanding molecular simulation: from algorithms to applications*, 2nd ed.; Academic Press: San Diego, CA, 2002; Vol. 1.
- (27) Roothaan, C. C. J. New Developments in Molecular Orbital Theory. *Rev. Mod. Phys.* **1951**, *23*, 69–89.
- (28) Møller, C.; Plesset, M. S. Note on an approximation treatment for many-electron systems. *Phys. Rev.* **1934**, *46*, 618–622.
- (29) Becke, A. D. Density-functional thermochemistry. III. The role of exact exchange. *J. Chem. Phys.* **1993**, *98*, 5648.
- (30) Lee, C.; Yang, W.; Parr, R. G. Development of the Colle–Salvetti correlation-energy formula into a functional of the electron density. *Phys. Rev. B* **1988**, *37*, 785–789.
- (31) Zhan, J.; Wang, B.; Zhang, L.; Sun, B.-C.; Fu, J.; Chu, G.-W.; Zou, H. Simultaneous Absorption of H₂S and CO₂ into the MDEA + PZ Aqueous Solution in a Rotating Packed Bed. *Ind. Eng. Chem. Res.* **2020**, *59*, 8295–8303.

- (32) Jou, F.-Y.; Carroll, J. J.; Mather, A. E.; Otto, F. D. Solubility of Mixtures of Hydrogen Sulfide and Carbon Dioxide in Aqueous N-Methyldiethanolamine Solutions I. *J. Chem. Eng. Data* **1993**, *38*, 75–77.
- (33) Jou, F. Y.; Otto, F. D.; Mather, A. E. The Solubility of Mixtures of H₂S and CO₂ in an MDEA Solution. *Can. J. Chem. Eng.* **1997**, *75*, 1138–1141.
- (34) Zhang, Y.; Chen, C. C. Modeling gas solubilities in the aqueous solution of methyldiethanolamine. *Ind. Eng. Chem. Res.* **2011**, *50*, 6436–6446.
- (35) Pal, P.; AbuKashabeh, A.; Al-Asheh, S.; Banat, F. Role of aqueous methyldiethanolamine (MDEA) as solvent in natural gas sweetening unit and process contaminants with probable reaction pathway. *Journal of Natural Gas Science and Engineering* **2015**, *24*, 124–131.
- (36) Plakia, A.; Voutsas, E. Modeling of H₂S, CO₂ + H₂S, and CH₄ + CO₂ Solubilities in Aqueous Monoethanolamine and Methyldiethanolamine Solutions. *Ind. Eng. Chem. Res.* **2020**, *59*, 11317–11328.
- (37) Yiannourakou, M.; Rozanska, X.; Minisini, B.; de Meyer, F. Molecular simulations for improved process modeling of an acid gas removal unit. *Fluid Phase Equilib.* **2022**, *560*, 113478.
- (38) Derks, P. W. J. Carbon Dioxide Absorption in Piperazine Activated N-Methyldiethanolamine. Ph.D. thesis, University of Twente, Netherlands, 2006; URL: <http://purl.utwente.nl/publications/57600>.
- (39) Huttenhuis, P. J.; Agrawal, N. J.; Solbraa, E.; Versteeg, G. F. The solubility of carbon dioxide in aqueous N-methyldiethanolamine solutions. *Fluid Phase Equilib.* **2008**, *264*, 99–112.
- (40) Wang, J.; Wolf, R. M.; Caldwell, J. W.; Kollman, P. A.; Case, D. A. Development and testing of a general amber force field. *J. Comput. Chem.* **2004**, *25*, 1157–1174.
- (41) Jorgensen, W. L.; Maxwell, D. S.; Tirado-Rives, J. Development and testing of the OPLS all-atom force field on conformational energetics and properties of organic liquids. *J. Am. Chem. Soc.* **1996**, *118*, 11225–11236.
- (42) Rizzo, R. C.; Jorgensen, W. L. OPLS all-atom model for amines: Resolution of the amine hydration problem. *J. Am. Chem. Soc.* **1999**, *121*, 4827–4836.
- (43) Anoua, M.; Ramirez-Martinez, A.; Cherblanc, F.; Benet, J.-C. The use of chemical potential to describe water transfer in complex media with strong solid-liquid bonding The use of chemical potential to describe water transfer in 1 complex media with strong solid-liquid bonding. *Porous Media* **2014**, *102*, 111–122.
- (44) Sandler, S. I. *Chemical, Biochemical, and Engineering Thermodynamics*, 4th ed.; John Wiley & Sons: Hoboken, NJ, 2006.
- (45) Vegh, A.; Korozs, J.; Kaptay, G. Extension of the Gibbs-Duhem Equation to the Partial Molar Surface Thermodynamic Properties of Solutions. *Langmuir* **2022**, *38*, 4906–4912.
- (46) Virtanen, P.; Gommers, R.; Oliphant, T. E.; Haberland, M.; Reddy, T.; Cournapeau, D.; Burovski, E.; Peterson, P.; Weckesser, W.; Bright, J.; van der Walt, S. J.; Brett, M.; Wilson, J.; Millman, K. J.; Mayorov, N.; Nelson, A. R. J.; Jones, E.; Kern, R.; Larson, E.; Carey, C. J.; Polat, I.; Feng, Y.; Moore, E. W.; VanderPlas, J.; Laxalde, D.; Perktold, J.; Cimrman, R.; Henriksen, I.; Quintero, E. A.; Harris, C. R.; Archibald, A. M.; Ribeiro, A. H.; Pedregosa, F.; van Mulbregt, P. SciPy 1.0 Contributors, SciPy 1.0: Fundamental Algorithms for Scientific Computing in Python. *Nat. Methods* **2020**, *17*, 261–272.
- (47) Huttenhuis, P. J. G.; Agrawal, N. J.; Versteeg, G. F. Solubility of Carbon Dioxide and Hydrogen Sulfide in Aqueous N-Methyldiethanolamine Solutions. *Ind. Eng. Chem. Res.* **2009**, *48*, 4051–4059.
- (48) Bolh ar-Nordenkamp, M.; Friedl, A.; Koss, U.; Tork, T. Modelling selective H₂S absorption and desorption in an aqueous MDEA-solution using a rate-based non-equilibrium approach. *Chemical Engineering and Processing: Process Intensification* **2004**, *43*, 701–715.
- (49) Higham, N. J. *Accuracy and Stability of Numerical Algorithms*, 2nd ed.; Society for Industrial and Applied Mathematics: USA, 2002.
- (50) Shi, W.; Maginn, E. J. Continuous Fractional Component Monte Carlo: An adaptive biasing method for open system atomistic simulations. *J. Chem. Theory Comput.* **2007**, *3*, 1451–1463.
- (51) Shi, W.; Maginn, E. J. Improvement in molecule exchange efficiency in Gibbs Ensemble Monte Carlo: Development and implementation of the Continuous Fractional Component move. *J. Comput. Chem.* **2008**, *29*, 2520–2530.
- (52) Kirkwood, J. G. Statistical Mechanics of Fluid Mixtures. *J. Chem. Phys.* **1935**, *3*, 300.
- (53) Jorgensen, W. L.; Chandrasekhar, J.; Madura, J. D.; Impey, R. W.; Klein, M. L. Comparison of simple potential functions for simulating liquid water. *J. Chem. Phys.* **1983**, *79*, 926.
- (54) Rahbari, A.; Poursaiedesfahani, A.; Torres-Knoop, A.; Dubbeldam, D.; Vlugt, T. J. H. Chemical potentials of water, methanol, carbon dioxide and hydrogen sulphide at low temperatures using Continuous Fractional Component Gibbs Ensemble Monte Carlo. *Mol. Simul.* **2018**, *44*, 405–414.
- (55) Dodda, L. S.; Vilseck, J. Z.; Tirado-Rives, J.; Jorgensen, W. L. 1.14*CM1A-LBCC: Localized Bond-Charge Corrected CM1A Charges for Condensed-Phase Simulations. *J. Phys. Chem. B* **2017**, *121*, 3864–3870.
- (56) Frisch, M. J.; Trucks, G. W.; Schlegel, H. B.; Scuseria, G. E.; Robb, M. A.; Cheeseman, J. R.; Scalmani, G.; Barone, V.; Mennucci, B.; Petersson, G. A.; Nakatsuji, H.; Caricato, M.; Li, X.; Hratchian, H. P.; Izmaylov, A. F.; Bloino, J.; Zheng, G.; Sonnenberg, J. L.; Hada, M.; Ehara, M.; Toyota, K.; Fukuda, R.; Hasegawa, J.; Ishida, M.; Nakajima, T.; Honda, Y.; Kitao, O.; Nakai, H.; Vreven, T.; Montgomery, J. A., Jr.; Peralta, J. E.; Ogliaro, F.; Bearpark, M.; Heyd, J. J.; Brothers, E.; Kudin, K. N.; Staroverov, V. N.; Kobayashi, R.; Normand, J.; Raghavachari, K.; Rendell, A.; Burant, J. C.; Iyengar, S. S.; Tomasi, J.; Cossi, M.; Rega, N.; Millam, J. M.; Klene, M.; Knox, J. E.; Cross, J. B.; Bakken, V.; Adamo, C.; Jaramillo, J.; Gomperts, R.; Stratmann, R. E.; Yazyev, O.; Austin, A. J.; Cammi, R.; Pomelli, C.; Ochterski, J. W.; Martin, R. L.; Morokuma, K.; Zakrzewski, V. G.; Voth, G. A.; Salvador, P.; Dannenberg, J. J.; Dapprich, S.; Daniels, A. D.; Farkas,  .; Foresman, J. B.; Ortiz, J. V.; Cioslowski, J.; Fox, D. J. *Gaussian 09*, Revision E.01; Gaussian Inc.: Wallingford, CT, 2009.
- (57) Fang, L.; Makkonen, E.; Todorovic, M.; Rinke, P.; Chen, X. Efficient Amino Acid Conformer Search with Bayesian Optimization. *J. Chem. Theory Comput.* **2021**, *17* (3), 1955–1966.
- (58) Curtiss, L. A.; Redfern, P. C.; Raghavachari, K. Gaussian-4 theory. *J. Chem. Phys.* **2007**, *126*, 084108.
- (59) Besler, B. H.; Merz, K. M.; Kollman, P. A. Atomic charges derived from semiempirical methods. *J. Comput. Chem.* **1990**, *11*, 431–439.
- (60) Wang, J.; Wang, W.; Kollman, P. A.; Case, D. A. Automatic atom type and bond type perception in molecular mechanical calculations. *Journal of Molecular Graphics and Modelling* **2006**, *25*, 247–260.
- (61) Matos, G. D. R.; Calabr o, G.; Mobley, D. L. Infinite Dilution Activity Coefficients as Constraints for Force Field Parametrization and Method Development. *J. Chem. Theory Comput.* **2019**, *15*, 3066–3074.
- (62) Damay, J.; Jirasek, F.; Kloft, M.; Bortz, M.; Hasse, H. Predicting Activity Coefficients at Infinite Dilution for Varying Temperatures by Matrix Completion. *Ind. Eng. Chem. Res.* **2021**, *60*, 14564–14578.
- (63) Guggenheim, E. A.; Turgeon, J. C. Specific Interaction of Ions. *Trans. Faraday Soc.* **1955**, *51*, 747–761.
- (64) Puxty, G.; Maeder, M. A simple chemical model to represent CO₂-amine-H₂O vapour-liquid-equilibria. *International Journal of Greenhouse Gas Control* **2013**, *17*, 215–224.
- (65) Jou, F. Y.; Mather, A. E.; Otto, F. D. Solubility of H₂S and CO₂ in Aqueous Methyldiethanolamine Solutions. *Industrial and Engineering Chemistry Process Design and Development* **1982**, *21*, 539–544.
- (66) Rogers, W. J.; Bullin, J. A.; Davison, R. R. FTIR measurements of acid-gas-methyldiethanolamine systems. *AIChE J.* **1998**, *44*, 2423–2430.
- (67) Austgen, D. M.; Rochelle, G. T.; Chen, C. C. Model of Vapor-Liquid Equilibria for Aqueous Acid Gas-Alkanolamine Systems. 2. Representation of H₂S and CO₂ Solubility in Aqueous MDEA and CO₂ Solubility in Aqueous Mixtures of MDEA with MEA or DEA. *Ind. Eng. Chem. Res.* **1991**, *30*, 543–555.
- (68) Benamor, A.; Aroua, M. K. Modeling of CO₂ solubility and carbamate concentration in DEA, MDEA and their mixtures using the Deshmukh-Mather model. *Fluid Phase Equilib.* **2005**, *231*, 150–162.

(69) Dicko, M.; Coquelet, C.; Jarne, C.; Northrop, S.; Richon, D. Acid gases partial pressures above a 50wt% aqueous methyldiethanolamine solution: Experimental work and modeling. *Fluid Phase Equilib.* **2010**, *289*, 99–109.

(70) Kroes, G.-J. Towards chemically accurate simulation of molecule–surface reactions. *Phys. Chem. Chem. Phys.* **2012**, *14*, 14966.

(71) Chase, M. W.; Curnutt, J. L.; Prophet, H.; Mcdonald, R. A.; Syverud, A. N. JANAF thermochemical tables, 1975 supplement. *J. Phys. Chem. Ref. Data* **1975**, *4*, 1–176.

(72) Chase, M. *NIST-JANAF Thermochemical Tables*, 4th ed.; American Institute of Physics: New York, 1998.

(73) Rayer, A. V.; Sumon, K. Z.; Jaffari, L.; Henni, A. Dissociation Constants (pKa) of Tertiary and Cyclic Amines: Structural and Temperature Dependences. *J. Chem. Eng. Data* **2014**, *59*, 3805–3813.

(74) Halgren, T. A.; Damm, W. Polarizable force fields. *Curr. Opin. Struct. Biol.* **2001**, *11*, 236–242.

(75) Warshel, A.; Kato, M.; Pisiakov, A. V. Polarizable force fields: History, test cases, and prospects. *J. Chem. Theory Comput.* **2007**, *3*, 2034–2045.

(76) Wang, L. P.; Chen, J.; Van Voorhis, T. Systematic parametrization of polarizable force fields from quantum chemistry data. *J. Chem. Theory Comput.* **2013**, *9*, 452–460.

(77) Jiang, H.; Mester, Z.; Moulto, O. A.; Economou, I. G.; Panagiotopoulos, A. Z. Thermodynamic and Transport Properties of H₂O + NaCl from Polarizable Force Fields. *J. Chem. Theory Comput.* **2015**, *11*, 3802–3810.

(78) Jiang, H.; Moulto, O. A.; Economou, I. G.; Panagiotopoulos, A. Z. Gaussian-Charge Polarizable and Nonpolarizable Models for CO₂. *J. Phys. Chem. B* **2016**, *120*, 984–994.

(79) Jiang, H.; Moulto, O. A.; Economou, I. G.; Panagiotopoulos, A. Z. Hydrogen-Bonding Polarizable Intermolecular Potential Model for Water. *J. Phys. Chem. B* **2016**, *120*, 12358–12370.

(80) Goloviznina, K.; Canongia Lopes, J. N.; Costa Gomes, M.; Padua, A. A. H. Transferable, Polarizable Force Field for Ionic Liquids. *J. Chem. Theory Comput.* **2019**, *15*, 5858–5871.

(81) Jing, Z.; Liu, C.; Cheng, S. Y.; Qi, R.; Walker, B. D.; Piquemal, J. P.; Ren, P. Polarizable force fields for biomolecular simulations: Recent advances and applications. *Annual Review of Biophysics* **2019**, *48*, 371.

(82) Baker, C. M. Polarizable force fields for molecular dynamics simulations of biomolecules. *Wiley Interdisciplinary Reviews: Computational Molecular Science* **2015**, *5*, 241–254.

(83) Pandey, P.; Aytenfisu, A. H.; Mackerell, A. D.; Mallajosyula, S. S. Drude Polarizable Force Field Parametrization of Carboxylate and N-Acetyl Amine Carbohydrate Derivatives. *J. Chem. Theory Comput.* **2019**, *15*, 4982–5000.

Recommended by ACS

A General Path–Integral Monte Carlo Method for Exact Simulations of Chemical Reaction Networks

Abraham Reyes-Velázquez, Jose A. Martinez-Gonzalez, *et al.*

MAY 03, 2023
THE JOURNAL OF PHYSICAL CHEMISTRY A

READ 

RMechDB: A Public Database of Elementary Radical Reaction Steps

Mohammadamin Tavakoli, David Van Vranken, *et al.*

FEBRUARY 17, 2023
JOURNAL OF CHEMICAL INFORMATION AND MODELING

READ 

Automated Reaction Kinetics of Gas-Phase Organic Species over Multiwell Potential Energy Surfaces

Judit Zádor, Habib N. Najm, *et al.*

JANUARY 06, 2023
THE JOURNAL OF PHYSICAL CHEMISTRY A

READ 

Postplasma Catalytic Model for NO Production: Revealing the Underlying Mechanisms to Improve the Process Efficiency

Hamid Ahmadi Eshtehardi, Annemie Bogaerts, *et al.*

JANUARY 26, 2023
ACS SUSTAINABLE CHEMISTRY & ENGINEERING

READ 

Get More Suggestions >