

Correction: Balsamo, G., et al. Satellite and In Situ Observations for Advancing Global Earth Surface Modelling: A Review. Remote Sensing 2018, 10, 2038

Balsamo, Gianpaolo; Agusti-Panareda, Anna; Albergel, Clement; Arduini, Gabriele; Beljaars, Anton; Bidlot, Jean; Blyth, Eleanor; Bousserez, Nicolas; Uijlenhoet, Remko; More Authors

DOI

[10.3390/rs11080941](https://doi.org/10.3390/rs11080941)

Publication date

2019

Document Version

Final published version

Published in

Remote Sensing

Citation (APA)

Balsamo, G., Agusti-Panareda, A., Albergel, C., Arduini, G., Beljaars, A., Bidlot, J., Blyth, E., Bousserez, N., Uijlenhoet, R., & More Authors (2019). Correction: Balsamo, G., et al. Satellite and In Situ Observations for Advancing Global Earth Surface Modelling: A Review. *Remote Sensing* 2018, 10, 2038. *Remote Sensing*, 11(8). <https://doi.org/10.3390/rs11080941>

Important note

To cite this publication, please use the final published version (if applicable).
Please check the document version above.

Copyright







Other than for strictly personal use, it is not permitted to download, forward or distribute the text or part of it, without the consent of the author(s) and/or copyright holder(s), unless the work is under an open content license such as Creative Commons.

Takedown policy

Please contact us and provide details if you believe this document breaches copyrights.
We will remove access to the work immediately and investigate your claim.

Correction

Correction: Balsamo, G., et al. Satellite and In Situ Observations for Advancing Global Earth Surface Modelling: A Review. *Remote Sensing* 2018, 10, 2038

Gianpaolo Balsamo ^{1,*}, Anna Agusti-Panareda ¹, Clement Albergel ², Gabriele Arduini ¹, Anton Beljaars ¹, Jean Bidlot ¹, Eleanor Blyth ³, Nicolas Bousseres ¹, Souhail Boussetta ¹, Andy Brown ¹, Roberto Buizza ^{1,4}, Carlo Buontempo ¹, Frédéric Chevallier ⁵, Margarita Choulga ¹, Hannah Cloke ⁶, Meghan F. Cronin ⁷, Mohamed Dahoui ¹, Patricia De Rosnay ¹, Paul A. Dirmeyer ⁸, Matthias Drusch ⁹, Emanuel Dutra ¹⁰, Michael B. Ek ¹¹, Pierre Gentine ¹², Helene Hewitt ¹³, Sarah P.E. Keeley ¹, Yann Kerr ¹⁴, Sujay Kumar ¹⁵, Cristina Lupu ¹, Jean-François Mahfouf ², Joe McNorton ¹, Susanne Mecklenburg ⁹, Kristian Mogensen ¹, Joaquín Muñoz-Sabater ¹, Rene Orth ¹⁶, Florence Rabier ¹, Rolf Reichle ¹⁵, Ben Ruston ¹⁷, Florian Pappenberger ¹, Irina Sandu ¹, Sonia I. Seneviratne ¹⁸, Steffen Tietsche ¹, Isabel F. Trigo ¹⁹, Remko Uijlenhoet ²⁰, Nils Wedi ¹, R. Iestyn Woolway ⁶ and Xubin Zeng ²¹

- ¹ European Centre for Medium-range Weather Forecasts (ECMWF), Reading RG2 9AX, UK; Anna.Agusti-Panareda@ecmwf.int (A.A.-P.); Gabriele.Arduini@ecmwf.int (G.A.); Anton.Beljaars@ecmwf.int (A.B.); Jean.Bidlot@ecmwf.int (J.B.); Nicolas.Bousseres@ecmwf.int (N.B.); Souhail.Boussetta@ecmwf.int (S.B.); Andy.Brown@ecmwf.int (A.B.); Carlo.Buontempo@ecmwf.int (C.B.); Margarita.Choulga@ecmwf.int (M.C.); Mohamed.Dahoui@ecmwf.int (M.D.); Patricia.Rosnay@ecmwf.int (P.D.R.); Sarah.Keeley@ecmwf.int (S.P.E.K.); Cristina.Lupu@ecmwf.int (C.L.); Joe.McNorton@ecmwf.int (J.M.); Kristian.Mogensen@ecmwf.int (K.M.); Joaquin.Munoz@ecmwf.int (J.M.-S.); Florence.Rabier@ecmwf.int (F.R.); Florian.Pappenberger@ecmwf.int (F.P.); Irina.Sandu@ecmwf.int (I.S.); Steffen.Tietsche@ecmwf.int (S.T.); Nils.Wedi@ecmwf.int (N.W.)
- ² Météo-France, Centre National de Recherches Météorologique, 31000 Toulouse, France; clement.albergel@meteo.fr (C.A.); jean-francois.mahfouf@meteo.fr (J.F.M.)
- ³ Centre for Ecology & Hydrology, Wallingford OX10 8BB, UK; emb@ceh.ac.uk
- ⁴ Scuola Superiore Sant'Anna, 56127 Pisa, Italy; roberto.buizza@santannapisa.it
- ⁵ Laboratoire des Sciences du Climat et de l'Environnement, Institut Pierre-Simon-Laplace, Commissariat à l'énergie atomique et aux énergies alternatives, LSCE/IPSL/CEA, 91190 Gif sur Yvette, France; frederic.chevallier@lsce.ipsl.fr
- ⁶ Meteorology Depart., University of Reading, Reading RG6 7BE, UK; h.i.cloke@reading.ac.uk (H.C.); r.i.woolway@reading.ac.uk (R.I.W.)
- ⁷ National Oceanic and Atmospheric Administration, Pacific Marine Environmental Laboratory, Seattle, WA 98115, USA; meghan.f.cronin@noaa.gov
- ⁸ Center for Ocean-Land-Atmosphere Studies, George Mason University, Fairfax, VA 22030, USA; pdirmeyer@gmu.edu
- ⁹ European Space Agency (ESA), European Space Research and Technology Centre (ESTEC), 2201AZ Noordwijk, The Netherlands; matthias.drusch@esa.int (M.D.); Susanne.Mecklenburg@esa.int (S.M.)
- ¹⁰ Instituto Dom Luiz, University of Lisbon, 1749-016 Lisbon, Portugal; endutra@fc.ul.pt
- ¹¹ National Center for Atmospheric Research, Boulder, CO 80305, USA; ek@ucar.edu
- ¹² Department of Earth and Environmental Engineering, Columbia University, New York, NY 10027, USA; pg2328@columbia.edu
- ¹³ UK MetOffice, Exeter EX1 3PB, UK; helene.hewitt@metoffice.gov.uk
- ¹⁴ Centre National d'Etudes Spatiales, CESBIO, 31401 Toulouse, France; yann.kerr@cesbio.cnes.fr
- ¹⁵ National Aeronautics and Space Administration (NASA), Goddard Space Flight Center (GSFC), Greenbelt, MD 20771, USA; sujay.v.kumar@nasa.gov (S.K.); rolf.reichle@nasa.gov (R.R.)
- ¹⁶ Max Planck Institute for Biogeochemistry, 07745 Jena, Germany; rene.orth@bgc-jena.mpg.de
- ¹⁷ Naval Research Laboratory (NRL), Monterey, CA 93943, USA; Ben.Ruston@nrlmry.navy.mil
- ¹⁸ Eidgenössische Technische Hochschule (ETH), 8092 Zürich, Switzerland; sonia.seneviratne@ethz.ch

- ¹⁹ Instituto Português do Mar e da Atmosfera (IPMA), 1749-077 Lisbon, Portugal; isabel.trigo@ipma.pt
²⁰ Department of Environmental Sciences, Wageningen University and Research, 6708 PB Wageningen, The Netherlands; remko.uijlenhoet@wur.nl
²¹ Department of Hydrology and Atmospheric Sciences, University of Arizona, Tucson, AZ 85721, USA; xubin@atmo.arizona.edu
* Correspondence: gianpaolo.balsamo@ecmwf.int; Tel.: +44-759-5331517
† Current address: European Centre for Medium-Range Weather Forecasts (ECMWF), Shinfield Park, Reading RG2 9AX, UK.

Received: 4 April 2019; Accepted: 7 April 2019; Published: 18 April 2019



The authors wish to make the following corrections to this paper [1]:
Update of Figure 1 and correct authorship to include Dr. Eleanor Blyth (CEH).

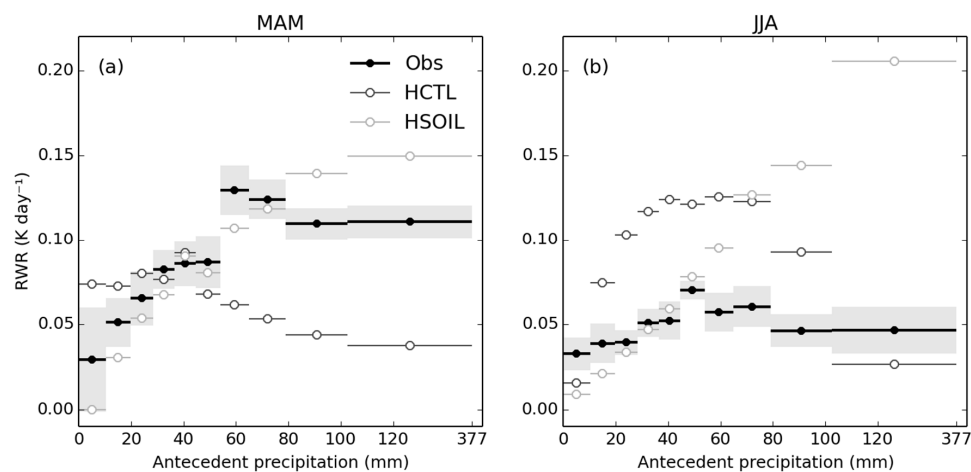


Figure 1. Example of usage of land surface temperature during dry episodes after a precipitation event. The plot shows a composite of the so-called Relative Warming Rate (RWR) as a function of the amount of precipitation during the preceding event for March–April–May (MAM, **left**) and June–July–August (JJA, **right**). RWR quantifies the increase in dry spell land surface temperature relative to air temperature, and is a measure for the evaporation regime of the land surface.

The authors wish to make the following corrections to this paper [2]:

Correction to the legend of Figure 15 to mention this is adapted from Rodriguez-Fernandez et al., 2018 ([2] and referenced as [182] in [1]).

The authors would like to apologize for any inconvenience caused to the readers by these changes.

References

- Balsamo, G.; Agustí-Parareda, A.; Albergel, C.; Arduini, G.; Beljaars, A.; Bidlot, J.; Bousserez, N.; Boussetta, S.; Brown, A.; Buizza, R.; et al. Satellite and In Situ Observations for Advancing Global Earth Surface Modelling: A Review. *Remote Sens.* **2018**, *10*, 2038. [CrossRef]
- Rodríguez-Fernández, N.J.; Mialon, A.; Mermoz, S.; Bouvet, A.; Richaume, P.; Al Bitar, A.; Al-Yaari, A.; Brandt, M.; Kaminski, T.; Le Toan, T.; et al. An evaluation of SMOS L-band vegetation optical depth (L-VOD) data sets: high sensitivity of L-VOD to above-ground biomass in Africa. *Biogeosciences* **2018**, *15*, 4627–4645. [CrossRef]



© 2019 by the authors. Licensee MDPI, Basel, Switzerland. This article is an open access article distributed under the terms and conditions of the Creative Commons Attribution (CC BY) license (<http://creativecommons.org/licenses/by/4.0/>).