



*1. foundation + seismic base isolators + water bassin*




*2. portals with temporary support*




*3. floors between two portals*




4. walls between two portals (against torsion)



5. linear assembly until full circle is done




6. meanwhile: start assembling polycarbonate volumes



8. circular beams on top of portals, radial beams hung
9. load bearing structure of polycarbonate volumes (floors & columns)
10. finishing (top floor)





11. finishing (polycarbonate facades)