

Environmental impact of constructions made of acetylated wood

van der Lugt, Pablo; Bongers, F; Vogtländer, Joost

Publication date

2016

Document Version

Final published version

Published in

Proceedings of the World Conference on Timber Engineering (WCTE 2016)

Citation (APA)

van der Lugt, P., Bongers, F., & Vogtländer, J. (2016). Environmental impact of constructions made of acetylated wood. In J. Eberhardsteiner, W. Winter, A. Fadai, & M. Poll (Eds.), *Proceedings of the World Conference on Timber Engineering (WCTE 2016)* (pp. 404-409). Technische universität Wien.

Important note

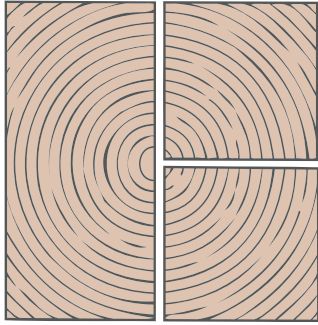
To cite this publication, please use the final published version (if applicable). Please check the document version above.

Copyright

Other than for strictly personal use, it is not permitted to download, forward or distribute the text or part of it, without the consent of the author(s) and/or copyright holder(s), unless the work is under an open content license such as Creative Commons.

Takedown policy

Please contact us and provide details if you believe this document breaches copyrights. We will remove access to the work immediately and investigate your claim.



WCTE 2016

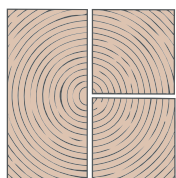
World Conference on
Timber Engineering

August 22-25, 2016 | Vienna, Austria



e-book
Full Papers





WCTE 2016

World Conference on
Timber Engineering

August 22-25, 2016 | Vienna, Austria

WCTE 2016 e-book

containing all full papers submitted to the World Conference on Timber Engineering (WCTE 2016),
August 22-25, 2016, Vienna, Austria

Editors:

Josef Eberhardsteiner, Wolfgang Winter, Alireza Fadai, Martina Pöll



Editor:

TU-MV Media Verlag GmbH

Wiedner Hauptstraße 8-10

A-1040 Wien

www.tuverlag.at

office@tuverlag.at

Bibliografische Information der Deutschen Bibliothek:

Die Deutsche Bibliothek verzeichnet diese Publikation in
der Deutschen Nationalbibliografie; detaillierte bibliografische Daten sind im Internet
über

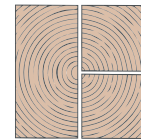
<http://dnb.d-nb.de> abrufbar

www.tuverlag.at

ISBN 978-3-903024-35-9



ISBN 978-3-903024-35-9



ENVIRONMENTAL IMPACT OF CONSTRUCTIONS MADE OF ACETYLATED WOOD

Pablo van der Lugt¹, Ferry Bongers², Joost Vogtländer³

ABSTRACT: In the global climate agreements made during COP 21 in Paris, the role of forests and wood products have gained more attention considering their important impact – both negative and positive – through deforestation, forest conservation, afforestation and increasing application of wood in durable (construction) products acting as carbon sink. A promising route enabling legally and sustainably sourced non-durable temperate wood species to be used in high performance applications is through large scale non-toxic wood modification, of which acetylation is one of the leading methods. Acetylation has proven to enhance the resistance against fungal decay and dimensional stability of wood such that on commercially base two heavy load-bearing traffic bridges have been constructed.

In this paper a cradle-to-grave assessment is executed to compare the environmental impact of acetylated Scots pine, tropical hardwood (Azobe) and non-renewable materials (steel, concrete) with the bearing structure of a typical pedestrian bridge as unit of comparison ('functional unit') The results show that acetylated wood has a considerably lower carbon footprint than steel, concrete and unsustainably sourced Azobe, and like sustainably sourced Azobe can have CO2 negative LCA results over the full life cycle.

KEYWORDS: acetylated wood, greenhouse gas emissions, climate change mitigation, carbon footprint, sustainability, bridge

1 INTRODUCTION

Climate change is increasingly being acknowledged as a threat to our environment and human society, and binding agreements have been made during COP 21 at Paris to prevent a temperature rise of 1.5 degrees Celsius as a result of global warming. There are various strategies for climate change mitigation either by reducing the causes of CO₂ emissions (e.g. higher energy efficiency, better insulation of buildings, increasing the use of renewable energy, etc) or by increasing the sinks (carbon sequestration), in which forests and wood products can play a major role. Through the photosynthesis process, trees absorb CO₂ from the atmosphere, while producing oxygen in return, and store carbon in their tissue and soil. After harvest this carbon remains stored in wood products until they are discarded or burnt. As a result, forests and wood products play an important role (both negative as positive) in the global carbon cycle through deforestation, forest conservation, afforestation and increasing application of wood in durable (construction) products. On a global level carbon stocks in forest biomass decreased by an estimated 17.4 Gigatons due to

deforestation in (sub)tropical regions between 1990 and 2015, although the net rate of carbon losses is decreasing significantly from 1.2 Gt per year (1990s) to 0.2 Gt per year (2010 – 2015) [1]. This is caused by afforestation in particular in East Asia, Europe, North America, and Western and Central Asia, but also due to lower losses in particular in South America and Africa (Figure 1).

Besides the conversion of forests to agricultural land or for development of infrastructure, one of the main causes of deforestation in tropical regions is (illegal) logging of tropical hardwood, which is high in demand worldwide because of its superior performance over softwood in terms of durability, hardness and often also dimensional stability. Although the amount of certified sustainable sourced tropical hardwood on the market is increasing, also as a result of new legal requirements like the European Timber Regulation (EUTR) and the expanded Lacey Act in the USA, demand is still considerably higher than supply and this trend is expected to continue with improving incomes in emerging economies.

Therefore, other renewable solutions are required to reduce pressure on tropical rainforests. Plantation grown hardwoods, while providing an important resource, do not have the durability nor have the stability of increasingly scarce old growth forest harvests. Modified wood could play an important role in bridging this supply gap.

¹ Pablo van der Lugt, Delft University of Technology, p.vanderlugt@tudelft.nl

² Ferry Bongers, Accsys Technologies, ferry.bongers@accsysplc.com

³ Joost Vogtländer, Delft University of Technology, j.g.vogtlander@tudelft.nl

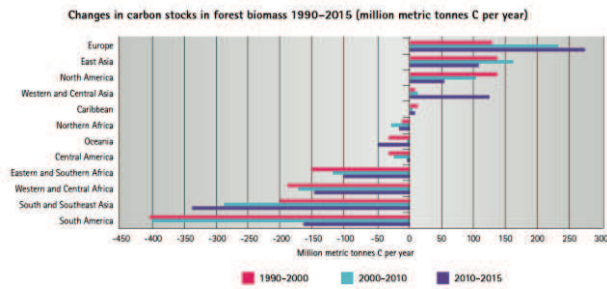


Figure 1: Changes in carbon stocks in forest biomass 1990-2015 [1]

Wood modification is a means of improving the performance of abundantly available, but poor performance wood e.g. from boreal regions, without the typical negative impacts of traditional preservation techniques based on impregnation with toxic preservatives such as CCA or ACQ.

There are a variety of wood modification techniques available, which can be divided into thermal modification (treatment under high temperature at low oxygen levels) and chemical modification (reacting the wood molecules with a chemical to permanently change the composition) of which acetylation is most likely the best known method. The benefits from acetylation of wood to enhance resistance against fungal decay and dimensional stability have been known for many years [2]. Since 2007 Accsys Technologies has been commercial producing Accoya® wood that is based on acetylation of Radiata pine (*Pinus radiata*), but also other wood species such as Scots pine (*Pinus sylvestris*), Red Alder (*Alnus rubra*) and Beech (*Fagus sylvatica*). Accoya® has shown its potential for many applications, including structural uses. Encouraged by the success of the two heavy load-bearing traffic bridges constructed using Accoya® wood in Sneek the Netherlands [3-4], several pedestrian bridges and various other column type structures situated in wet (Service Class 3) conditions have been completed (Figure 2, 3). A design guide for Accoya® structural wood was made on basis of a series of investigations [5-6].



Figure 2: A bridge built at the World Wide Fund for Nature (WWF) headquarters in Woking, Surrey, UK involved 21m³ of Accoya wood.



Figure 3: Structural Accoya® (columns, decking and window frames) at FagelCats building, Amsterdam, the Netherlands.

2 METHODOLOGY

2.1 CARBON FOOTPRINT

In a carbon footprint assessment, the greenhouse gas emissions (GHG) during the life cycle of a material are measured, and compared to alternative materials in terms of kg CO₂ equivalent (CO₂e). Although not as comprehensive as the Life Cycle Assessment (LCA) methodology as defined in the ISO 14040/44 series [7], which besides the carbon footprint (Global Warming Potential) also includes environmental indicators such as acidification, eutrophication, smog, dust, toxicity, depletion, land-use and waste, a carbon footprint assessment is an excellent and commonly used tool to assess a material's environmental impact.

2.2 CRADLE-TO-GATE DATA (PRODUCTION PHASE)

In 2013, a carbon footprint assessment was executed for Accoya® wood following the Greenhouse Gas Reporting Protocol guidelines WBCSD [8], based on a cradle-to-gate scenario, thus until the factory gate of the acetylation plant of Accsys Technologies in Arnhem, the Netherlands. This encompasses the exact amount of raw materials, including their transport distance and production details (embodied energy), as well as the utilities consumed during the acetylation process (see Figure 3).

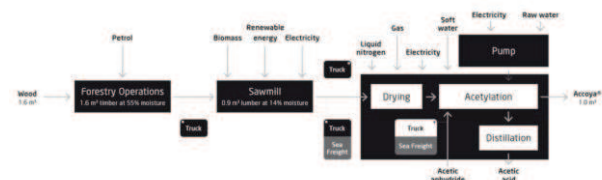


Figure 4: Diagram of inputs and outputs throughout the acetylation process based on a cradle-to-gate scenario

The main input resources to produce acetylated wood are timber and acetic anhydride, with acetic acid as main co-product. This acetic acid is sold into a wide range of industries and therefore replaces merchant acetic acid on the market. As such the allocated GHG emissions of

acetic acid are deducted from the emissions relating to the acetylation process, which is in line with PAS 2050 requirements (BSI [9]) as well as ISO 14044 [7], section 4.3.4.2 (“system expansion”). Figure 4 presents the cradle-to-gate carbon footprint results per cubic meter building material, which compares Accoya® made from scots pine to several commonly used material alternatives, based on the “market mix” figures, i.e. the mix of recycled and virgin materials on the market. Note that “sustainably sourced wood” in this paper relates to a relatively consistent biomass at the forestry level, in which the carbon stored in the standing volume remains stable, as a result of a sustainable management of the forest. In this paper “unsustainably sourced wood” relates to harvest based on Reduced Impact Logging (RIL) without replanting, with (significant) additional GHG emissions as a consequence.

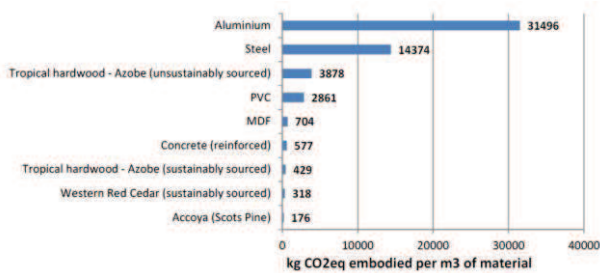


Figure 5: The GHG emissions of several building materials per cubic meter based on a cradle-to-gate scenario [10,11]

2.3 CRADLE-TO-GRAVE DATA (INCLUDING USE PHASE)

It is important to understand that the cradle-to-gate assessment, although providing an interesting insight in GHG emissions during production, does not provide a complete overview for a realistic comparison with other materials since additional use-phase and end-of-life related aspects of the various material alternatives are not yet included. These in-use emissions are likely to be centred around i) material properties such as density or strength, which dictate the volume of material required, ii) maintenance requirements including additional material use and frequency, iii) carbon sequestration in forests and end-products and iv) reuse, disposal and recycling routes available. Therefore, for a complete “cradle-to-grave” assessment the carbon footprint results per cubic meter need to be “translated” to an application in which these in-use and end-of-life phase related aspects are included.

2.3.1 Functional unit – material usage

The functional unit chosen for the cradle-to-grave comparison is the bearing structure of a pedestrian bridge, with a size of 16x3 meters. The principal structural engineer of the Sneek bridge (see Figure 2), Mr. Emil Lüning, designed the bearing structure of a reference pedestrian bridge, which, based on the constructional plan, for a fair comparison could be either executed in timber (acetylated scots pine and Azobe - *Lophira alata*), steel or concrete. The pedestrian bridge was assumed to be located in a non-marine situation in

the centre of the Netherlands (province of Utrecht), and had to comply with all relevant Dutch building legislation for a pedestrian bridge. Additionally, the pedestrian bridge had to meet the same functional requirements (e.g. load bearing requirements) for all material alternatives. Figure 5 shows the schematic plan of the load bearing structure.

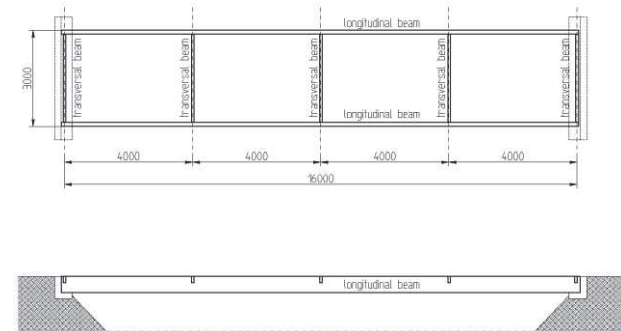


Figure 6: Constructional plan of the reference pedestrian bridge, above-view (top) and the side-view (bottom) [12]

In order to make a carbon footprint comparison for bridges designed with different materials, the net dimensions of the transversal and longitudinal beam in equal loading situations are provided in the Table 1 below. For details about the structural calculations, is referred to [12]. For the carbon footprint calculations was calculated with 10% planing losses. Besides the main bearing structure, also the additional materials required for lengthening, laminating and initial coating (no maintenance coating assumed) are provided in the table.

For transport from the materials provider factory gate to building site 150 km was assumed, with for the wood alternatives an additional 50 km to a joinery factory for planing. For transport during the end-of-life phase 200 km was assumed in total (building site to sorting site to incineration plant). The Life Cycle Inventory (LCI) data, required for the calculations are from the commonly referenced Ecoinvent v3 database [11] of the Swiss Centre for Life Cycle Inventories, and the Idemat 2014 database [10] of the Delft University of Technology. The Idemat LCIs are partly based on Ecoinvent LCIs.

Table 1: Material usage assumptions made for the carbon footprint assessment of a pedestrian bridge.

Material	Specification	Amount of material used (net figures)
Accoya® wood (scots pine)	Accoya® scots pine (564 kg/m ³)	3615 kg
	2 longitudinal beams 16000x160x1134mm	
	5 transversal beams 3000x100x405mm	
	Polyurethane resin	101 kg
	Alkyd paint transparent, liquid, solvent based	12.9 kg
Azobe	Azobe (1000 kg/m ³) 2 longitudinal beams 16000x160x1080mm	5940 kg

	5 transversal beams 3000x100x270mm Steel (market mix, for lengthening)	297 kg
Concrete	Concrete (reinforced, 40 kg steel per 1000 kg)	28575 kg
	2 longitudinal beams 16000x300x1100mm 5 transversal beams 3000x200x290mm	
Steel	2 IPE 600 beams 5 HEA 160 beams hot dip galvanized (zinc layer of 50.7 μm)	4437 kg

2.3.2 End-of-life credit

In the Netherlands and other West European Countries, wood is separated from other waste and ends up in an electrical power plant. Although the efficiency of a modern coal fired electrical power plant is highest, i.e. 45% IEA [13], current practice in Western Europe is that biomass is bought by energy providers and combusted in smaller electrical power plants specialized in biomass with an approx. 30% lower efficiency than the large coal plants. This energy output from biomass substitutes heat from fossil fuels, leading to a “carbon credit” for the avoided use of fossil fuels. Based on the Idemat 2014 database [10] the end-of-life credit for electricity production from wood waste is then 0.819 kg CO₂eq for softwood (Accoya[®]) and 0.784 kg CO₂eq for hardwood (Azobe). The above procedure is according to ISO 14040 and 14044 [3], and according to the European LCA manual EC-JRC [14]. For the wood alternatives the effects of the carbon sequestration on a global level can be taken into account as “optional” before the final result can be calculated. Note that for the steel alternatives the recycling credits during end-of-life are already included in the embodied emissions of the material, based on the European market mix figures (i.e. 44% recycled for steel).

2.3.3 Carbon sequestration credit

Through the photosynthesis process biogenic CO₂ is first taken out of the air at the forest, the carbon is then stored in forest and wood products, after which it is released back to the atmosphere at the end-of-life. So biogenic CO₂ is recycled, and its net effect on global warming is zero, unless it is burnt for energy during end-of-life, substituting fossil fuels, as explained above. Thus the positive effect of carbon storage cannot be analysed on the level of one single product, although two important LCA systems, the ILCD Handbook [14] and the PAS 2050:2011 Specification [9], do provide an optional credit for temporary carbon storage based on discounting of the delayed CO₂ emissions. However, this “optional” method leads to an overestimation of the benefits of temporary fixation of biogenic CO₂. The effects of carbon sequestration can be better understood when we look at a global system level. On a global scale, CO₂ is stored in forests (and other vegetation), in the ocean, and in products (buildings, furniture, etc). One should realise that, when there is no change in the

standing volume of forests and no change in the total volume of wood in building and products (furniture, etc.), there is no change in sequestered carbon and therefore no effect on carbon emissions. A better approach to incorporate carbon sequestration in LCA is proposed by Vogtländer *et al.* [15]. This paper gives a scientific analysis of the issue, bringing the calculations in LCA in line with the Tier-2 calculations of the IPPC. In the following text of this section, this new approach is summarised, and is applied to the case of the pedestrian bridge for the wood scenarios. Figure 6 is a simplified schematic overview of the highest aggregation level of the global carbon cycle, and shows that the anthropogenic CO₂ emissions on a global scale can be characterised by three main flows: i) CO₂ emissions per year caused by burning of fossil fuels: 6.4 Gt/year [16]; ii) CO₂ emissions per year caused by deforestation in tropical and sub-tropical areas: 1.93 Gt/year [1]. Note that this also applies to Azobe as the forest area in Central Africa is decreasing; iii) carbon sequestration per year by re-growth of forests on the Northern Hemisphere (Europe, North America, China): 0.85 Gt/year [1]. Note that this also applies to Scandinavian scots pine. The consequence of the above is that there is only additional carbon storage on a global scale, when there is market growth of sustainable wood production from temperate and especially boreal regions in the Northern Hemisphere, including scots pine from Scandinavia. This market growth leads to more

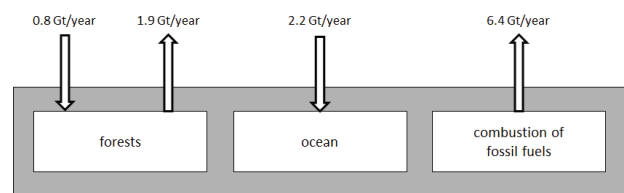


Figure 7: Global anthropogenic fluxes of CO₂ (Gt/year) over the period 2000–2010

plantations and production forests and a higher volume of wood applied in the building industry. In contrast, additional demand of tropical hardwood, such as Azobe, leads to a decrease in forest area since the demand is higher than the supply of plantations, so it leads to less sequestered carbon. For the carbon sequestration credit calculation following global land-use change and increasing application in the building industry, the following 5 steps should be taken in case of the situation of Scandinavian scots pine (used to produce Accoya[®] in this study). For detailed calculations see [15].

1. The calculation of the relationship (ratio) of carbon stored in forests and carbon stored in end-products: 1 kg of wood product relates to 6.97 kg CO₂ storage in the forest.

2. The calculation of a land-use change correction factor (to cope with the fact that there was another type of biomass before the area was changed to forests/plantations); For European boreal softwood, we assume that there was grass before the afforestation since the boreal areas are hardly used for agriculture. This provides a land-use change correction factor of 0.953.

3. The calculation of the extra stored carbon in forests and plantations, because of growth of boreal softwood production, and its allocation to the end-products, based on a yearly growth of European timber production of 2.3% UNECE [17]. Step 1, step 2 and step 3 result in $6.97 \times 0.953 \times 0.023 = 0.15$ kg CO₂ per kilogram dry planed boreal softwood.

4. The calculation of the extra stored carbon in the building industry, because of growth of the volume; assuming application losses of 10% this relates in total to an additional credit of $0.9 \times 0.5 \times 3.67 \times 0.023 = 0.04$ kg CO₂ per kilogram planed timber.

5. The final calculation of the total result of carbon sequestration: the sum of the result of step 3 plus the result of step 4. In the case of Scandinavian scots pine, as a result of sustainable management practices and forest area growth because of increasing demand, this leads to a total carbon sequestration credit of 0.19 kg CO₂ per kilogram dry planed timber. Tropical hardwood, such as Azobe, does not have a carbon sequestration credit. In the best scenario the carbon sequestration credit is zero, which is the case for sustainably managed plantation wood. However, for most tropical hardwood, the situation is worse: the deforestation of natural rain forests leads to a debit of carbon sequestration (see Figure 6). As it is very difficult to capture the actual deforestation situation in tropical regions it is not yet possible to allocate this debit to tropical hardwood used in the building industry. To still provide an indication of this debit, the cradle-to-gate figures for unsustainably sourced Azobe have been calculated on the bases that trees have been removed from the forest with Reduced Impact Logging, without planting new trees back. In this calculation the following ratios are applied: “sawn timber”/“standing volume above ground” = 0.62 [18], the root/shoot ratio = 0.37 [19], and the carbon fraction = 0.47 (the result of this calculation is given in Figure 4). Note that land-use change is incorporated in LCA indicators like Recipe and Eco-costs, and is modelled via the biodiversity of land. Degradation of biodiversity is strongly related to the harvesting of tropical hardwood. For example, globally, FSC certified tropical hardwood is partly sourced from plantations and semi-natural forests, but according to FSC [20] the lions share (65%) is still coming from natural forests (harvested with Reduced Impact Logging), having a negative impact on biodiversity.

3 RESULTS

The results of the cradle-to-grave carbon footprint comparison for the bearing structure of a pedestrian bridge are presented in Figure 7.

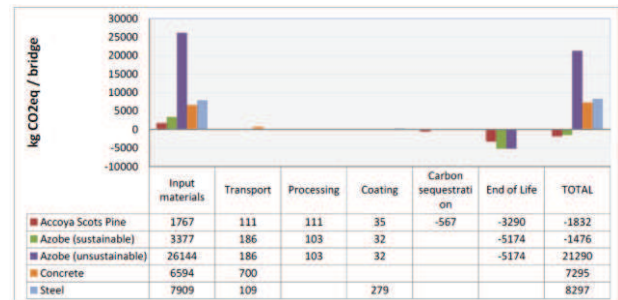


Figure 8: Greenhouse gas emissions (kg CO₂eq) per process step for the bearing structure of a pedestrian bridge.

The graph reveals that because of the incineration for energy production in the end-of-life phase and through afforestation (Scots pine), sustainably sourced Azobe and Accoya[®] made from Scots pine are CO₂ negative over the full life cycle. Non-renewable materials (steel and concrete) perform considerably worse than sustainably sourced wood, especially because of the high embodied energy (emissions during production) but for concrete also for transport emissions because of the high weight. However, in the case of unsustainably sourced Azobe, the picture totally shifts: from one of the best performing alternatives, Azobe becomes the worst performing alternative when the negative effect on carbon emissions during deforestation of tropical rainforests is taken into account. This shows the importance of conservation of tropical rainforests as they act as important, yet very vulnerable, carbon sinks in the global carbon cycle. Simultaneously it highlights the potential important role of non-toxic wood modification technologies such as acetylation; These technologies enable abundantly available softwood from temperate regions to substitute tropical hardwood, and even carbon intensive materials such as metals and concrete, in demanding applications, further reducing greenhouse gas emissions through substitution.

In the carbon footprint figures the renewability aspect of (sustainable) wood, in terms of annual yield (MAI) is not yet included, which provides an additional environmental benefit for the (sustainably sourced) wood alternatives, even more so for fast growing species such as Radiata Pine (Figure 8).

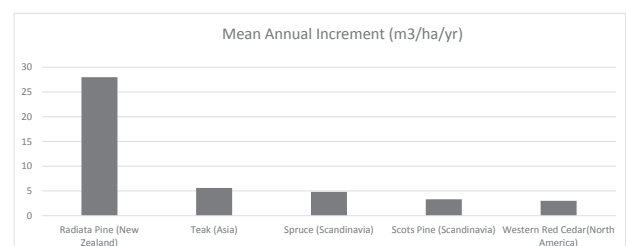


Figure 8: Annual yield for various plantation grown wood species in cubic meters produced per hectare per year [21,22].

Therefore, non-toxic wood modification technologies such as acetylation, can provide a powerful drive for increased afforestation as softwood species can now serve as input for high performance wood, which could further increase the market adoption of boreal wood and thus subsequent reforestation, which results in more global carbon sequestration.

REFERENCES

- [1] FAO, Global Forest Resources Assessment. Food and Agriculture Organization of the United Nations, Rome, 2015.
- [2] F. Bongers, J. Hague, J. Alexander, M. Roberts, Y. Imamura and E. Suttie. The resistance of high performance acetylated wood to attack by wood destroying fungi and termites. In: *Proceedings IRG Annual Meeting*, IRG/WP 13-40621.
- [3] B. Tjeerdsma and F. Bongers: The making of a traffic timber bridge of acetylated Radiata pine. In: *Proceedings of the Forth European Conference on Wood Modification*, pages 15-22, 2009.
- [4] A. Jorissen and E. Lüning: Wood modification in relation to bridge design in the Netherlands, In: *Proceedings of 11th World Conference on Timber Engineering*, 2010.
- [5] F. Bongers, J. Alexander, J. Marcroft, D. Crawford and R. Hairstans: Structural design with Accoya® wood. *International Wood Products Journal* 4(3): 172-176, 2013.
- [6] F. Bongers, J. Marcroft, F. Perez, J. Alexander, M. Roberts and I. Harrison. Structural performance of Accoya® wood under service class 3 conditions. In: *Proceedings of the World Conference on Timber Engineering*, 2014.
- [7] ISO, *Environmental management - Life cycle assessment - Requirements and guidelines 14044:2006*, ISO, 2006.
- [8] World Business Council for Sustainable Development (WBCSD), World Resources Institute (WRI). *The Greenhouse Gas Protocol: A Corporate Accounting and Reporting Standard (Revised Edition)*, WBCSD, WRI, Geneva, Switzerland, 2004.
- [9] BSI, *PAS 2050: 2011 - Specification for the assessment of the life cycle greenhouse gas emissions of goods and services*. British Standards Institution (BSI), London, United Kingdom, 2011.
- [10] Idemat 2014 database. Available through www.ecocostsvalue.com, tab data Delft University of Technology, the Netherlands, 2014.
- [11] Ecoinvent V3 database. Available through www.ecoinvent.ch, 2015.
- [12] Lüning, H.E., Tran, V.T., *Data for LCA of timber, concrete and steel bridge*. Lüning Consulting Civil and Structural Engineers, Doetichem, the Netherlands, 2009.
- [13] IEA. Biomass for Power Generation and CHP, Website, <https://www.iea.org/techno/essentials3.pdf>, 2007.
- [14] European Commission, Joint Research Center. *General guidance document for Life Cycle Assessment (LCA), International Reference Life Cycle Data System (ILCD) Handbook*, European Commission, 2012.
- [15] Vogtlander, J.G., van der Velden, N.M., van der Lugt, P., Carbon sequestration in LCA, a proposal for a new approach based on the global carbon cycle; cases on wood and on bamboo. *International journal of LCA* (19) pp. 13-23, 2014.
- [16] Solomon, S., Qin, D., Manning, M., Chen, Z., Marquis, M., Averyt, K.B., Tignor, M., Miller, H.L., *IPCC Fourth Assessment Report: Climate Change (AR4), The Physical Science Basis, Contribution of Working Group I to the Fourth Assessment Report of the Intergovernmental Panel on Climate Change*, Cambridge University Press, Cambridge, 2007.
- [17] United Nation Economic Commission for Europe, *European Forest Sector Outlook Study 1960-2000-2020, Geneva Timber and Forest Study Paper 20*. UNECE, 2005.
- [18] Vogtlander, J.G., van der Lugt, P., Brezet, J., The sustainability of bamboo products for local and Western European applications, LCAs and land-use. *Journal of Cleaner Production*, pp 1260-1269, 2010.
- [19] CDIAC, *New IPCC Tier-1 Global Biomass Carbon Map for the Year 2000*, http://cdiac.ornl.gov/epubs/ndp/global_carbon/carbon_documentation.html#tables, 2014.
- [20] FSC, *Market Infopack*. FSC International, 2015.
- [21] A. Del Lungo, J. Ball and J. Carle. *Global Planted forests thematic study: results and analysis*, Planted Forests and Trees Working Paper 38, FAO, Rome, 2006.
- [22] USDA Forest Service, *Silvics manuals*, 2013, available online via http://www.na.fs.fed.us/pubs/silvics_manual/Volume_1/thuja/plicata.htm