

## Mirrorlabs - Creating accessible Digital Twins of robotic production environment with Mixed Reality

Aschenbrenner, Doris; Rieder, Jonas S.I.; Van Tol, Daniëlle; Van Dam, Joris; Rusak, Zoltan; Blech, Jan Olaf; Azangoo, Mohammad; Panu, Salo; Kruusamäe, Karl; More Authors

**DOI**

[10.1109/AIVR50618.2020.00017](https://doi.org/10.1109/AIVR50618.2020.00017)

**Publication date**

2020

**Document Version**

Accepted author manuscript

**Published in**

Proceedings - 2020 IEEE International Conference on Artificial Intelligence and Virtual Reality, AIVR 2020

**Citation (APA)**

Aschenbrenner, D., Rieder, J. S. I., Van Tol, D., Van Dam, J., Rusak, Z., Blech, J. O., Azangoo, M., Panu, S., Kruusamäe, K., & More Authors (2020). Mirrorlabs - Creating accessible Digital Twins of robotic production environment with Mixed Reality. In W. Hürst, P. C.-Y. Sheu, & J. J. P. Tsai (Eds.), *Proceedings - 2020 IEEE International Conference on Artificial Intelligence and Virtual Reality, AIVR 2020* (pp. 43-48). Article 9319071 (Proceedings - 2020 IEEE International Conference on Artificial Intelligence and Virtual Reality, AIVR 2020). IEEE. <https://doi.org/10.1109/AIVR50618.2020.00017>

**Important note**

To cite this publication, please use the final published version (if applicable).  
Please check the document version above.

**Copyright**

Other than for strictly personal use, it is not permitted to download, forward or distribute the text or part of it, without the consent of the author(s) and/or copyright holder(s), unless the work is under an open content license such as Creative Commons.

**Takedown policy**

Please contact us and provide details if you believe this document breaches copyrights.  
We will remove access to the work immediately and investigate your claim.

# Mirrorlabs - creating accessible Digital Twins of robotic production environment with Mixed Reality

Doris Aschenbrenner  
Jonas S.I. Rieder  
Daniëlle van Tol  
Joris van Dam  
and Zoltan Rusak  
*Industrial Design Engineering  
TU Delft, Delft, Netherlands  
Email: d.aschenbrenner@tudelft.nl*

Jan Olaf Blech  
Mohammad Azangoo  
Salo Panu  
*Electrical Engineering and Automation  
Aalto University, Espoo, Finland  
Email: jan.blech@aalto.fi*

Karl Kruusamäe  
Houman Masnavi  
Igor Rybalskii  
and Alvo Aabloo  
*Intelligent Materials and Systems Lab  
University Tartu, Tartu, Estonia  
Email: karl.kruusamae@ut.ee*

Marcelo Petry  
and Gustavo Teixeira  
*CRIS, INESC TEC - Institute for Systems and  
Computer Engineering, Technology and Science  
Porto, Portugal  
Email: marcelo.petry@inesctec.pt*

Bastian Thiede  
*TU Braunschweig  
Braunschweig, Germany  
Email: b.thiede@tu-braunschweig.de*

Paolo Pedrazzoli  
Andrea Ferrario  
Michele Foletti  
Matteo Confalonieri  
Daniele Bertaggia  
*SUPSI, Manno, Switzerland  
Email: paolo.pedrazzoli@supsi.ch*

Thodoris Togiias  
and Sotiris Makris  
*LMS, University of Patras,  
Patras, Greece  
Email: togias@lms.mech.upatras.gr*

**Abstract**—How to visualize recorded production data in Virtual Reality? How to use state of the art Augmented Reality displays that can show robot data? This paper introduces an open-source ICT framework approach for combining Unity-based Mixed Reality applications with robotic production equipment using ROS Industrial. This publication gives details on the implementation and demonstrates the use as a data analysis tool in the context of scientific exchange within the area of Mixed Reality enabled human-robot co-production.

## 1. Introduction

There are many studies [1] [2], that show that the future productivity within the manufacturing industry (as envisioned by the Industry 4.0 paradigm) will depend on humans working alongside intelligent machines and robots in the factories. There is a lot of new technology, which is introduced to the production floor: collaborative robots (cobots) for close human-robot interaction, new interface technologies like Augmented and Virtual Reality, and new applications based on data and artificial intelligence. If we want to achieve sustainable future production workplaces, the need for designing an "augmentation layer" for the worker arises, which helps the human worker to deal with

the increasing complexity and self-organization of the cyber-physical production system (CPPS). This could be done by visually facilitating the vast amount of sensor data and information.

Emerging human-robot interaction techniques like Augmented and Virtual Reality will play an increasing role, among others in plant planning, plant supervision, close collaboration with robots, and plant optimization. Nevertheless, combining AR/VR with existing robotics infrastructure is quite challenging, because it requires knowledge from both domains. The development of a bridging ICT framework is the precondition for being able to conduct studies on how the displayed information could support human situation awareness, sense- and decision making, and the sharing of mental models between humans and machine.

To solve this problem, research needs to be carried out on the entire work socio-technical system, both sides: the AR/VR research and the manufacturing robotics researchers need to team up to provide sustainable solutions.

Existing work covers mainly one part of this, which is certainly due to the general problem of real cross-disciplinary research, but also because the tools are not easily available. There is a lot of work on applying AR/VR to manufacturing, for example, AR-based repair instructions

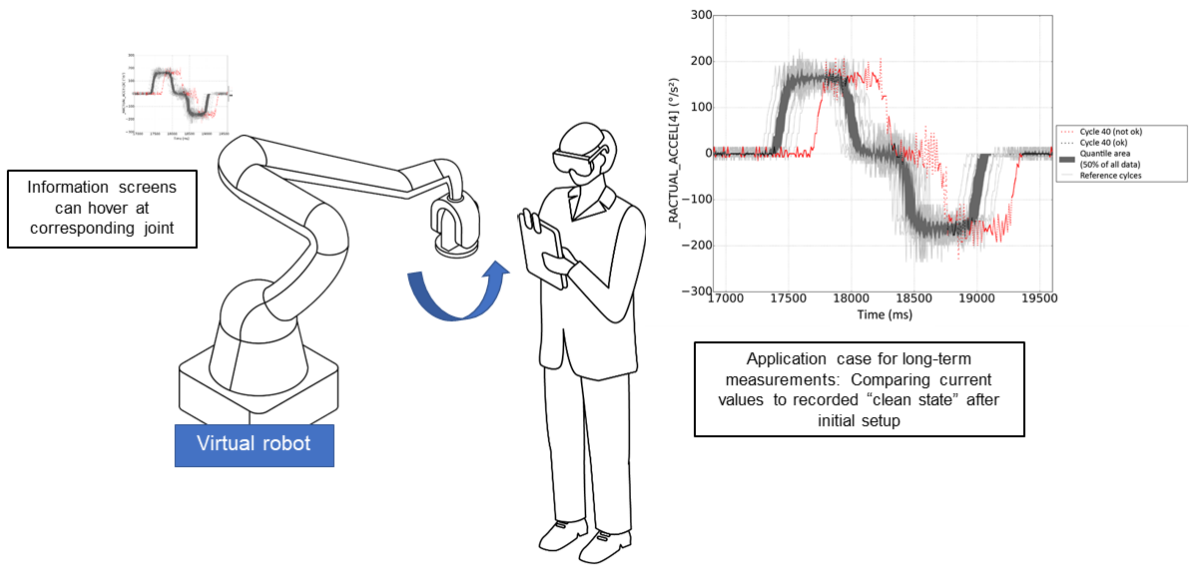


Figure 1. VR application case for data analysis

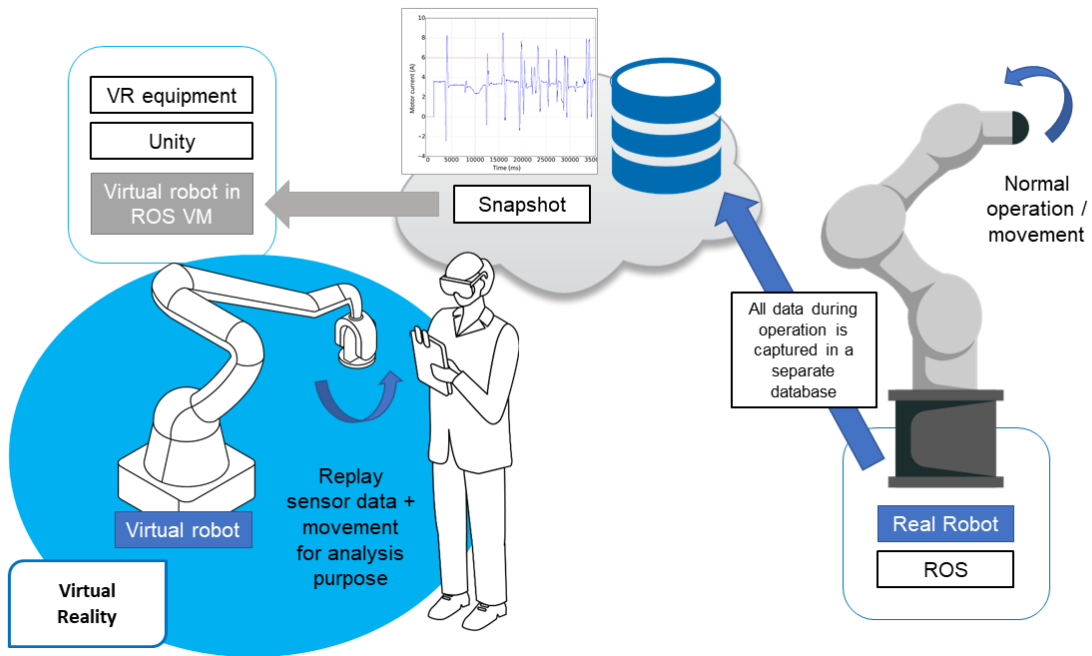


Figure 2. ICT architecture for data display

[3], AR-based picking instructions [4], displaying additional information within a factory [5], or virtual product inspection stations based on VR-goggles [6]. Additionally, there is work on VR-based collaboration [7], the use of exoskeletons within manufacturing tasks [8], and factory planning [9]. On the side of the robotic research, there are tools for developing immersion-based situational awareness (including virtual reality user experience) for robots supported by the robot operation system (ROS) using the native RViz visualization [10], this technology does not enable communication with the main frameworks used for AR and VR development: Unity and Unreal. Although such bridging solutions exist already – for example, a middleware approach for teleoperation [11] or over-the-Internet interface for teleportation [12] – their usage within the state of the art Mixed Reality devices is not entirely comprehensible and easy to set up. This concerns mainly head-mounted displays, especially the Microsoft HoloLens which is based on the Universal Windows Platform.

The aim of the EIT Manufacturing project “Mirrorlabs” is the development of an integrated, easy-to-use ICT infrastructure for the off-the-shelf Mixed Reality hardware in combination with ROS-driven (Robot Operation System) production systems and to make it available for education and research.

## 2. Use cases

The possible use cases of this framework range from a VR-enabled remote analysis of robot-operated production line datasets (as displayed in Figure 1) to the use of Augmented Reality for close collaboration between humans and robots on the production floor. In this section the different use cases of the Framework are discussed and the existing use cases are displayed.

### 2.1. User task description

**2.1.1. Inspection use case.** In Figure 1 the use case for data visualisation is displayed. The application context is a visual abrasion check for industrial robot axes. As industrial robots can run for 24 hours a day and 7 days a week, the inspection targets at identifying the amount of abrasion compared to the initial setup of the robot.

In order to realize this scenario, the robot needs to record process data directly after the initial setup (without abrasion effects). This dataset is stored. After a longer time of active robot work, another dataset is recorded. With the help of the framework, it can be displayed on top of the initially gathered dataset. The visual inspection can be either realized within Virtual Reality or as an overlay of the real robot with the help of an Augmented Reality head mounted display.

**2.1.2. Teaching use case.** The usage of a Virtual Machine robot for a VR application (Figure 5) is necessary for each recorded or simulated VR environment, in which a robot is used. The robot simulator runs in a ROS VM and the movement is displayed in Unity. A very interesting

application case is also to use Virtual reality for a dual arm robot position teaching (Figure 6 and 7): The user can move the 6DOF visualization marker and record the positions for a simulated program.

**2.1.3. Direct interaction use case.** Possible application cases encompass the usage of a head mounted display for showing the movement of the robot (in Figure 4 and 9). Here either measured data could be displayed at the corresponding space (for example temperature at a work piece near the end effector). Or the virtual representation can be used to show past and future movement of the robot or display the work envelope as a safety feature.

**2.1.4. Factory planning use case.** Additional use cases can be explored with the creation of a “mini factory” visualization (Figure 8), for example for remote supervision and support or factory planning.

## 2.2. Interaction design requirements

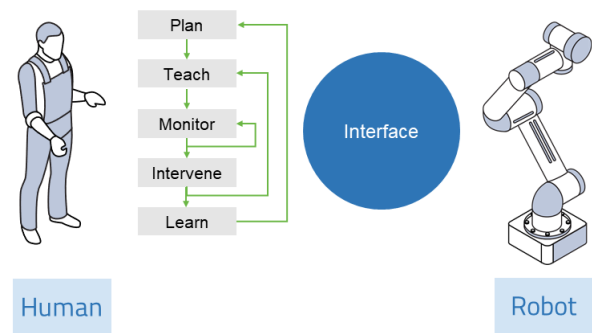


Figure 3. Abstract tasks within human-robot co-production following [13]

In general, the tasks conducted by a human operator within the the “human supervisory control concept” [13] are displayed in Figure 3: Plan, Teach, Monitor, Intervene, Learn. The interface between the robot and the human (in this context realized with the help of Augmented and Virtual Reality) serves the following purposes:

- Ensuring that the user knows “what is going on”. This is described in the Situation Awareness concept [14] in three different Levels Perception, Comprehension, and Projection.
- Helping the user with sense-making [15] and decision-making [16].
- Helping to share the mental model between the human and the robot [17].

## 3. Implementation overview

In Figure 2 the concept of the Mirrorlabs architecture is displayed: A real robot is running in normal operation within a smart factory (testbed). The movement and sensor

data are made accessible through the ROS platform and stored into a database. The so-called “snapshot” can be loaded into a ROS virtual machine. MirrorLabs has extended existing ROS with Unity bridge software and tested it with different robots and Mixed Reality hardware. After a VR or AR application has been built using Unity, a user can watch the recorded snapshot visualised using a virtual robot within Virtual Reality.

The software and tutorials are available under `/url-http://mirrorlabs.eu/` and will be further maintained and extended. Currently, the framework has been tested for the following supported hardware: Robots: Universal Robots, Franka Emika Panda, Doosan, MiR100. Mixed Reality Devices: HoloLens 1 and 2, HTC Vive, Oculus Quest 1 and Rift.

### 3.1. Unity3D

Unity is a game engine freely available for non-commercial usage (paid for commercial). It uses a combination of scripts (written in C#) and since the first release of Microsoft HoloLens 1, it is the officially recommended and until the release of HoloLens 2 the only supported development platform. Furthermore, it is the primary development platform used for most available VR applications. Leading to a broad variety of open-source projects, tutorials and a vibrant online community of developers. The platform used for AR/VR is Unity version 2019.4.

### 3.2. Robot Operating System ROS

With the variety of industrial robots commercially available, the transition between robotic installations executing a similar task may require unnecessary time for engineers to rewrite and adapt existing programs. To simplify this transition process, robots can be operated using ROS. ROS itself enables engineers to write protocols in Python or C++ once and execute them on a broad variety of robots with significantly reduced transition times. To enable these reduced transition times, ROS uses standardized communication between its core algorithm and secondary algorithms operating the physical robots which only need to be developed once. For many robots these secondary algorithms are available online. Currently Ubuntu with Melodic v18.04 is supported.

### 3.3. AR and VR Devices

To utilize the vision of MirrorLabs, a variety of Augmented and Virtual Reality devices will be deployed, which are either standalone, wireless or cable bound. Both types of devices alter the vision of a user by either replacing the perceived image with an artificial one or altering the user's perception with additional augmented content. Some commonly used devices are HTC Vive, Oculus Rift and Oculus Quest for VR and Microsoft HoloLens 1 and 2 for AR.

### 3.4. ROS2Unity bridge

The framework consists of a Unity-Ros-Bridge (using ROS# and Rviz2AR) and aims to establish a generic data-communication bridge between ROS robot hardware and virtual robots in Unity3D (e.g. UR5 robot-arm or COMAU dual-arm manipulator), enabling visualization in Unity of ROS controlled robots, as well as controlling robots from Unity3d by virtual interactions.

### 3.5. Unity-ROS communication workflow example

In general, the MirrorLabs framework follows the systematic presented in above figure. Commands are initiated within a Unity-made application (HoloLens 2, Oculus Quest or Desktop) and forwarded using ROS#. The ROS environment then processes the command accordingly and publishes the resultant information (joint\_states, odom, etc.) which is received by the unity application. Hence, within the unity application no robot specific calculations are made. Furthermore, from ROS the commands can be forwarded to a physical robot. As a result, limited computational resources available on most Head-Mounted-Devices [HMD] is sufficient since no “heavy” calculations are executed within Unity. To simplify the setup and usage of the ROS interaction within the unity-application a Graphical-User-Interface [GUI] is implemented. Currently, these have 2 distinct functions: First, the setup of the ROS# bridge (remote IP address and port of the ROS environment) and how to use it (ROS Mode). Second, the “RobotControl” panel, allowing a user publish control signals including predefined postures for the robot.

## 4. Summary

This is a preliminar introduction into the possibilities of the discussed ICT framework. There had been work specific usability requirements, remote collaboration and teleoperation among the different labs, which will be published separately. We hope to encourage the reader to try our framework and might even join the MirrorLabs team with deploying the software in their own labs.

Especially the use of Virtual and Augmented Reality within a production environment is an opportunity for student projects – it is at the same time intuitive, motivating, and creates learning benefit. The generation of multiple Mixed Reality visualizations of CPPS with student projects can be both an educational but also a research benefit if we regard the possibility to conduct user studies with the developed applications to deduct more general principles for human-machine interaction within industry 4.0. As numerous research institutions currently have a similar set of hardware (for example UR5, HoloLens, HTC Vive, ...) there is an opportunity to create comparable results and to share algorithms – both for education and research.

Furthermore, there is a benefit of being able to share snapshots of existing smart factory constellations and to “visit each other” remotely (especially useful for pandemic

times). The achievement of this goal is only possible with the creation of a “digital twin mirror lab”. In the long run, the platform should enable to share algorithms and data recordings, so that also remote maintenance scenarios can be explored between different research institutions.

As an additional benefit, the framework could help to initiate a smart factory research environment. Small and medium-sized enterprises or research institutes that start with this field of research could use the tutorials to set up supported hardware and deploy the software. This enables them to build an “analog twin mirror lab” of an already existing research lab constellation.

## Acknowledgments

The authors would like to thank the funding of EIT Manufacturing for the project “MirrorLabs” that made this research possible. The developed software is released open-source so that it can be used by other partners within and outside EIT Manufacturing. The project develops a software platform and tutorials on how to set up the platform and how to get started to work with it: <http://mirrorlabs.eu/>

## References

- [1] M. Lorenz, M. Rübmann, R. Strack, K. L. Lueth, and M. Bolle, “Man and machine in industry 4.0: How will technology transform the industrial workforce through 2025,” *The Boston Consulting Group*, vol. 2, 2015.
- [2] T. Ludwig, C. Kotthaus, M. Stein, V. Pipek, and V. Wulf, “Revive old discussions! socio-technical challenges for small and medium enterprises within industry 4.0,” in *Proceedings of 16th European Conference on Computer-Supported Cooperative Work-Exploratory Papers*. European Society for Socially Embedded Technologies (EUSSET), 2018.
- [3] D. Aschenbrenner, F. Leutert, A. Çençen, J. Verlinden, K. Schilling, M. Latoschik, and S. Lukosch, “Comparing human factors for augmented reality supported single-user and collaborative repair operations of industrial robots,” *Frontiers in Robotics and AI*, vol. 6, p. 37, 2019.
- [4] V. Paelke, “Augmented reality in the smart factory: Supporting workers in an industry 4.0. environment,” in *Proceedings of the 2014 IEEE emerging technology and factory automation (ETFA)*. IEEE, 2014, pp. 1–4.
- [5] I. D. Peake, J. O. Blech, and M. Schembri, “A software framework for augmented reality-based support of industrial operations,” in *2016 IEEE 21st International Conference on Emerging Technologies and Factory Automation (ETFA)*, 2016, pp. 1–4.
- [6] M. Azangoo, J. O. Blech, U. D. Atmojo, V. Vyatkin, K. Dhakal, M. Eriksson, M. Lehtimäki, J. Leinola, and P. Pietarila, “Towards a 3d scanning/vr-based product inspection station,” in *the 25th IEEE International Conference on Emerging Technologies and Factory Automation (ETFA 2020)*, in press.
- [7] I. D. Peake, J. O. Blech, E. Watkins, S. Greuter, and H. W. Schmidt, “The virtual experiences portals — a reconfigurable platform for immersive visualization,” in *Augmented Reality, Virtual Reality, and Computer Graphics*, L. T. De Paolis and A. Mongelli, Eds. Cham: Springer International Publishing, 2016, pp. 186–197.
- [8] A. Karvouniari, G. Michalos, N. Dimitropoulos, and S. Makris, “An approach for exoskeleton integration in manufacturing lines using virtual reality techniques,” *Procedia CIRP*, vol. 78, pp. 103–108, 2018.
- [9] D. Aschenbrenner, M. Li, R. Dukalski, J. Verlinden, and S. Lukosch, “Collaborative production line planning with augmented fabrication,” in *2018 IEEE Conference on Virtual Reality and 3D User Interfaces (VR)*. IEEE, 2018, pp. 509–510.
- [10] V. Vunder, R. Valner, C. McMahon, K. Kruusamäe, and M. Pryor, “Improved situational awareness in ros using panospheric vision and virtual reality,” in *2018 11th International Conference on Human System Interaction (HSI)*, 2018, pp. 471–477.
- [11] R. Codd-Downey, P. M. Forooshani, A. Speers, H. Wang, and M. Jenkin, “From ros to unity: Leveraging robot and virtual environment middleware for immersive teleoperation,” in *2014 IEEE International Conference on Information and Automation (ICIA)*, 2014, pp. 932–936.
- [12] D. Whitney, E. Rosen, D. Ullman, E. Phillips, and S. Tellex, “Ros reality: A virtual reality framework using consumer-grade hardware for ros-enabled robots,” in *2018 IEEE/RSJ International Conference on Intelligent Robots and Systems (IROS)*, 2018, pp. 1–9.
- [13] T. B. Sheridan, *Telerobotics, automation, and human supervisory control*. MIT press, 1992.
- [14] M. R. Endsley, “Measurement of situation awareness in dynamic systems,” *Human factors*, vol. 37, no. 1, pp. 65–84, 1995.
- [15] D. M. Russell, M. J. Stefik, P. Pirolli, and S. K. Card, “The cost structure of sensemaking,” in *Proceedings of the INTERACT’93 and CHI’93 conference on Human factors in computing systems*, 1993, pp. 269–276.
- [16] P. Zhang and D. Soergel, “Towards a comprehensive model of the cognitive process and mechanisms of individual sensemaking,” *Journal of the Association for Information Science and Technology*, vol. 65, no. 9, pp. 1733–1756, 2014.
- [17] C. Borst, “Shared mental models in human-machine systems,” *IFAC-PapersOnLine*, vol. 49, no. 19, pp. 195–200, 2016.





Figure 4. INESC-TEC application with UR10

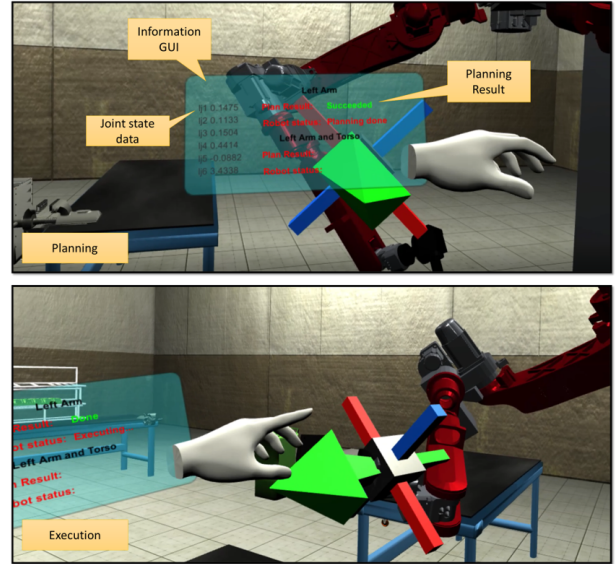


Figure 7. LMS virtual teach-in

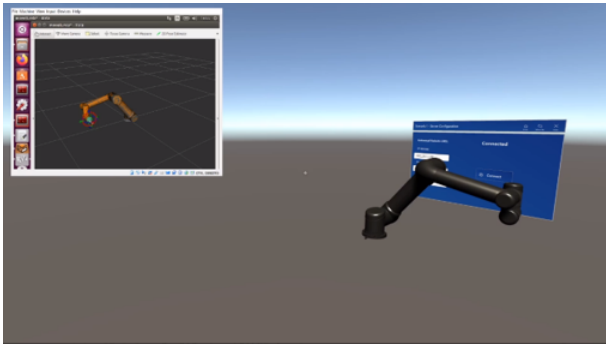


Figure 5. Virtual Machine Robot




Figure 8. TU Delft application for Mini-robot desktop overview

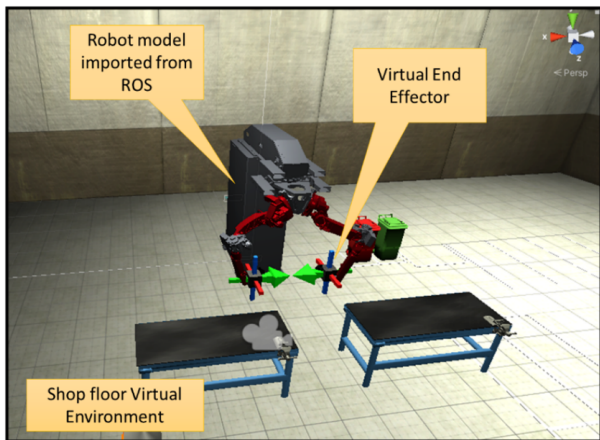


Figure 6. LMS dual arm robot




Figure 9. TU Delft SAM XL application with Doosan Robot