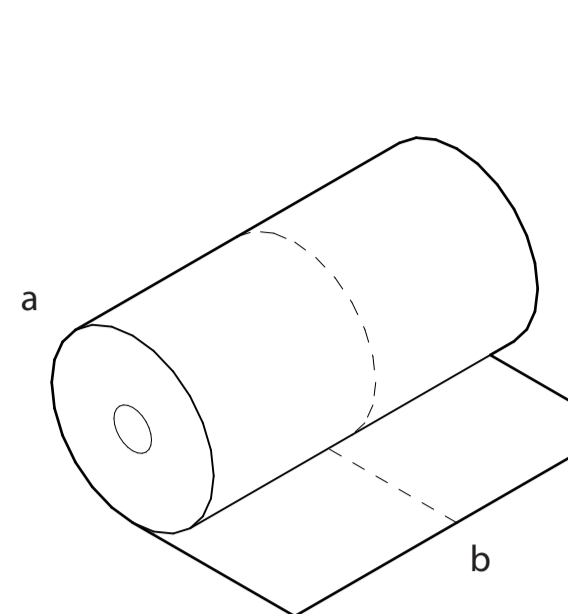
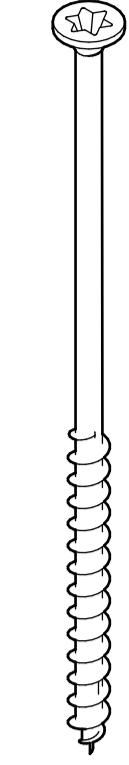
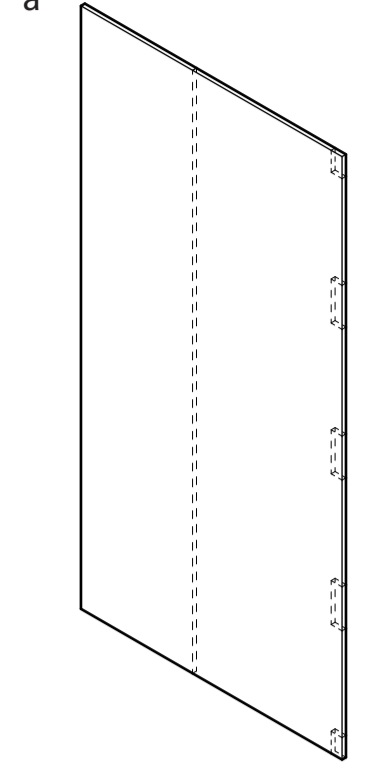
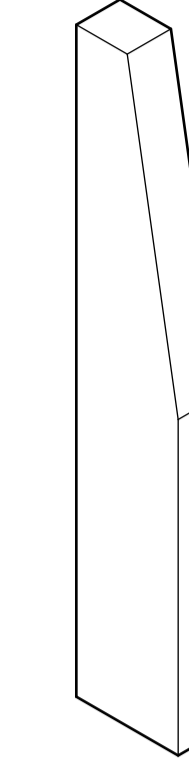
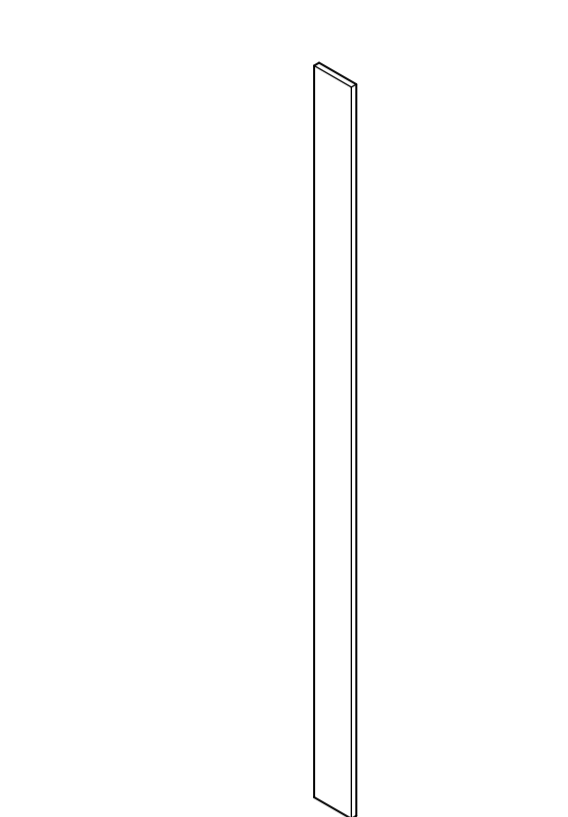
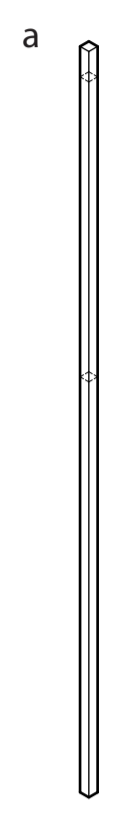
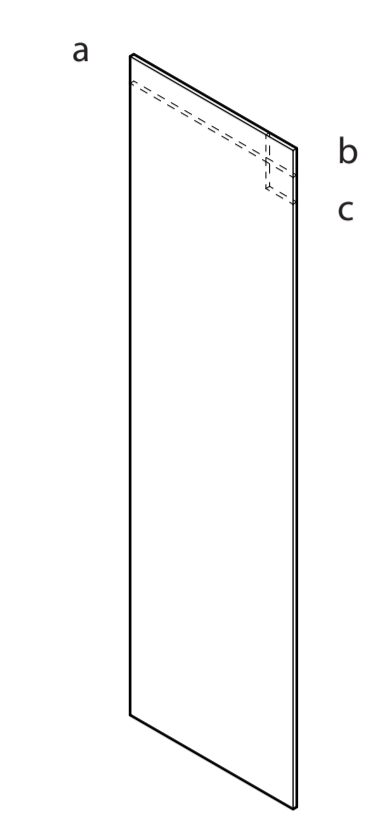
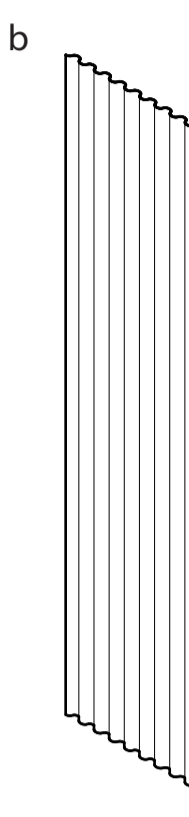
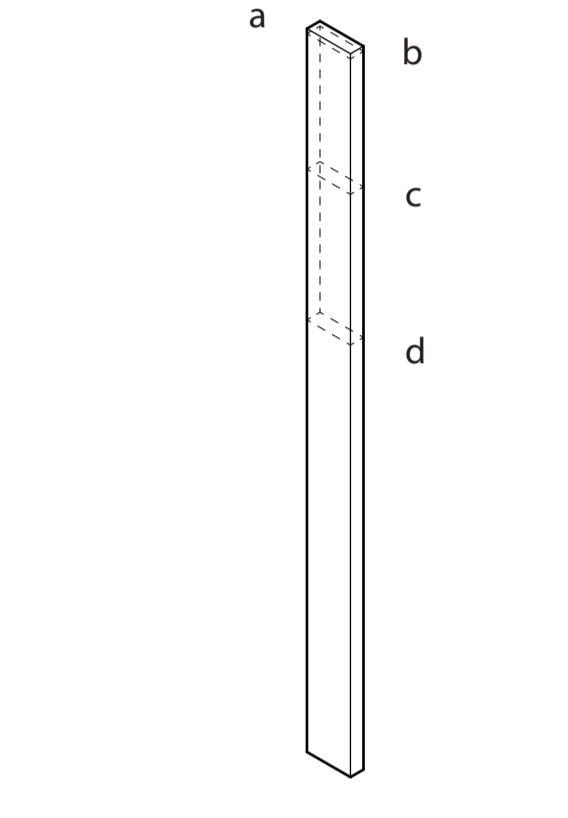

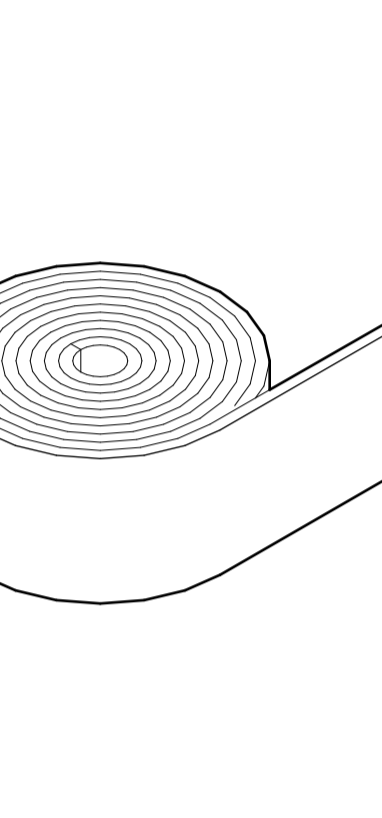
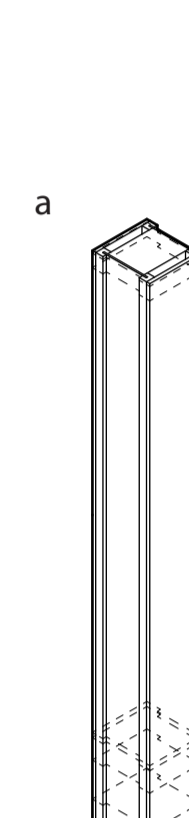
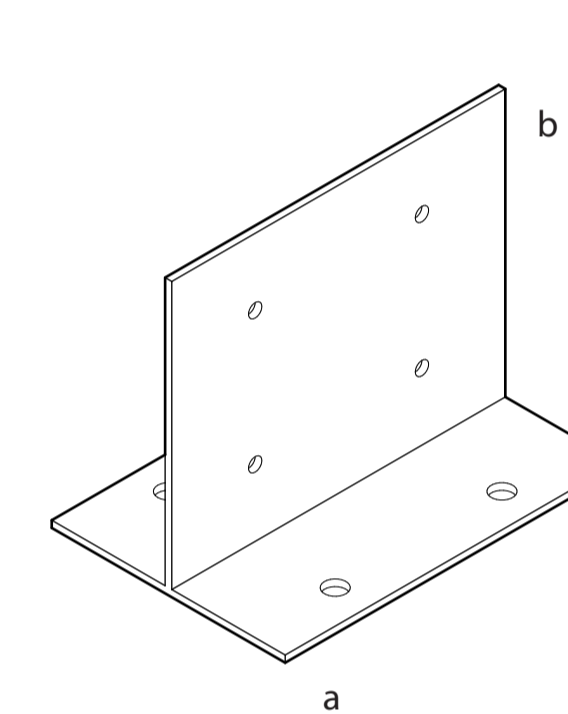

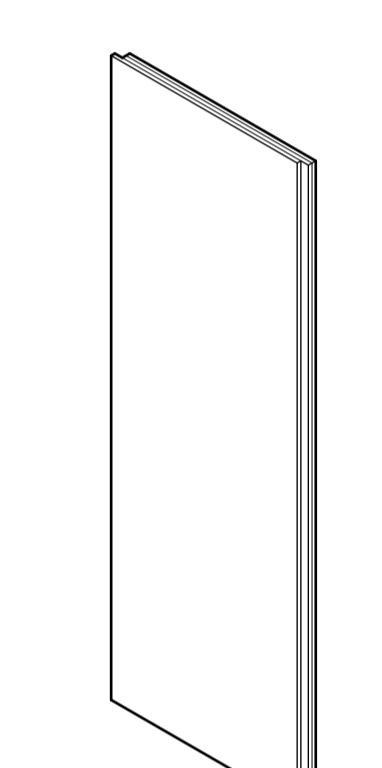
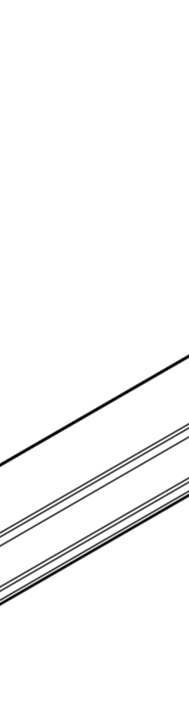
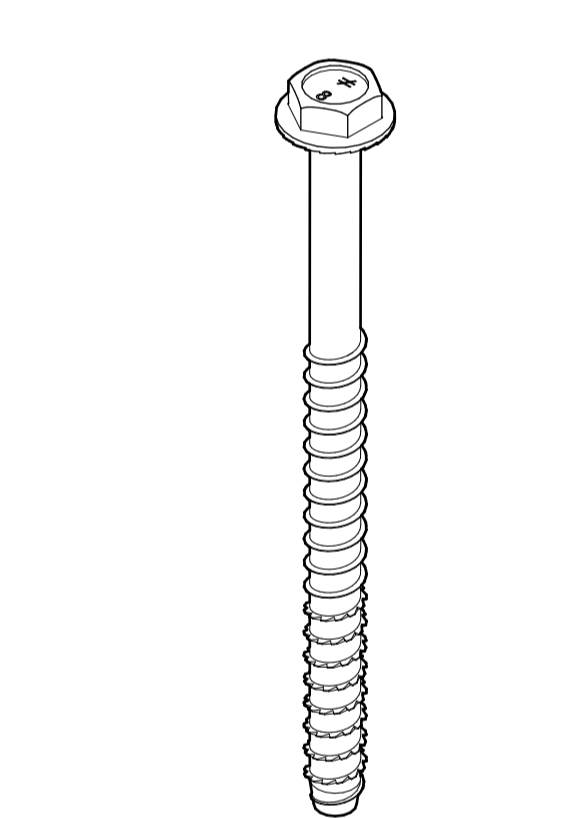

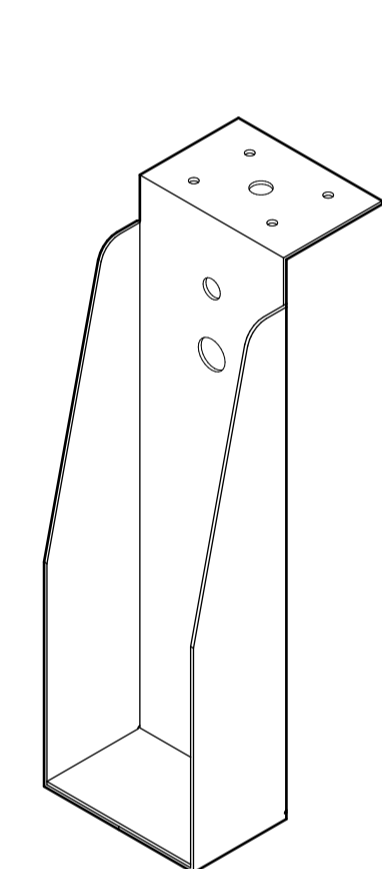
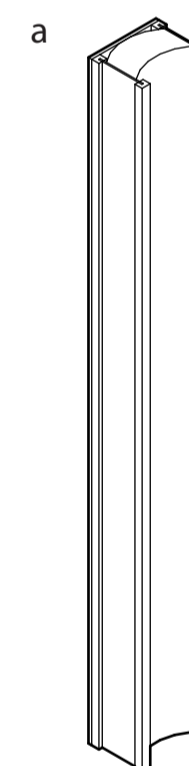
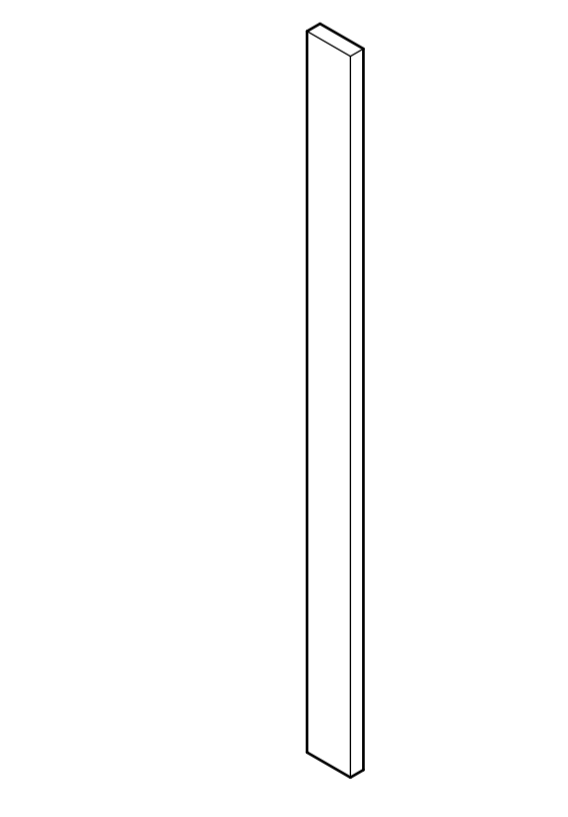
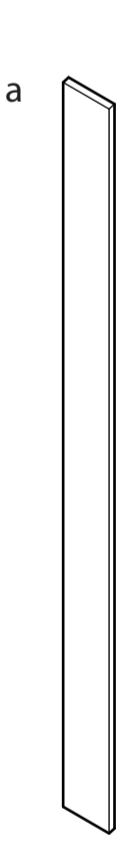
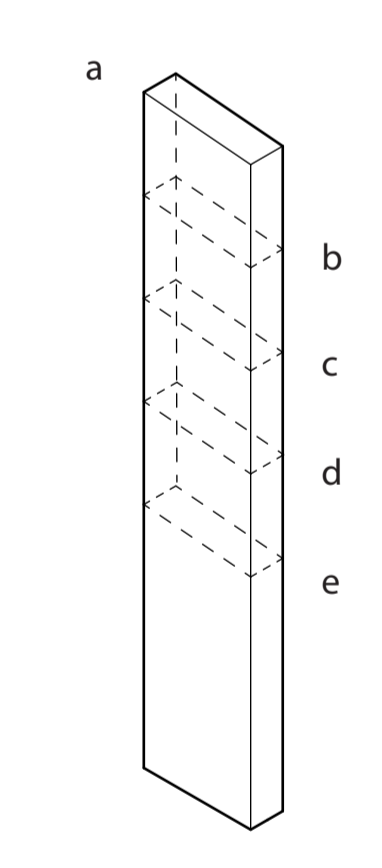

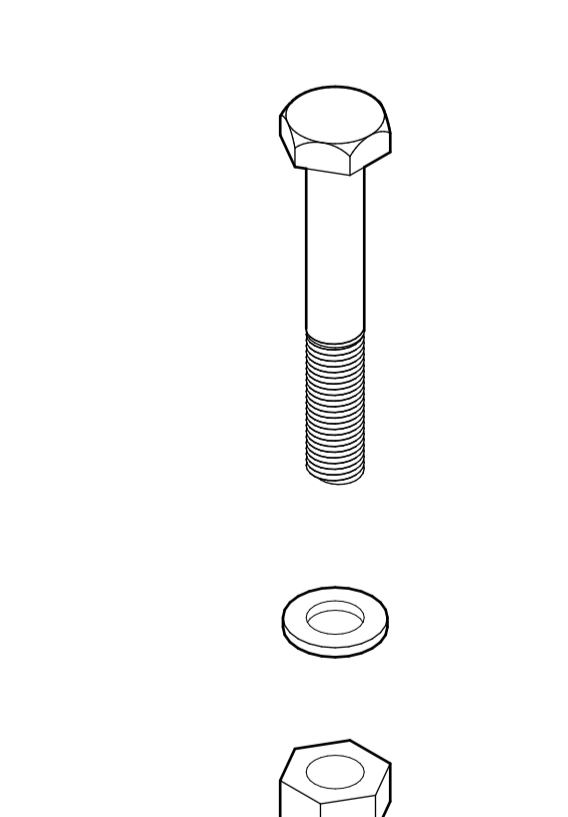
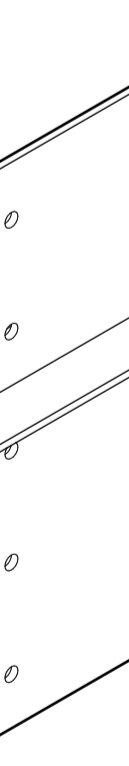
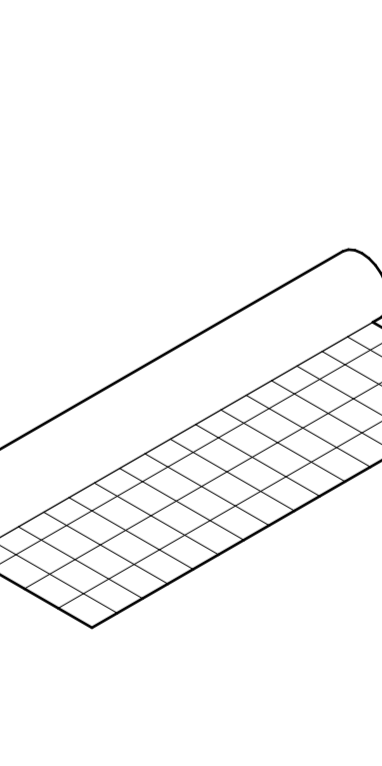
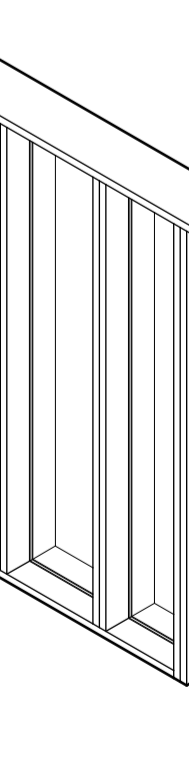
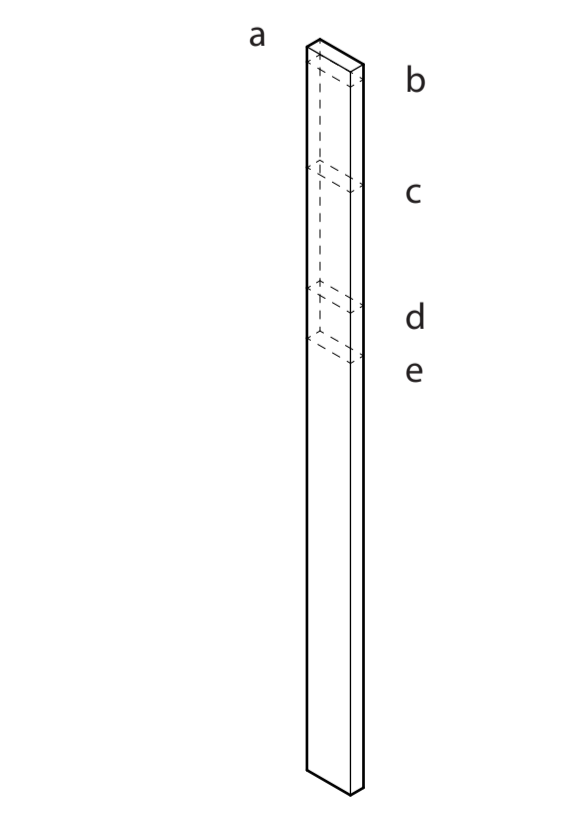

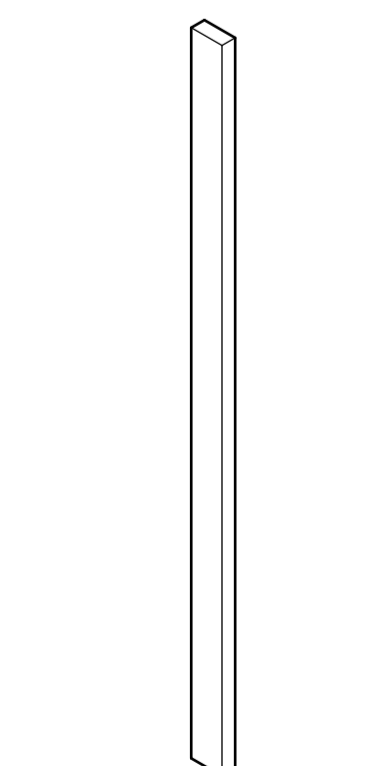
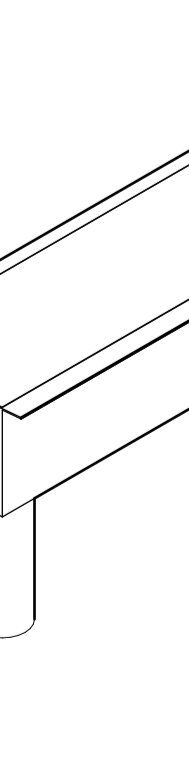


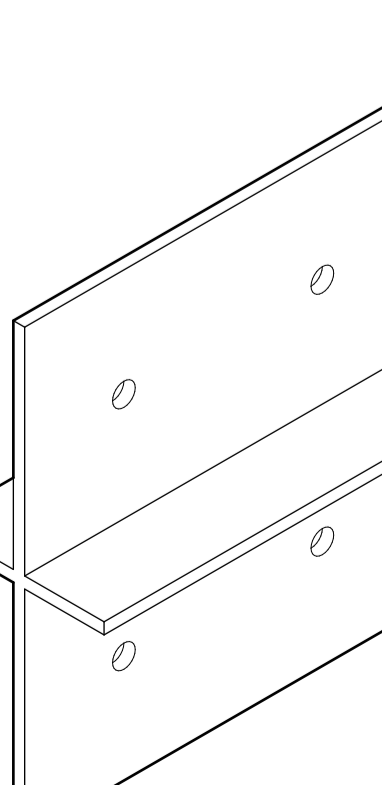



CATALOGUE

	<p>1. DPC foil Required length (RI) -a: 600x2500 mm Amount: 2 € 17,95 (per roll)</p> <p>RI -b: 300x2500 mm Amount: 6 € 9,50 (per roll)</p>		<p>9. Universal screw, flat head torx T25 - galvanized (Rotadrill®)</p> <p>6.0x120 mm Amount: 288 € 0,44</p>		<p>18. Poplar plywood 18mm</p> <p>RI -a: 1200x2400mm 20 kg Amount: 60 € 23,92</p> <p>RI -b: custom 10 kg Amount: 20 from € 23,92</p>		<p>27. Cantilever (Spruce) 75x125x1000 mm 3,5 kg Amount: 34 Custom</p>
	<p>2. Impregnated* Spruce wood 38x285x7900 mm Amount: 4 30 - 35 kg** € 30,99***</p>		<p>10. Spruce wood (C24) - battens 50x50 mm (unplaned)</p> <p>RI -a: 3675 mm 4,1 kg Amount: 96 from € 6,99</p> <p>RI -b: 3525 mm 4 kg Amount: 238 from € 6,99</p> <p>RI -c: 2047 mm 2,6 kg Amount: 18 from € 4,42</p>		<p>19. Poplar plywood 12mm</p> <p>RI -a: 525x1762,5mm 5 kg Amount: 128 from € 16,00</p> <p>RI -b: custom 4,9 kg Amount: 24 from € 16,00</p> <p>RI -c: 525x1837,5mm 5,2 kg Amount: 128 from € 16,00</p>		<p>28. Corrugated sheet (galvanized) 76,9 / 19,5 (sinus) x 1000 mm</p> <p>RI -a: 3600 / 0,55 mm 19,4 kg Amount: 193 from € 11,78</p> <p>RI -b: 2400 / 0,55 mm 12,9 kg Amount: 120 from € 11,75</p> <p>RI -c: 975 / 0,55 4,5 kg Amount: 94 from € 11,65</p> <p>RI -d: 700 / 0,55 3,4 kg Amount: 18 from € 11,65</p>
	<p>3. Impregnated Spruce wood 75x250 mm</p> <p>RI -a: 3600 mm 34 - 44 kg Amount: 20 from € 53,83</p> <p>RI -b: 3575 mm 34 - 44 kg Amount: 6 from € 53,83</p> <p>RI -c: 2900 mm 27 - 35 kg Amount: 1 from € 53,83</p> <p>RI -d: 2150 mm 20 - 26 kg Amount: 16 from € 53,83</p>		<p>11. OSB-III (straight sides) 11 mm</p> <p>RI -a: 525x1762,5 mm 7,2 kg Amount: 128 from € 9,49</p> <p>RI -b: 260x1762,5 mm 3,6 kg Amount: 6 from € 4,75</p>		<p>20. Edge insulation strip with foil 80x100mm – 25m (GAMMA®)</p> <p>4 kg Amount: 4 € 15,69</p>		<p>29. Box 316x300 mm</p> <p>RI -a: 3300 mm 40 kg Amount: 90</p> <p>RI -b: 3287 mm 39 kg Amount: 21</p> <p>RI -c: 3218 mm 38 kg Amount: 16</p> <p>RI -d: 1000 mm 12 kg Amount: 40</p> <p>RI -e: 868 mm 10,8 kg Amount: 54</p> <p>RI -f: 682 mm 7 kg Amount: 18 Custom</p>
	<p>4. Steel base (T-profile) 175x250 (a) 200x250 (b) 5 mm 4,9 kg Amount: 25 Custom</p>		<p>12. ROCKWOOL® Rocksono Base Next 1200x600 mm</p> <p>RI -a: 50 mm Rd: 1,35 Amount: 408 € 4,14</p> <p>RI -b: 140 mm Rd: 3,70 Amount: 288 € 13,09</p>		<p>21. FERMACELL® floorelement 2E32 1500x500x30 mm 19,5 kg Amount: 135 € 21,95</p>		<p>30. Horizontal box RI -a: 381x250x2605 mm 40 kg Amount: 6</p> <p>RI -b: 298x268x1800 mm 24 - 25 kg Amount: 3</p> <p>RI -c: 298x268x1725 mm 24 - 25 kg Amount: 4 Custom</p>
	<p>5. Threaded screws anchors (TitanHD®) THDS0800H x 200 mm 4,9 kg Amount: 168 from € 4,50</p>		<p>13. OSB-III (T&G, 2-sides) 18mm</p> <p>RI -a: 1220x2440 mm 32 kg Amount: 150 € 25,99</p> <p>RI -b: custom 31,5 kg Amount: 30 from € 25,99</p>		<p>22. Beam carrier with long lip 75x250mm</p> <p>1,2 kg Amount: 8 from € 6,99</p>		<p>31. Open box RI -a: 316x225x2780 mm 29 kg Amount: 4</p> <p>RI -b: 316x375x2780 mm 36 kg Amount: 6</p> <p>RI -c: 316x225x3600 mm 29 kg Amount: 4</p> <p>RI -d: 316x375x3300 40 kg Amount: 6 Custom</p>
	<p>6. Spruce wood (C24) - column 75x250 mm</p> <p>RI -a: 3300 mm 28,5 - 35,9 kg Amount: 25 from € 53,83</p> <p>RI -b: 3300 mm 28,5 - 35,9 kg Amount: 25 from € 53,83</p> <p><i>Difference a/b: the column has been prepared for a different steel base.</i></p>		<p>14. Spruce wood (C24) - bracing 28x195 mm</p> <p>RI -a: 3500 mm 9 - 11 kg Amount: 14 from € 17,85</p> <p>38x285 mm</p> <p>RI -b: 4600 mm 24 - 26 kg Amount: 4 from € 44,63</p> <p>RI -c: 4390 mm 22 - 23 kg Amount: 4 from € 44,63</p>		<p>23. Spruce wood (C24) - roof column 75x250mm</p> <p>RI -a: 3300mm Amount: 5</p> <p>RI -b: 3207 mm Amount: 5</p> <p>RI -c: 3115 mm Amount: 5</p> <p>RI -d: 3022 mm Amount: 5</p> <p>RI -e: 2930 mm Amount: 5</p> <p>24,7 - 27,8 kg from € 53,83</p>		<p>32. Anchor 100x100 mm (a)</p> <p>RI -a: 470mm (b) 1,3 kg Amount: 8</p> <p>RI -b: 390mm (b) 1 kg Amount: 121 Custom</p>
	<p>7. Bolt, locking ring and nut M16 x 55 mm Amount: 268 € 3,68</p>		<p>15. Steel base (X-profile) 75x250 (a) 150x250 (b) 225x250 (c) 5mm 4,4 kg Amount: 50 Custom</p>		<p>24. Damp open foil 1500mm - 25m (GAMMA®)</p> <p>Amount: 5 € 56,99</p>		<p>33. Opening incl. glass (HR++) 285x2350x2700 mm 150 kg (approx. total) Amount: 10 sets Custom</p>
	<p>8. Spruce wood (C24) - beam 75x250 mm</p> <p>RI -a: 3600 mm 31,1 - 39,2 kg Amount: 42 € 53,83</p> <p>RI -b: 3525 mm 30,4 - 38,3 kg Amount: 163 from € 53,83</p> <p>RI -c: 3000 mm 25 kg Amount: 10 € 48,38</p> <p>RI -d: 2400 mm 20,7 - 26,1 kg Amount: 100 € 35,88</p> <p>RI -e: 2150 mm 18 - 22 kg Amount: 20 from € 53,83</p>		<p>16. RVS threaded rod, locking ring and nut M16 x 225 mm Amount: 300 € 6,25</p>		<p>25. Spruce wood (C24) - roof 75x175x3600 mm 23 - 25 kg Amount: 72 € 37,20</p>		<p>34. Gutter (aluminium) 240x250 mm</p> <p>RI -a: 3600 mm 36 kg Amount: 4 from € 249,00</p> <p>RI -b: 1000 mm 10 kg Amount: 2 from € 60,00</p>
	<p>17. OSB-III (straight sides) - wall 18mm</p> <p>RI -a: 1200x2400mm 32 kg Amount: 60 € 25,99</p> <p>RI -b: 380x2400mm 12 kg Amount: 20 € 6,49</p>		<p>26. Steel base (X-profile) 75x250 (a) 100x250 (b) 100x250 (c) 5mm 2,9 kg Amount: 36 Custom</p>		<p>26. Steel base (X-profile) 75x250 (a) 100x250 (b) 100x250 (c) 5mm 2,9 kg Amount: 36 Custom</p>		<p>26. Steel base (X-profile) 75x250 (a) 100x250 (b) 100x250 (c) 5mm 2,9 kg Amount: 36 Custom</p>

* Impregnated wood (also known as treated or "Wolmanized" wood) is wood that has been treated under high pressure with protective agents, to make it resistant to rot, fungi, bacteria, and insects.
** The weight of timber can vary due to moisture content. The weight of timber is based on the required length (RI).
*** Prices are based on a single (Dutch) supplier; in practice, the price may vary depending on (local) availability.