

## Quantized conductance doubling and hard gap in a two-dimensional semiconductor-superconductor heterostructure

Kjaergaard, M.; Nichele, F.; Suominen, H. J.; Nowak, M. P.; Wimmer, M.; Akhmerov, A. R.; Folk, J. A.; Flensberg, K.; Shabani, J.; Palmstrøm, C. J.

**DOI**

[10.1038/ncomms12841](https://doi.org/10.1038/ncomms12841)

**Publication date**

2016

**Document Version**

Final published version

**Published in**

Nature Communications

**Citation (APA)**

Kjaergaard, M., Nichele, F., Suominen, H. J., Nowak, M. P., Wimmer, M., Akhmerov, A. R., Folk, J. A., Flensberg, K., Shabani, J., Palmstrøm, C. J., & Marcus, C. M. (2016). Quantized conductance doubling and hard gap in a two-dimensional semiconductor-superconductor heterostructure. *Nature Communications*, 7, 1-6. Article 12841. <https://doi.org/10.1038/ncomms12841>

**Important note**

To cite this publication, please use the final published version (if applicable).  
Please check the document version above.

**Copyright**

Other than for strictly personal use, it is not permitted to download, forward or distribute the text or part of it, without the consent of the author(s) and/or copyright holder(s), unless the work is under an open content license such as Creative Commons.

**Takedown policy**

Please contact us and provide details if you believe this document breaches copyrights.  
We will remove access to the work immediately and investigate your claim.

## ARTICLE

Received 6 Mar 2016 | Accepted 8 Aug 2016 | Published 29 Sep 2016

DOI: 10.1038/ncomms12841

OPEN

# Quantized conductance doubling and hard gap in a two-dimensional semiconductor-superconductor heterostructure

M. Kjaergaard<sup>1</sup>, F. Nichele<sup>1</sup>, H.J. Suominen<sup>1</sup>, M.P. Nowak<sup>2,3,4</sup>, M. Wimmer<sup>2,3</sup>, A.R. Akhmerov<sup>2</sup>, J.A. Folk<sup>5,6</sup>, K. Flensberg<sup>1</sup>, J. Shabani<sup>7,†</sup>, C.J. Palmstrøm<sup>7</sup> & C.M. Marcus<sup>1</sup>

Coupling a two-dimensional (2D) semiconductor heterostructure to a superconductor opens new research and technology opportunities, including fundamental problems in mesoscopic superconductivity, scalable superconducting electronics, and new topological states of matter. One route towards topological matter is by coupling a 2D electron gas with strong spin-orbit interaction to an s-wave superconductor. Previous efforts along these lines have been adversely affected by interface disorder and unstable gating. Here we show measurements on a gateable InGaAs/InAs 2DEG with patterned epitaxial Al, yielding devices with atomically pristine interfaces between semiconductor and superconductor. Using surface gates to form a quantum point contact (QPC), we find a hard superconducting gap in the tunnelling regime. When the QPC is in the open regime, we observe a first conductance plateau at  $4e^2/h$ , consistent with theory. The hard-gap semiconductor-superconductor system demonstrated here is amenable to top-down processing and provides a new avenue towards low-dissipation electronics and topological quantum systems.

<sup>1</sup>Center for Quantum Devices and Station Q Copenhagen, Niels Bohr Institute, University of Copenhagen, Universitetsparken 5, 2100 Copenhagen, Denmark.

<sup>2</sup>Kavli Institute of Nanoscience, Delft University of Technology, PO Box 4056, 2600 GA Delft, The Netherlands. <sup>3</sup>QuTech, Delft University of Technology, PO Box 4056, 2600 GA Delft, The Netherlands. <sup>4</sup>AGH University of Science and Technology, Faculty of Physics and Applied Computer Science, Mickiewicza 30, 30-059 Kraków, Poland. <sup>5</sup>Department of Physics and Astronomy, University of British Columbia, Vancouver, British Columbia, Canada V6T1Z1. <sup>6</sup>Quantum Matter Institute, University of British Columbia, Vancouver, British Columbia, Canada V6T1Z4. <sup>7</sup>California NanoSystems Institute, University of California, Santa Barbara, California 93106, USA. † Present address: Physics Department, City College of the City University of New York, New York 10031, USA. Correspondence and requests for materials should be addressed to C.M.M. (email: marcus@nbi.dk).

Recent work on semiconductor nanowires has offered evidence for the existence of Majorana zero modes, a signature of topological superconductivity<sup>1–3</sup>. A characteristic of the first studies in this area was significant subgap tunnelling conductance (a so-called soft gap), attributed to disorder at the semiconductor–superconductor (Sm–S) interface<sup>4,5</sup>. In nanowires, the soft-gap problem was recently resolved by growing Al epitaxially on InAs nanowires, yielding greatly reduced subgap conductance<sup>6,7</sup>. Studies of Sm–S systems based on top-down processed gateable two-dimensional electron gases (2DEGs) coupled to superconductors have not explicitly addressed the soft-gap issue yet<sup>8,9</sup>. However experiments on such systems have demonstrated other theoretical predictions, such as quantization of critical current<sup>9–11</sup>, the retro-reflection property of Andreev scattering<sup>12</sup>, and spectroscopy of a gate-defined quantum dot with superconducting leads<sup>13,14</sup>, which do not require a hard proximity-induced gap in the semiconductor.

The two main results we present in this paper are both consequences of the transparent epitaxial Sm–S interface and overcome the soft gap problem for 2D electron gases. The first is a doubling of the the lowest quantized conductance plateau, from  $2e^2/h$  in the normal state to  $4e^2/h$  in the superconducting state, as predicted theoretically<sup>15</sup>. The second is a strong suppression of conductance for voltages smaller than the superconducting gap when the quantum point contact (QPC) is in the tunnelling regime—that is, the detection of a hard superconducting gap in a proximitized 2DEG. Conductance doubling arises from Andreev reflection transferring charge  $2e$  into the superconductor<sup>16</sup>. The hard gap reflects the absence of electronic states below the superconducting gap in the semiconductor. Using gate voltage to control the QPC, we measure conductance across the transition from weak tunnelling to the open-channel regime and find good (but not perfect) agreement with the theory of a normal-QPC–superconductor structure<sup>15</sup>.


## Results

**Properties of the 2DEG and the superconducting Al film.** The starting material is an undoped InAs/InGaAs heterostructure with epitaxial Al as a top layer, grown by molecular beam epitaxy<sup>17</sup>. A cross-sectional TEM showing a sharp epitaxial Sm–S interface is shown in Fig. 1a. In the devices reported here, the thickness of the InGaAs barrier was  $b = 10$  nm, and the Al film

thickness was  $a = 10$  nm. A Hall ball fabricated on the same wafer with the Al removed (see Methods) gave density  $n = 3 \times 10^{12} \text{ cm}^{-2}$  and mobility  $\mu = 10^4 \text{ cm}^2 \text{ V}^{-1} \text{ s}^{-1}$ , yielding a mean free path  $l_e \sim 230$  nm. In a similar wafer, weak anti-localization analysis gave a spin–orbit length  $l_{so} \sim 45$  nm (ref. 17). The Al film has a critical temperature  $T_c = 1.56$  K, corresponding to a gap  $\Delta_0 = 235 \mu\text{eV}$ , enhanced from the bulk value of Al, and consistent with other measurements on Al films of similar thickness<sup>18</sup>. The in-plane critical field of the Al film is  $B_c = 1.65$  T (ref. 17).

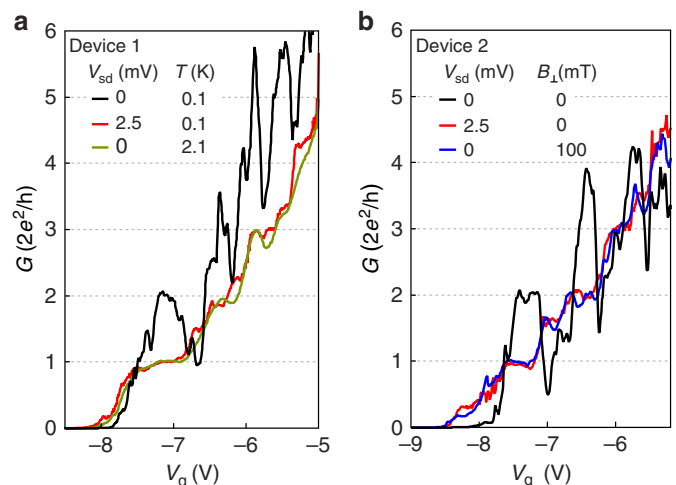
**Quantized conductance doubling.** A scanning electron micrograph of Device 1 is shown in Fig. 1b. The conductance of the QPC is tuned by negative voltages applied to the gates. The QPC is located  $\sim 150$  nm in front of the region where the Al film has not been removed. Figure 2 shows conductance traces for two lithographically similar QPCs. In the superconducting state, both devices show increased conductance at the plateau of the QPC and suppressed conductance below  $G \sim 0.8G_0$ , where  $G_0 \equiv 2e^2/h$ , relative to the normal state. This behaviour is the hallmark of Andreev reflection being the dominant conduction mechanism through the QPC<sup>15,19</sup>. Raising the temperature above the critical temperature of the Al film, applying an out-of-plane magnetic field, or applying a bias larger than the gap, all bring the lowest plateau back to  $2e^2/h$  (Fig. 2). The dip structure at the transition between conductance plateaus was also observed in a similar experiment on nanowires<sup>20</sup>, and is presumably caused by mode mixing due to disorder, leading to a reduction in transparency of the already open first channel. A constant contact resistance  $R_c \sim 1 \text{ k}\Omega$  has been subtracted in each viewgraph, a value chosen to move the first plateau in the normal state to  $G_0$ .

**Hard superconducting gap.** By further depleting the electron gas in the constriction, the device is operated as a tunnel probe of the local density of states in the InAs 2DEG. This technique has been applied to studying subgap properties of semiconductor nanowires coupled to superconductors<sup>1–3,6,21,22</sup>. In Fig. 3a, the



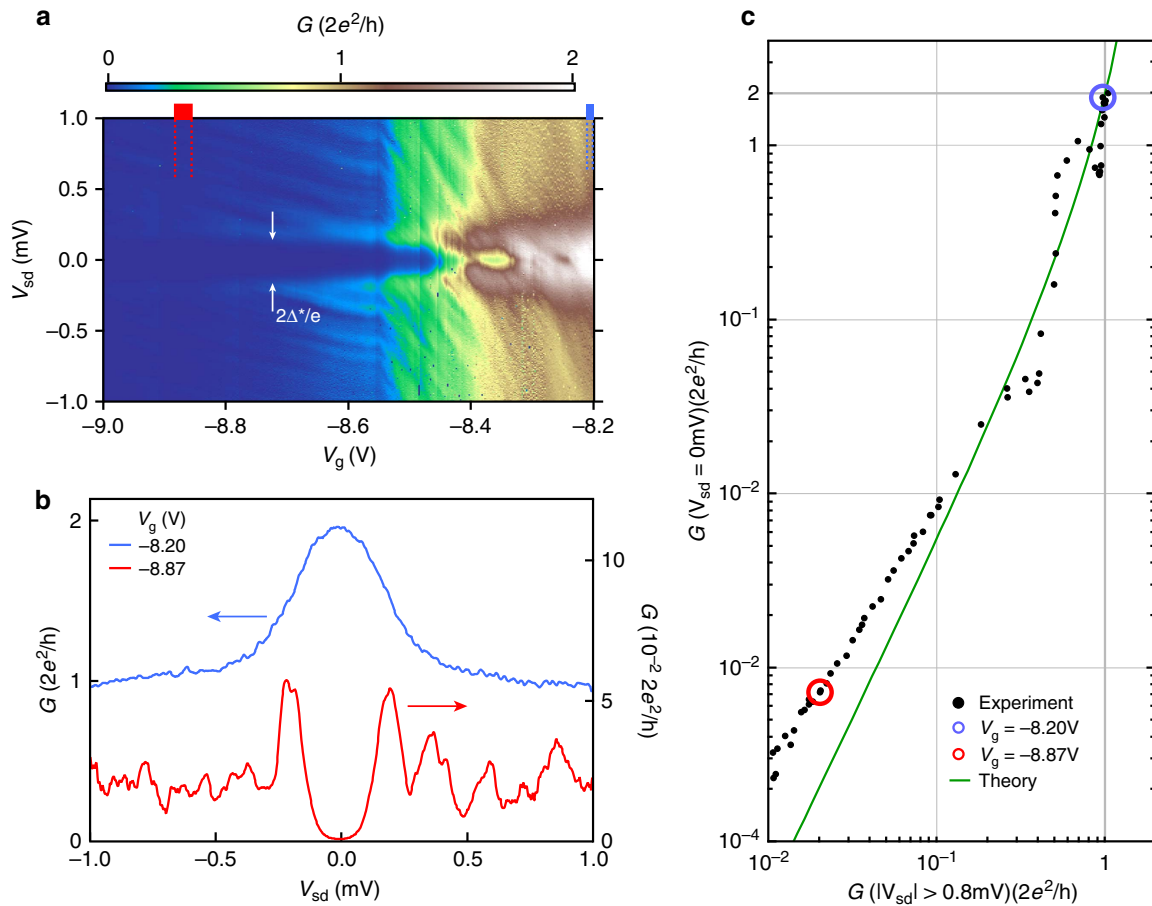
**Figure 1 | Epitaxial aluminium on InGaAs/InAs and device layout.**

(a) Cross-sectional transmission electron micrograph of epitaxial Al on InGaAs/InAs. On the wafer imaged here, the height of the InGaAs barrier is  $b = 5$  nm and Al film thickness  $a \sim 5$  nm. Scale bar, 5 nm. (b) False-colour scanning electron micrograph of Device 1 (see main text for details). Scale bar, 1  $\mu\text{m}$ .



**Figure 2 | Quantized conductance in the Andreev quantum point contact.**

(a) Differential conductance,  $G$ , as a function of gate voltage  $V_g$  at zero bias (black line), at source-drain bias larger than the gap (red line), and at elevated temperature (green line). At zero bias and base temperature, the first conductance plateau is at  $4e^2/h$ , double the value at higher temperature or bias. (b) The differential conductance in a second, lithographically identical device at zero bias (black line), at source-drain bias larger than the gap (red line), and in a magnetic field applied perpendicular to the plane of the chip (blue line).



**Figure 3 | Transition from  $4e^2/h$  conductivity to hard superconducting gap.** (a) Differential conductance,  $G$ , in Device 1 as a function of gate voltage  $V_g$  and source-drain voltage bias  $V_{sd}$ . (b) Vertical cuts in **a** in the tunnelling (red line) and one-channel (blue line) regime. Supplementary Figure 1 shows data from a lithographically similar device on a wafer with no InGaAs barrier (that is,  $b = 0$  nm) between the top layer Al and the InAs 2DEG. (c) Differential conductance at zero source-drain voltage,  $G(V_{sd} = 0 \text{ mV})$ , versus averaged differential conductance at finite source-drain voltage,  $G(|V_{sd}| > 0.8 \text{ mV})$ . Red and blue circles indicate data corresponding to cuts in **b**. Green line is the theoretically predicted conductance in an Andreev enhanced QPC (equation (1) with no fitting parameters).

QPC voltage is decreased to gradually transition from the one-channel regime, where the zero bias conductance is  $4e^2/h$ , to the tunnelling regime, where conductance is strongly suppressed for  $|V_{sd}| < 190 \mu\text{V}$ . From these measurements, the gap in the density of states of the InAs due to the proximity to the Al is estimated to be  $\Delta^* \sim 190 \mu\text{eV}$  (measured peak-to-peak). The value of  $\Delta^*$  is similar, but not identical, to the gap in the Al film as estimated from  $T_c$ , as discussed above.

In the case of perfect Andreev reflection from the superconductor/semiconductor interface, the conductance of one channel through a constriction proximal to the interface is given by

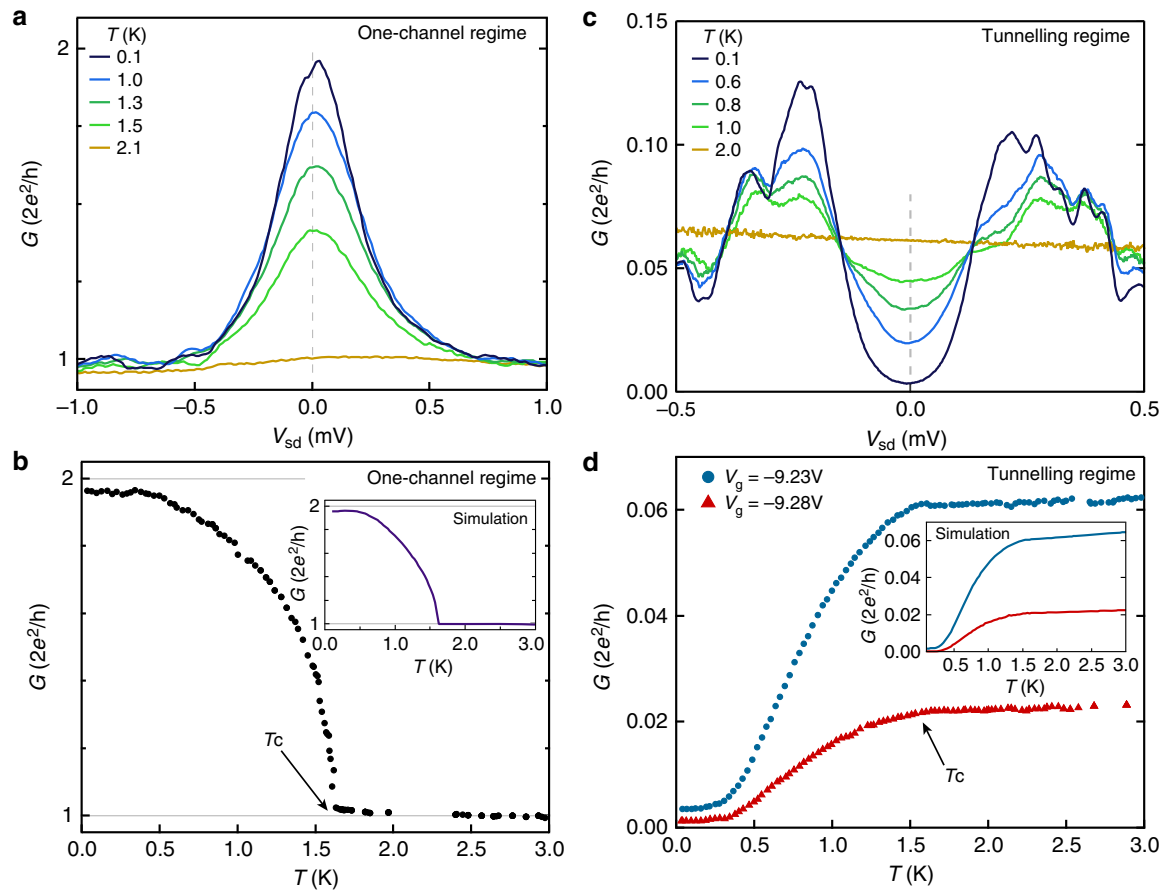
$$G_{ns} = 2G_0 \frac{G_{nn}^2}{(2G_0 - G_{nn})^2}, \quad (1)$$

where  $G_{ns}$  is the conductance when the film is superconducting, and  $G_{nn}$  is the conductance in the normal state<sup>15</sup>. In Fig. 3c, the prediction in equation (1) with no free parameters (green line) and experimental data are shown. Here,  $G_{nn}$  is the average conductance for  $|V_{sd}| > 0.8 \text{ mV}$ , justified by the equality of applying a bias and raising the temperature above  $T_c$ , as shown in Fig. 2a. Equation (1) is consistent with the data over two orders of magnitude in  $G_{ns}$ , indicating that the zero bias conductance up to  $4e^2/h$  is well described by the prediction of perfect Andreev reflection of a single QPC mode. Equation (1) represents the only

quantitative theory of the relation between subgap conductance and normal state conductance (that is, the hard gap) of which we are aware, and the agreement between equation (1) and the experiment in Fig. 3c leads to the designation of a hard gap in this superconductor–2DEG system. However, the systematic deviation between data and prediction in Fig. 3c for  $G_{ns} < 10^{-2} \times 2e^2/h$  could be a manifestation of a small remnant non-zero normal scattering probability.

The shapes of the conductance curves at  $eV_{sd} \lesssim \Delta^*$  in the tunnelling regime (red line in Fig. 3b) are smeared relative to the conventional Bardeen–Cooper–Schrieffer (BCS) density of states of a superconductor. This could be due to broadening of the BCS coherence peaks in the disordered superconducting film formed in the 2DEG under the Al<sup>23</sup>, a weak coupling between Al and 2DEG<sup>5</sup> or the layout of the tunnel probe relative to the proximitized 2DEG<sup>24–26</sup>.

**Temperature dependence of the density of states.** The temperature dependence of the conductance in the Andreev QPC is different in the one-channel and in the tunnel regime (Fig. 4). The one-channel regime (Fig. 4a,b) has a pronounced kink at  $T = T_c$ , presumably associated with the sudden onset of Andreev enhanced subgap conductance. In contrast, the temperature dependence in the tunnel regime (Fig. 4c,d) is smeared close to  $T_c$  due to thermally excited quasiparticles.



**Figure 4 | Temperature dependence of the enhanced subgap conductance and the hard superconducting gap.** (a) Differential conductance,  $G$ , as a function of source-drain bias voltage,  $V_{sd}$ , at five temperatures in the one-channel regime. See Supplementary Fig. 2a for similar data measured on a wafer with no InGaAs barrier between the top layer Al and the InAs 2DEG. (b) Temperature dependence at zero bias (corresponding to cut along the dashed, grey line in a) in the one-channel regime. (c) Similar measurement to a but in the tunnelling regime. (d) As in b for two different values of gate voltage,  $V_g$ , both in the tunnelling regime. Insets in b and d show results from numerical simulations (see Supplementary Figs 3–5 for more details on numerical results).

The temperature dependence is simulated (insets in Fig. 4) by calculating  $G = \int dE \mathcal{G}(E) \left( -\frac{\partial f}{\partial E} \right)$  where  $f$  is the Fermi function that accounts for thermal broadening. The conductance  $\mathcal{G}(E)$  is calculated by combining scattering matrices of electrons and holes in the normal region and Andreev reflection at the superconductor interface (details of the simulation are given in Methods). The scattering matrices are calculated using the numerical package Kwant<sup>27</sup>, and the simulation are performed using the device geometry from the micrograph in Fig. 1b. The temperature dependence of the gap is modeled with  $\Delta^*(T) = \Delta^* \sqrt{1 - (T/T_c)^2}$ , and the Andreev reflection amplitude is taken from ref. 15. The simulation shows good quantitative agreement with the data.

**Magnetic field dependence of the density of states.** To drive a superconductor/semiconductor device into a topological regime, one requirement is  $g\mu_B B > \Delta^*$ , while the native superconductor retains its gap. Figure 5 shows the in-plane magnetic field dependence of  $\Delta^*$ , from which an approximate critical field  $B_c^* \sim 300$  mT is extracted. A rough estimate of the  $g$ -factor can be inferred by assuming the critical  $B_c^*$  results from Zeeman energy surpassing the induced superconducting gap, that is  $g\mu_B B_c^* = \Delta^*$ , which yields  $g \sim 10$ , similar to the  $g$ -factor in bulk InAs. In Fig. 5d, the zero-bias conductance is shown for the two different in-plane directions, and the slight direction dependence of  $B_c^*$  could be due to an anisotropic  $g$ -factor in the InAs crystal lattice.

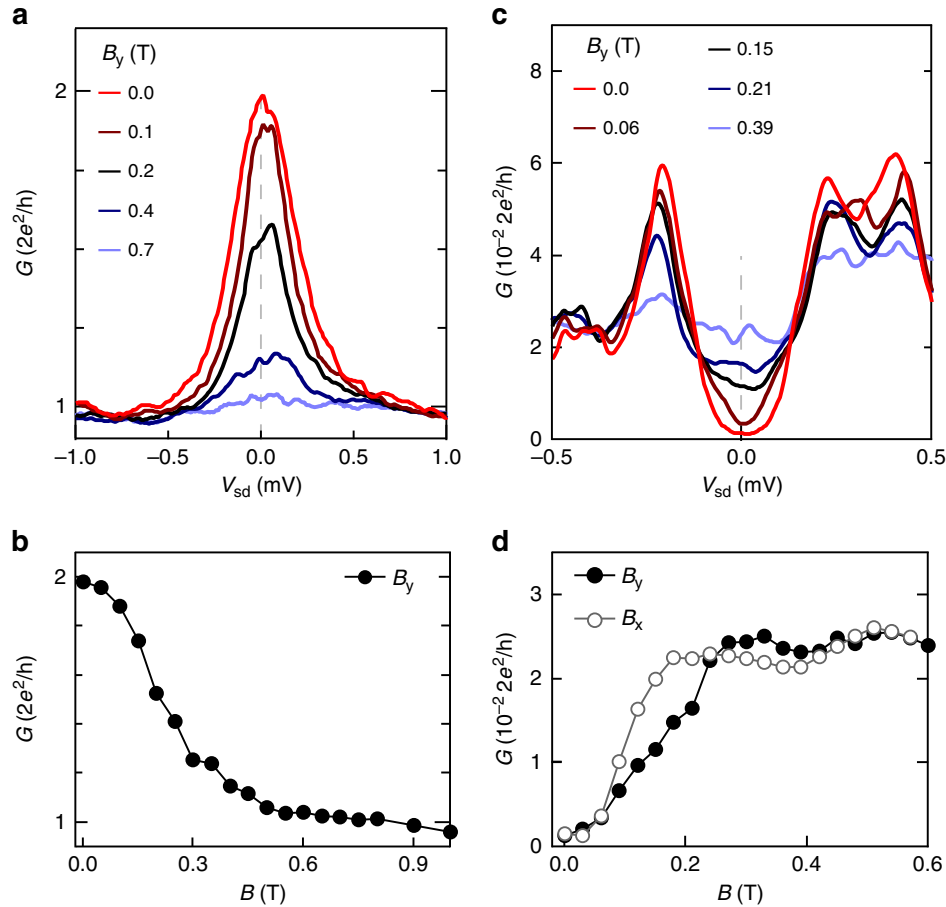
The induced gap in the 2DEG disappears at in-plane magnetic fields significantly smaller than the critical field of the Al film itself. The 2DEG has a strong spin–orbit interaction ( $l_{so} \sim 45$  nm), which, taken together with the intimate coupling to the superconductor, makes this material system a feasible candidate to realize topological superconducting devices. By using top-down fabrication techniques and the electrostatic gating demonstrated here, effective one-dimensional systems can be produced, in which an in-plane magnetic field can close the induced superconducting gap to reach a topological phase.

In conclusion, we observe quantization doubling through a QPC proximal to a superconductor/semiconductor interface, confirming a long-standing theoretical prediction<sup>15</sup>. Operated as a gate-tunable tunnel probe of the local density of states, the QPC shows a hard superconducting gap induced in the 2DEG. The magnetic field dependence of the induced gap compares favourably with the critical field of the superconducting film, opening possibilities to pursue topological states of matter in one-dimensional structures fabricated from epitaxial Al/2D InAs material.

## Methods

**Fabrication and measurement setup.** Ohmic contacts to the InAs electron gas are formed directly by the epitaxial Al. Mesa structures are patterned by standard III–V chemical etching techniques. The aluminium is etched using commercial Transene Aluminum Etch D. Subsequent to the selective Al etch, an insulating 40 nm  $\text{Al}_2\text{O}_3$  layer is deposited using atomic layer deposition and metallic gates (5 nm Ti/50 nm Au) are evaporated onto the device. The





**Figure 5 | In-plane magnetic field of the enhanced subgap conductance and the hard superconducting gap.** (a) Differential conductance,  $G$ , as a function of source-drain bias,  $V_{sd}$ , at several in-plane magnetic fields applied along the point contact constriction. (b) Zero-bias conductance as a function of the in-plane magnetic field,  $B_y$ . (c) Similar measurement to **a** but in the tunnelling regime. Supplementary Fig. 2b shows data on a lithographically similar device fabricated on a wafer with no InGaAs barrier between the top layer Al and InAs 2DEG (that is,  $b = 0$  nm). (d) As in **b** but in the tunnelling regime, for both in-plane directions ( $B_y$  is along and  $B_x$  is perpendicular to the constriction).

measurements were performed in a dilution refrigerator with a base-mixing chamber temperature  $T_{mc} \sim 30$  mK, using four-terminal lock-in techniques and DC measurements.

**Measurement details.** The data in Fig. 3 is measured in a DC setup, incrementing the voltage in steps of size  $3 \mu\text{V}$ . The data are smoothed over 10 steps and the derivative is calculated numerically to obtain the differential conductance. A constant contact resistance  $R_c = 800 \Omega$  is subtracted from the data, moving the conductance at  $V_g = -8.2$  V for  $V_{sd} > 0.8$  mV to  $2e^2/h$ . The four-terminal resistance of the device is  $R_d = 400 \Omega$  with  $V_g = 0$  V. The difference between  $R_c$  and  $R_d$  is most likely dominated by the change of resistivity near the gated region, when the gate is turned on, as well as the distance from the voltage probe to the QPC region. The voltage probes are located  $\sim 15 \mu\text{m}$  away from the QPC and the gates overlap the mesa over an area  $\sim 1.6 \mu\text{m}^2$ . The normal state conductance is calculated as the average of  $G(V_{sd})$  for  $V_{sd}$  in the range  $(\pm 0.8 \text{ mV}, \pm 1 \text{ mV})$ . The analysis is largely unaffected by changing the averaging window for values  $|V_{sd}| > 0.6$  mV. The cuts in Fig. 3b are taken by averaging over a 12 mV (30 mV) window in  $V_g$  for the one-channel (tunnelling) regime. Finally, each datapoint in Fig. 3c is calculated as the average over a 10 mV range in  $V_g$ .

**Model for numerical simulations.** We calculate the conductance of the junction in two steps. First, we determine the scattering properties of the normal region which we assume is a  $1.1 \mu\text{m}$  wide channel of length  $L$ , where we have taken dimensions from SEM in Fig. 1b. It is described by the spinless Hamiltonian,

$$H = \frac{\hbar^2 \mathbf{k}^2}{2m^*} + V_{\text{QPC}}(x, y) + V_d(x, y) - \mu. \quad (2)$$

We model the QPC as two rectangular gates located at  $X = 400$  nm, with the width  $2W$ , separated by the length  $2S$  and located at the distance  $d$  above

the 2DEG (see Supplementary Fig. 3 for illustration of  $W$  and  $S$ ). We calculate the potential generated by the QPC electrodes,  $V_{\text{QPC}}(x, y)$ , for the gate voltage  $V_g$  as follows<sup>28</sup>

$$\frac{V_{\text{QPC}}(x, y)}{-eV_g} = \frac{1}{\pi} \left[ \arctan\left(\frac{W+x-X}{d}\right) + \arctan\left(\frac{W-x+X}{d}\right) \right] - g(S+y, W+x-X) - g(S+y, W-x-X) - g(S-y, W+x-X) - g(S-y, W-x+X), \quad (3)$$

where

$$g(u, v) = \frac{1}{2\pi} \arctan\left(\frac{uv}{dR}\right), \quad (4)$$

and  $R = \sqrt{u^2 + v^2 + d^2}$ . The potential landscape of the simulation is shown in Supplementary Fig. 3.

We include disorder<sup>29</sup> by adding a random on-site energy  $V_d(x, y)$  distributed uniformly between  $-U_d/2$  and  $U_d/2$  where

$$U_d = \mu \sqrt{\frac{6\lambda_F^3}{\pi^3 \Delta x^2 l_e}}. \quad (5)$$

Due to limitation of the computational mesh resolution we exclude the disorder from the vicinity of the QPC and take  $U_d \neq 0$  only for  $x > 700$  nm.

We calculate the scattering matrix of the normal part of the junction for a particle at the energy  $\varepsilon$  as

$$S_N(\varepsilon) = \begin{pmatrix} r(\varepsilon) & t(\varepsilon) \\ t'(\varepsilon) & r'(\varepsilon) \end{pmatrix}, \quad (6)$$

using Kwant package<sup>27</sup> and discretizing the Hamiltonian in equation (2) on a mesh with the spacing  $\Delta x = \Delta y = 3$  nm. The quantities  $r(\varepsilon)$  and  $t(\varepsilon)$  denote reflection and transmission submatrices for a time-reversal symmetric system. In the second step, we combine the scattering matrices calculated for  $\varepsilon$  and  $-\varepsilon$  (that correspond to

electron and hole, respectively) with the matrix that accounts for the Andreev reflection at the superconductor interface

$$S_A = r_A \begin{pmatrix} 0 & r_p \\ r_p^* & 0 \end{pmatrix}, \quad r_p \equiv \begin{pmatrix} e^{i\phi} 1 & 0 \\ 0 & e^{-i\phi} 1 \end{pmatrix}, \quad (7)$$

where

$$r_A = \frac{\varepsilon}{\Delta(T)} - \text{sign}[\varepsilon + \Delta(T)] \sqrt{\frac{\varepsilon^2}{\Delta(T)^2} - 1}. \quad (8)$$

The latter equation describes the Andreev reflection amplitude<sup>15</sup> including the temperature-dependent pairing potential  $\Delta(T) = \Delta^* \sqrt{1 - (T/T_c)^2}$ . Finally, we calculate the conductance according to

$$G_{ns}(E) = \int d\varepsilon \mathcal{G}(\varepsilon) \left( -\frac{\partial f(E, \varepsilon)}{\partial \varepsilon} \right), \quad (9)$$

where  $f$  stands for the Fermi function

$$f(E, \varepsilon) = \frac{1}{e^{(\varepsilon - E)/k_B T} + 1}, \quad (10)$$

and where  $\mathcal{G}(\varepsilon) = N - \|r_e(\varepsilon)\|^2 + \|r_h(\varepsilon)\|^2$ .  $N$  is the number of modes in the normal lead. The quasielectron and quasihole reflection matrices are given by:

$$r_e(\varepsilon) = r(\varepsilon) + t'(\varepsilon) \frac{r_A r^{*s}(-\varepsilon)}{1 - r'(\varepsilon) \frac{r_A r^{*s}(-\varepsilon)}{r_A}} t(\varepsilon), \quad (11)$$

$$r_h(\varepsilon) = t'^s(-\varepsilon) \frac{1}{1 - r'(\varepsilon) \frac{r_A r^{*s}(-\varepsilon)}{r_A}} t(\varepsilon). \quad (12)$$

Additionally, the normal-state conductance is given by  $G_{nn} = \|t(\varepsilon=0)\|^2$ . Results of the simulations are shown in Supplementary Figs 3–5.

**Data availability.** All data presented in the main paper and supplement, as well as code used to generate simulations are available from the authors upon request.

## References

- Mourik, V. *et al.* Signatures of Majorana fermions in hybrid superconductor-semiconductor nanowire devices. *Science* **336**, 1003–1007 (2012).
- Das, A. *et al.* Zero-bias peaks and splitting in an Al-InAs nanowire topological superconductor as a signature of Majorana fermions. *Nat. Phys.* **8**, 887–895 (2012).
- Deng, M. T. *et al.* Anomalous zero-bias conductance peak in a Nb-InSb nanowire-Nb hybrid device. *Nano Lett.* **12**, 6414–6419 (2012).
- Takei, S., Fregoso, B. M., Hui, H.-Y., Lobos, A. M. & Das Sarma, S. Soft superconducting gap in semiconductor Majorana nanowires. *Phys. Rev. Lett.* **110**, 186803 (2013).
- Cole, W. S., Das Sarma, S. & Stanescu, T. D. Effects of large induced superconducting gap on semiconductor Majorana nanowires. *Phys. Rev. B* **92**, 174511 (2015).
- Chang, W. *et al.* Hard gap in epitaxial semiconductor-superconductor nanowires. *Nat. Nanotechnol.* **10**, 232–236 (2015).
- Higginbotham, A. P. *et al.* Parity lifetime of bound states in a proximitized semiconductor nanowire. *Nat. Phys.* **11**, 1017–1021 (2015).
- Amado, M. *et al.* Electrostatic tailoring of magnetic interference in quantum point contact ballistic Josephson junctions. *Phys. Rev. B* **87**, 134506 (2013).
- Irie, H., Harada, Y., Sugiyama, H. & Akazaki, T. Joseph-son coupling through one-dimensional ballistic channel in semiconductor-superconductor hybrid quantum point contacts. *Phys. Rev. B* **89**, 165415 (2014).
- Takayanagi, H., Akazaki, T. & Nitta, J. Observation of maximum supercurrent quantization in a superconducting quantum point-contact. *Phys. Rev. Lett.* **75**, 3533–3536 (1995).
- Bauch, T. *et al.* Correlated quantization of supercurrent and conductance in a superconducting quantum point contact. *Phys. Rev. B* **71**, 174502 (2005).
- Jakob, M. *et al.* Direct determination of the Andreev reflection probability by means of point contact spectroscopy. *Appl. Phys. Lett.* **76**, 1152–1154 (2000).
- Deon, F. *et al.* Quantum dot spectroscopy of proximity-induced superconductivity in a two-dimensional electron gas. *Appl. Phys. Lett.* **98**, 132101 (2011).
- Deon, F. *et al.* Proximity effect in a two-dimensional electron gas probed with a lateral quantum dot. *Phys. Rev. B* **84**, 100506 (2011).
- Beenakker, C. W. J. Quantum transport in semiconductor-superconductor microjunctions. *Phys. Rev. B* **46**, 12841–12844 (1992).
- Andreev, A. F. The thermal conductivity of the intermediate state in superconductors. *Sov. Phys. JETP*. **19**, 1228–1231 (1964).
- Shabani, J. *et al.* Two-dimensional epitaxial superconductor-semiconductor heterostructures: a platform for topological superconducting networks. *Phys. Rev. B* **93**, 155402 (2016).
- Chubov, P. N., Eremenko, V. V. & Pilipenko, Y. A. Dependence of the critical temperature and energy gap on the thickness of superconducting aluminum films. *JETP Lett.* **28**, 389–395 (1969).
- Mortensen, N. A., Jauho, A.-P., Flensberg, K. & Schomerus, H. Conductance enhancement in quantum-point-contact semiconductor-superconductor devices. *Phys. Rev. B* **60**, 13762–13769 (1999).
- Zhang, H. *et al.* Ballistic Majorana nanowire devices. Preprint at <http://arxiv.org/abs/1603.04069> (2016).
- Churchill, H. O. H. *et al.* Superconductor-nanowire devices from tunneling to the multichannel regime: zero-bias oscillations and magnetoconductance crossover. *Phys. Rev. B* **87**, 241401 (2013).
- Lee, E. J. H. *et al.* Spin-resolved Andreev levels and parity crossings in hybrid superconductor-semiconductor nanostructures. *Nat. Nanotechnol.* **9**, 79–84 (2014).
- Feigel'man, M. V. & Skvortsov, M. A. Universal broadening of the Bardeen-Cooper-Schrieffer coherence peak of disordered superconducting films. *Phys. Rev. Lett.* **109**, 147002 (2012).
- Gueron, S., Pothier, H., Birge, N. O., Esteve, D. & Devoret, M. H. Superconducting proximity effect probed on a mesoscopic length scale. *Phys. Rev. Lett.* **77**, 3025–3028 (1996).
- le Sueur, H., Joyez, P., Pothier, H., Urbina, C. & Esteve, D. Phase controlled superconducting proximity effect probed by tunneling spectroscopy. *Phys. Rev. Lett.* **100**, 197002 (2008).
- Cherkez, V. *et al.* Proximity effect between two superconductors spatially resolved by scanning tunneling spectroscopy. *Phys. Rev. X* **4**, 011033 (2014).
- Groth, C. W., Wimmer, M., Akhmerov, A. R. & Waintal, X. Kwant: a software package for quantum transport. *New J. Phys.* **16**, 063065 (2014).
- Davies, J. H., Larkin, I. A. & Sukhorukov, E. V. Modeling the patterned two-dimensional electron gas: electrostatics. *J. Appl. Phys.* **77**, 4504–4512 (1995).
- Ando, T. Quantum point contacts in magnetic fields. *Phys. Rev. B* **44**, 8017–8027 (1991).

## Acknowledgements

Research support by Microsoft Project Q, the Danish National Research Foundation. C.M.M. acknowledges support from the Villum Foundation. F.N. acknowledges support from a Marie Curie Fellowship (no. 659653). M.P.N. acknowledges support from ERC Synergy Grant. A.A. is supported by an ERC Starting Grant. M.W. and A.A. are supported by the Foundation for Fundamental Research on Matter (FOM) and the Netherlands Organization for Scientific Research (NWO/OCW) as part of the Frontiers of Nanoscience program. We are indebted to S. Kraemer for the TEM analysis, performed at the UCSB MRL Shared Experimental Facilities (NSF DMR 1121053), a member of the NSF-funded Materials Research Facilities Network.

## Author contributions

M.K., F.N., H.J.S. and C.M. conceived the experiment. M.K., F.N. and H.J.S. designed, fabricated and measured the devices and wrote the manuscript, with comments from all other authors. J.A.F. and K.F. provided input on interpretations. M.P.N., M.W. and A.R.A. developed theory and code for the simulations. The wafer was grown by J.S. and C.J.P.

## Additional information

**Supplementary Information** accompanies this paper at <http://www.nature.com/naturecommunications>

**Competing financial interests:** The authors declare no competing financial interests.

**Reprints and permission** information is available online at <http://npg.nature.com/reprintsandpermissions/>

**How to cite this article:** Kjaergaard, M. *et al.* Quantized conductance doubling and hard gap in a two-dimensional semiconductor-superconductor heterostructure. *Nat. Commun.* **7**:12841 doi: 10.1038/ncomms12841 (2016).



This work is licensed under a Creative Commons Attribution 4.0 International License. The images or other third party material in this article are included in the article's Creative Commons license, unless indicated otherwise in the credit line; if the material is not included under the Creative Commons license, users will need to obtain permission from the license holder to reproduce the material. To view a copy of this license, visit <http://creativecommons.org/licenses/by/4.0/>

© The Author(s) 2016