


Growing buildings

Personal stories

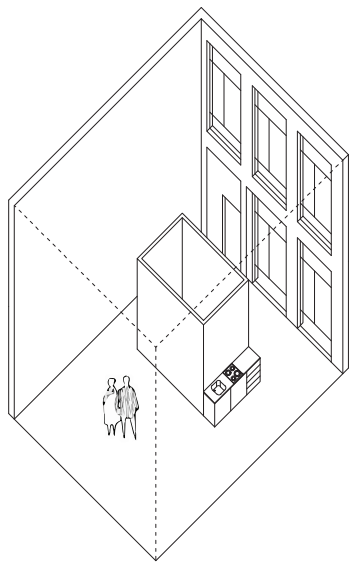
Kamila Waszkowiak



Emi & Rafał

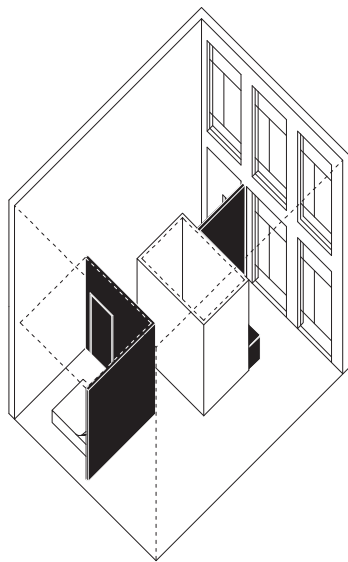


We really enjoy the space in our new apartment! We did not want clutter it, that's why we decided to put only bathroom in the middle and the adjacent kitchenette. Maybe in the future we will add more walls, but now it works for us perfectly!



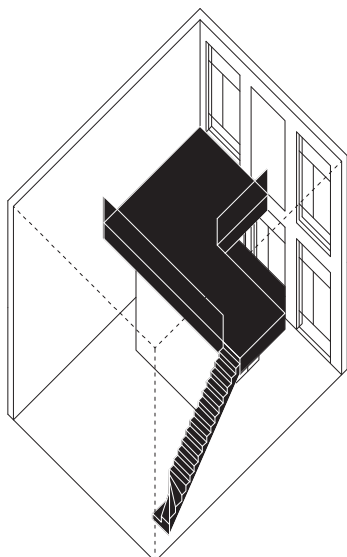
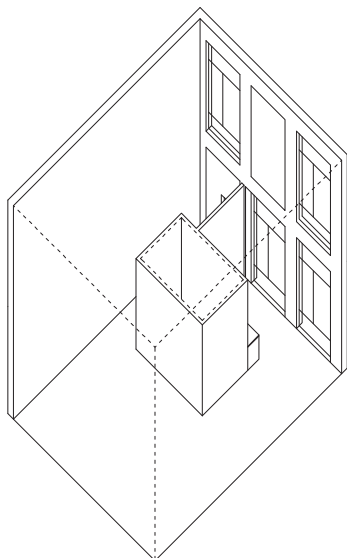
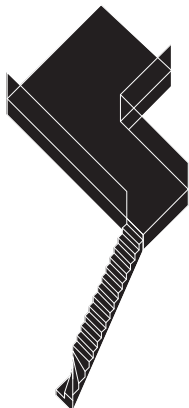


After a year living in our new apartment, we decided to make some changes. We divided the entrance and finally bought a new, long kitchen! We also decided to create a small bedroom for us - so we some more private space.



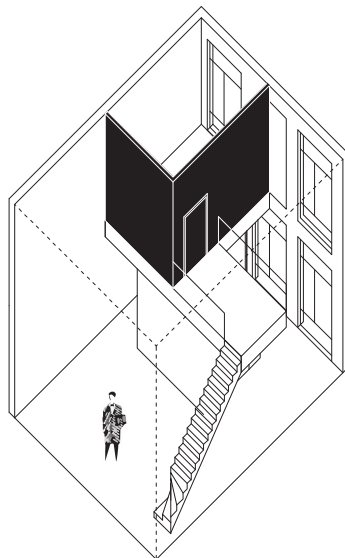
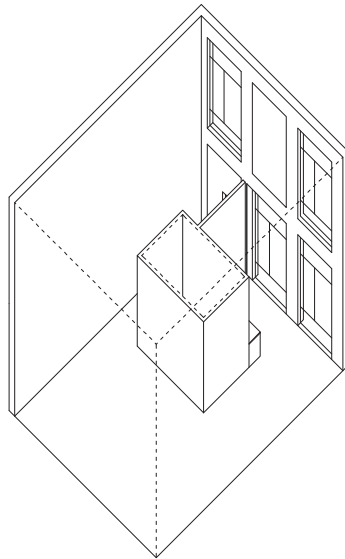
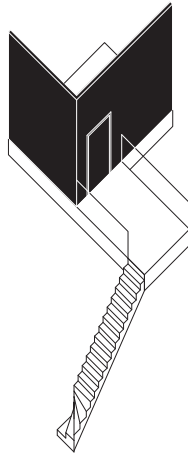


We really missed our big living room! We decided to make another modification. This time, we added an open mezzannino, where we put our bedroom. The view from there is amazing!



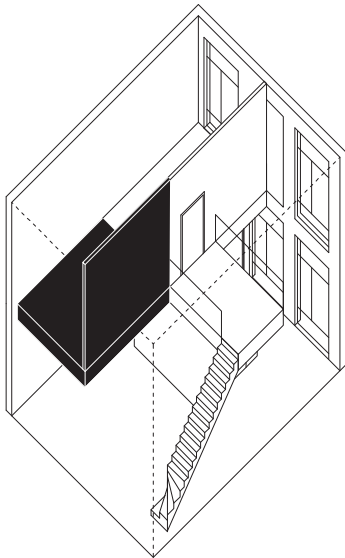
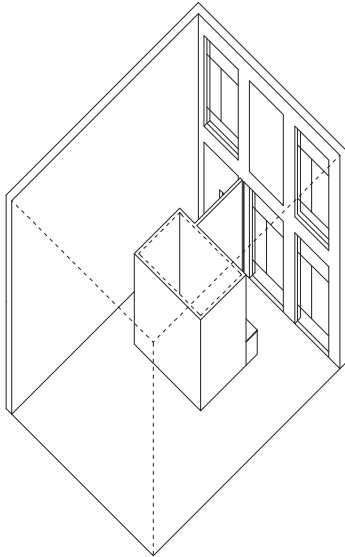
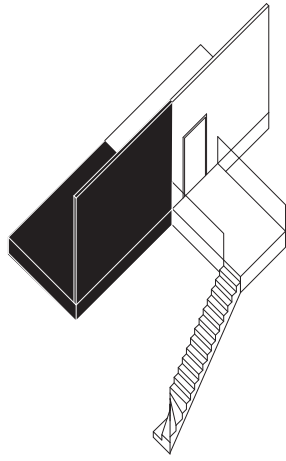


After some time, we saved some more money to enclose our bedroom. That made it so much more silent and comfortable!



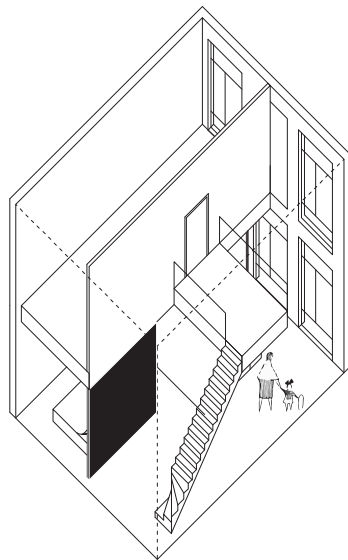
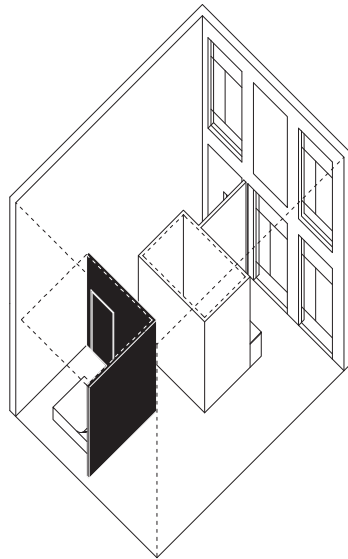
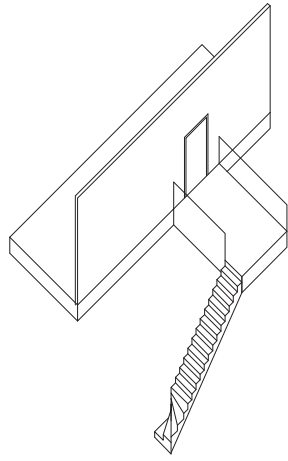



Good news! We are having a baby. We will need more space, so we decided to extend our mezzanino. Now it's one, big room, but we can divide it in the future into two bedrooms.





Our son is betting bigger, so we decided to add one more bedroom. After some debates, we settled on re-creating our first bedroom on the ground floor.






Barbara & Davide

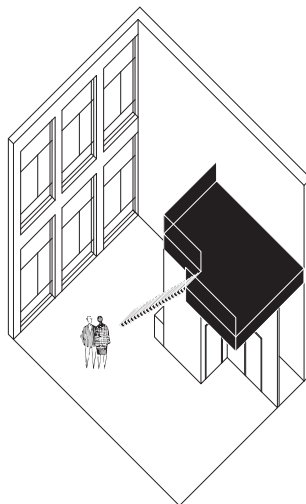

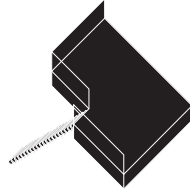


We decided to move in into double-height apartment with direct connection to the common garden. We put the bathrom to the side, to have a maximum open space.





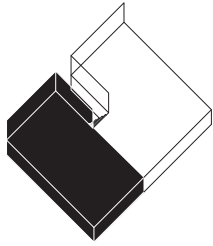


Soon after moving in, we create a mezzanino, to create our bedroom. What a view!





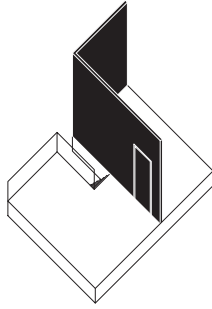


I decided to work from home, so we extended our bedroom, to create a space for an office.





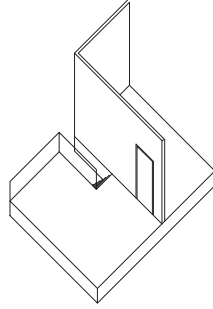


The idea of a home office on mezzanino was really good, but we decided to finally divide it from our bedroom. Now we don't feel like we have to work all day!



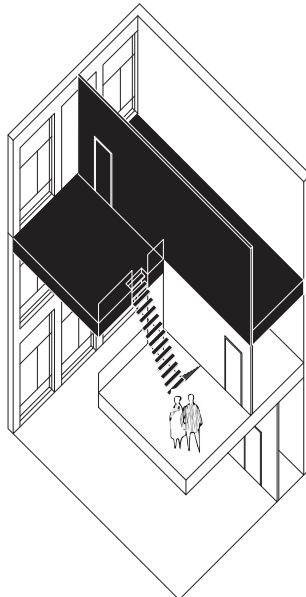

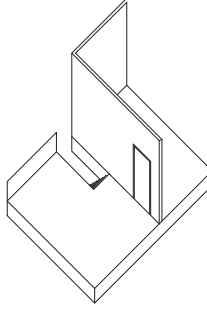
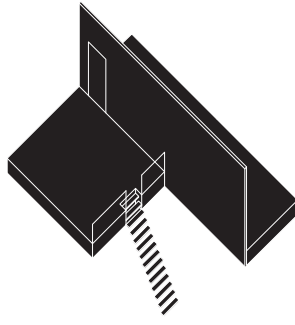



Great news! Our neighbours decided to reduce their apartment. We decided to re-buy part of their space, directly above us.






We added our second mezzanino! Now our office is clearly divided from our living room and bedroom. And its so spacious and sunny here!

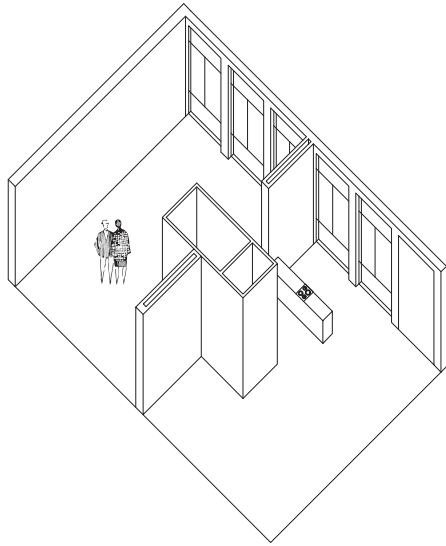





Paulina & Marek

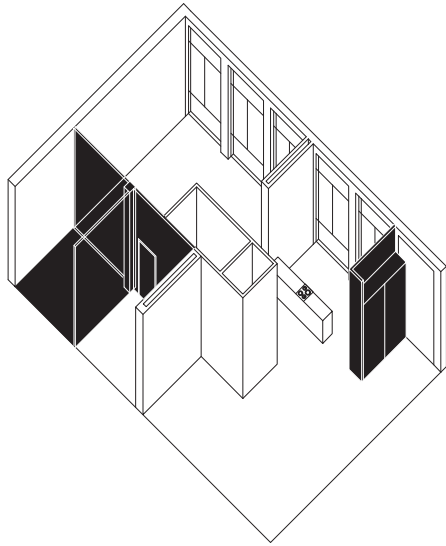



We decided to get an apartment on one floor, with a view on the common garden. We started by putting bathroom and the toilet in the middle. We want all to have all possible windows!



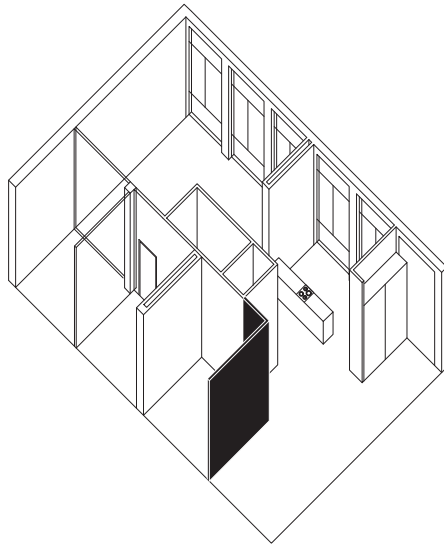



We don't have a direct connection to the garden, so we decided to add a loggia to our apartment, just between the living room and our new bedroom. We also decided to enclose the entrance, adding extra storage space.



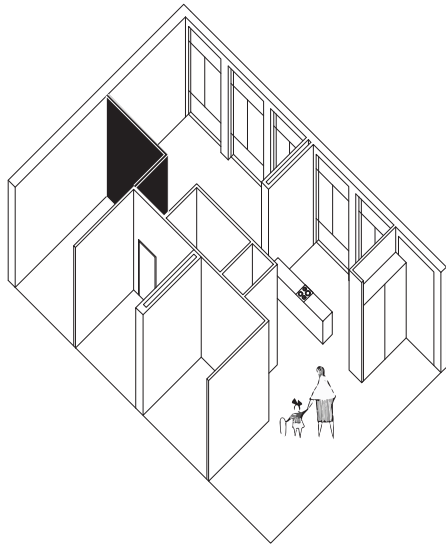



We need to add a new room, for your baby girl! We decided to do this by reducing the dinning room.







We are having a second child! We decided to get rid of the loggia, to make some place for our new, bigger bedroom.





Our oldest is moving out, but Marek's mum is moving in. We decided to create a separated space for her, with her own entrance and a bathroom. She will have her privacy, but she will share the kitchen and the living room with us.





We miss our loggia, but we don't want to make any more changes to the layout. That's why we decide to add a long balcony on our south facade. Now it's perfect!

