

## Development of a single-stage mainstream anammox process using a sponge-bed trickling filter

Watari, Takahiro; Vazquez, Carlos Lopez; Hatamoto, Masashi; Yamaguchi, Takashi; van Lier, Jules B.

**DOI**

[10.1080/09593330.2020.1720309](https://doi.org/10.1080/09593330.2020.1720309)

**Publication date**

2020

**Document Version**

Final published version

**Published in**

Environmental Technology (United Kingdom)

**Citation (APA)**

Watari, T., Vazquez, C. L., Hatamoto, M., Yamaguchi, T., & van Lier, J. B. (2020). Development of a single-stage mainstream anammox process using a sponge-bed trickling filter. *Environmental Technology (United Kingdom)*, 42 (2021)(19), 3036-3047. <https://doi.org/10.1080/09593330.2020.1720309>

**Important note**

To cite this publication, please use the final published version (if applicable). Please check the document version above.

**Copyright**

Other than for strictly personal use, it is not permitted to download, forward or distribute the text or part of it, without the consent of the author(s) and/or copyright holder(s), unless the work is under an open content license such as Creative Commons.

**Takedown policy**


Please contact us and provide details if you believe this document breaches copyrights. We will remove access to the work immediately and investigate your claim.

***Green Open Access added to TU Delft Institutional Repository***

***'You share, we take care!' - Taverne project***

**<https://www.openaccess.nl/en/you-share-we-take-care>**

Otherwise as indicated in the copyright section: the publisher is the copyright holder of this work and the author uses the Dutch legislation to make this work public.




## Development of a single-stage mainstream anammox process using a sponge-bed trickling filter

Takahiro Watari, Carlos Lopez Vazquez, Masashi Hatamoto, Takashi Yamaguchi & Jules B. van Lier


To cite this article: Takahiro Watari, Carlos Lopez Vazquez, Masashi Hatamoto, Takashi Yamaguchi & Jules B. van Lier (2021) Development of a single-stage mainstream anammox process using a sponge-bed trickling filter, *Environmental Technology*, 42:19, 3036-3047, DOI: [10.1080/09593330.2020.1720309](https://doi.org/10.1080/09593330.2020.1720309)

To link to this article: <https://doi.org/10.1080/09593330.2020.1720309>

 View supplementary material [↗](#)

 Published online: 04 Feb 2020.

 Submit your article to this journal [↗](#)

 Article views: 135

 View related articles [↗](#)

 View Crossmark data [↗](#)

 Citing articles: 5 View citing articles [↗](#)



## Development of a single-stage mainstream anammox process using a sponge-bed trickling filter

Takahiro Watari<sup>a,b,c</sup>, Carlos Lopez Vazquez<sup>b</sup>, Masashi Hatamoto<sup>a</sup>, Takashi Yamaguchi<sup>a</sup> and Jules B. van Lier<sup>b,d</sup>

<sup>a</sup>Department of Civil and Environmental Systems Engineering, Nagaoka University of Technology, Nagaoka, Japan; <sup>b</sup>Environmental Engineering and Water Technology Department, UNESCO-IHE, Delft, The Netherlands; <sup>c</sup>Department of Chemical Engineering, Hanoi University of Science and Technology, Hanoi, Vietnam; <sup>d</sup>Faculty of Civil Engineering and Geosciences, Department of Water Management, Delft University of Technology, Delft, The Netherlands

### ABSTRACT

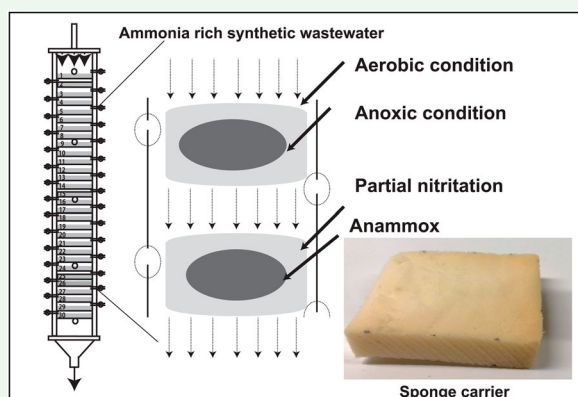
Anaerobic ammonia oxidation to nitrogen gas using nitrite as the electron acceptor (anammox process) is considered a cost-effective solution for nitrogen removal after an anaerobic pre-treatment process. In this study, we conducted a laboratory-scale experiment to develop a single-stage partial nitrification–anammox process in a sponge-based trickling filter (STF) reactor, inoculated with anammox sludge, simulating the treatment of anaerobically pretreated concentrated domestic sewage without mechanical oxygen control. The influent ammonia concentration was  $100 \text{ mg-N-L}^{-1}$ . The  $K_L a$  of the STF reactor was higher than those observed for conventional activated sludge processes. The STF reactor performed at  $89.8 \pm 8.2\%$  and  $42.7 \pm 16.9\%$  ammonia and TN removal efficiency, respectively, with a nitrogen loading rate of  $0.55 \pm 0.20 \text{ kg-N-m}^{-3}\cdot\text{day}^{-1}$  calculated based on sponge volume. Microbial community analysis of the STF-retained sludge indicated that both autotrophic and heterotrophic nitrogen removal occurred in the reactor.

### ARTICLE HISTORY

Received 28 September 2019  
Accepted 15 January 2020

### KEYWORDS

Autotrophic nitrogen removal; sponge-based trickling filter; microbial community analysis




### Highlights

- A single-stage mainstream anammox process is feasible in a sponge-bed reactor.
- The sponge-bed reactor has high oxygen transfer without external aeration.
- The STF reactor removed  $89.8 \pm 8.2\%$  of ammonia and  $42.7 \pm 16.9\%$  of TN.
- Nitrogen removal was due to the coexistence of nitrifiers, denitrifiers, and anammox bacteria.

### 1. Introduction

Anaerobic treatment processes have been used widely for sewage and industrial wastewater treatment due to their high organic removal efficiencies and low operational costs (e.g. [1]). However, the effluent of an anaerobic treatment process contains residual organic compounds and mineralised nutrients, i.e. ammonium and phosphates. Thus, additional post-treatment processes for the anaerobic treatment system are required to meet local discharge standards.

**CONTACT** Takahiro Watari  [watari@vos.nagaokaut.ac.jp](mailto:watari@vos.nagaokaut.ac.jp); [nut113359@gmail.com](mailto:nut113359@gmail.com)  Department of Civil and Environmental Systems Engineering, Nagaoka University of Technology, 1603-1, Kamitomioka, Nagaoka, 940-2188, Niigata, Japan; Environmental Engineering and Water Technology Department, UNESCO-IHE, PO Box 3015, 2601 DA Delft, The Netherlands; Department of Chemical Engineering, Hanoi University of Science and Technology, No. 1 Dai Co Viet, Hanoi, Vietnam

 Supplemental data for this article can be accessed <https://doi.org/10.1080/09593330.2020.1720309>

© 2020 Informa UK Limited, trading as Taylor & Francis Group

In the search for cost-effective solutions for treatment of municipal sewage, the sponge-based trickling filter (STF) reactor is regarded one of the most promising systems for post-treatment of anaerobic effluents [2–4]. Machdar et al. [5] first proposed using sponges as a carrier material for biomass retention in biological trickling filters. Currently, six types of sponge carriers have been developed and evaluated for their process performance in sewage treatment [2,6–9]. The STF reactor is characterised by a high biomass retention capacity in the sponge carrier and extremely low excess sludge production without external aeration [6,10,11]. In addition, the sponge medium supports high microbial diversity on its surface and in its inner section [10,12]. Recent studies on microbial community structure in the sponge-retained sludge have demonstrated the presence of anaerobic ammonia oxidation (anammox) bacteria, suggesting that both aerobic ammonia oxidation and the anammox process occur simultaneously [13,14].

A partial nitrification–anammox process consists of two consecutive reactions: ammonium is partially oxidised to nitrite under oxygen-limited aerobic conditions by ammonium oxidising organisms (AOO) and, subsequently, the remaining ammonium reacts with nitrite to form nitrogen gas anaerobically by anammox bacteria. Compared to the conventional nitrification–denitrification process, autotrophic nitrogen removal consumes 60% less oxygen, does not require any chemical oxygen demand (COD) for the denitrification step, and produces 80% less excess sludge [15]. In addition, Cao et al. [15] reported that more than 200 full-scale facilities have been operating successfully in the world. However, the existing partial nitrification–anammox processes require complex dissolved oxygen (DO) control, which increases capital investment and operation costs. The application of partial nitrification in STF reactors was studied by Chuang et al. [16], Uemura et al. [17], and Guillén et al. [18]. Chuang et al. [16] attained partial nitrification in the STF reactor by controlling oxygen conditions using an air pump. Guillén et al. [18] studied partial nitrification under natural air circulation and showed the great potential of autotrophic nitrogen removal in STF reactors with easy operational methods. Additionally, anammox bacteria were successfully cultivated in the closed STF reactor, which performed at about 75% total nitrogen (TN) removal efficiency, applying a short hydraulic retention time (HRT) of 1 h [19]. An STF reactor has several advantages for applying the partial nitrification–anammox process. Experimental results showed that DO transitioned from 7.5 mg-O<sub>2</sub>·L<sup>-1</sup> in the surface layers of the sponge carrier to about 0.2 mg-O<sub>2</sub>·L<sup>-1</sup> in the inner layer [20]. The large

surface area can lead to an increased biomass retention capacity [8], and the difference in DO level in the sponge carrier as well as the large surface area can result in long solids retention times (SRT), favouring the accumulation of slow-growing organisms. The high biomass hold-up can potentially result in a high microbial conversion capacity at short HRTs [18].

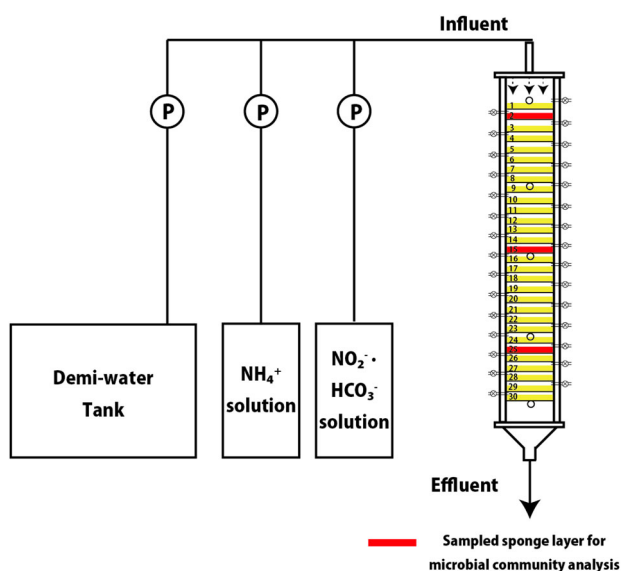
The transfer of oxygen from air to wastewater is subject to biological aerobic treatment and plays a crucial role in an oxygen-limited partial nitrification–anammox process. Uemura et al. [21] examined the overall volumetric oxygen transfer coefficient  $K_L a$  of the downflow hanging sponge (DHS) reactor by supplying deoxygenated water from the top of the device. The  $K_L a$  values of the DHS support media without external aeration ranged from 0.56 to 4.88 1 min<sup>-1</sup>, surpassing those of other mechanically aerated processes.

This research aimed to develop a single-stage partial nitrification–anammox process in an STF reactor as a low-cost post-treatment process using a synthetic substrate to simulate an ammonia-rich effluent (100 mg of ammonia) from an upflow anaerobic sludge blanket (UASB) reactor treating domestic sewage at 30°C. Our research group previously examined autotrophic nitrogen removal over nitrite in the STF reactor with activated sludge inoculation [18]. In the present research, pure anammox sludge was used for STF inoculation, and the in-growth of ammonium oxidisers without mechanical oxygen control. In addition, the oxygen mass transfer of the STF reactor and the microbial community structure of the retained sludge were evaluated.

## 2. Materials and methods

### 2.1. Experimental set-up

Figure 1 shows a schematic diagram of the STF reactor used in this study. The STF reactor was made of transparent acrylic glass with a height of 60.5 cm. The total volume of the STF reactor was 2.5 L. The horizontally layered sponge carriers were made of polyurethane sponge slabs (BVB Substrates, De Lier, The Netherlands). The sponge void ratio and sponge density were 98% and 28 kg·m<sup>-3</sup>, respectively. The thickness of the sponge carriers was 0.75 cm. The sponge volume of the STF reactor was 991 cm<sup>3</sup>, and the HRT was calculated based on the sponge volume. The STF reactor was operated at 30°C in a temperature-controlled room. Air circulation across the sponge medium was facilitated through lateral openings located above each sponge layer. Synthetic wastewater was fed from the top of the reactor with a water distributor.



**Figure 1.** Schematic diagram of sponge-based trickling filter reactor.

## 2.2. Synthetic wastewater

During phase 1, ammonia and nitrite were fed to the reactor to stabilise and further cultivate the anammox bacteria in the sponge bed. The composition of the media was based on the work of Guillén et al. [18]. It contained the following per 1 L of demineralised water: (i) ammonium feed: 2.98 g  $\text{NH}_4\text{Cl}$ , 0.77 g  $\text{MgSO}_4 \cdot 7\text{H}_2\text{O}$ , 0.39 g  $\text{KH}_2\text{PO}_4$ , 4.69 g  $\text{CaCl}_2 \cdot 2\text{H}_2\text{O}$ ; (ii) nitrite feed: 3.85 g  $\text{NaNO}_2$ , 0.18 g  $\text{FeSO}_4 \cdot 7\text{H}_2\text{O}$ , 19.5 g  $\text{KHCO}_3$ , 0.18 g 2-NaEDTA, and 1.25 mL of trace element solution. The trace element solution contained the following per litre: 15 g  $\text{C}_{10}\text{H}_{12}\text{K}_2\text{Mg N}_2\text{O}_8 \cdot 2\text{H}_2\text{O}$ , 0.43 g  $\text{ZnSO}_4 \cdot 7\text{H}_2\text{O}$ , 0.24 g  $\text{CoCl}_2 \cdot 6\text{H}_2\text{O}$ , 0.99 g  $\text{MnCl}_2 \cdot 4\text{H}_2\text{O}$ , 0.25 g  $\text{CuSO}_4 \cdot 5\text{H}_2\text{O}$ , 0.22 g  $\text{Na}_2\text{MoO}_4 \cdot 2\text{H}_2\text{O}$ , 0.19 g  $\text{NiCl}_2 \cdot 6\text{H}_2\text{O}$ , 0.1076 g  $\text{Na}_2\text{SeO}_4$ , 0.014 g  $\text{H}_3\text{BO}_3$ , 0.05 g  $\text{NaWO}_4 \cdot 2\text{H}_2\text{O}$ .

At phase 2, ammonium was supplied as the sole substrate to achieve autotrophic nitrogen removal. The composition of the substrates used per 1 L of demineralised water was the following: (i) in the ammonium-rich feed: 5.97 g  $\text{NH}_4\text{Cl}$ , 0.77 g  $\text{MgSO}_4 \cdot 7\text{H}_2\text{O}$ , 0.39 g  $\text{KH}_2\text{PO}_4$ , 4.69 g  $\text{CaCl}_2 \cdot 2\text{H}_2\text{O}$ ; (ii) in the bicarbonate feed: 0.18 g  $\text{FeSO}_4 \cdot 7\text{H}_2\text{O}$ , 19.53 g  $\text{KHCO}_3$ , 0.18 g NaEDTA, and 1.25 mL of trace element solution. During phase 3, the ammonia concentration was adjusted to  $80\text{ mg-N}\cdot\text{L}^{-1}$  to simulate less concentrated sewage.

## 2.3. Operational conditions and inoculation

At the beginning of this study, 300 ml of anammox sludge obtained from a lab-scale anammox membrane bioreactor (MBR) was used for inoculation [22]. The mixed liquor suspended solids (MLSS) of the seed

**Table 1.** Operational conditions for sponge-based trickling filter.

Day		Phase 1 1–25	Phase 2 26–97	Phase 3 98–181
Flow rate	$\text{L}\cdot\text{day}^{-1}$	$9.6 \pm 0.5$	$10.6 \pm 2.4$	$7.1 \pm 2.2$
HRT	hours	$2.5 \pm 0.2$	$2.4 \pm 0.7$	$2.7 \pm 1.3$
Ammonia	$\text{mg-N}\cdot\text{L}^{-1}$	$52 \pm 3.6$	$133 \pm 27$	$79 \pm 19$
NLR	$\text{kg-N}\cdot\text{m}^{-3}\cdot\text{day}^{-1}$	$0.48 \pm 0.03$	$1.47 \pm 0.27$	$0.55 \pm 0.20$

anammox sludge was  $510 \pm 50\text{ mg}\cdot\text{L}^{-1}$ . After 21 days of operation, activated sludge from a full-scale sewage treatment plant (Harnaschpolder, Delft, The Netherlands) was added as a secondary inoculum (MLSS:  $6,400 \pm 300\text{ mg}\cdot\text{L}^{-1}$ ). A summary of the operating conditions is shown in Table 1. The nitrogen loading rate (NLR) was calculated based on the sponge volume and influent ammonia concentration.

## 2.4. Analytical methods

The influent and effluent of the STF reactor were collected for routine analysis. pH was measured with a pH metre (Model ProfiLine 3310, WTW, Germany). DO concentrations of influent and effluent were measured by a portable DO metre (Oxi 3320, WTW). Nitrite-nitrogen ( $\text{NO}_2\text{-N}$ ) and nitrate-nitrogen ( $\text{NO}_3\text{-N}$ ) concentrations were measured by ion chromatography (ICS-1000, Thermo Scientific). Ammonia-nitrogen ( $\text{NH}_4^+\text{-N}$ ) was analysed using a spectrometer (Lambda 365, Perkin Elmer). The MLSS and MLVSS of the retained sludge were measured using standard methods [23].

## 2.5. Evaluation of oxygen mass transfer in the STF reactor

The oxygen transfer coefficient ( $K_La$ ) was measured to evaluate the oxygen supply to the microorganisms in the sponge bed media following the method of Uemura et al. [21]. Deionised water was stored in a 100 L tank, sparged with nitrogen gas to remove oxygen (70 min), and then supplied from the top of the STF reactor. The STF reactor was operated for 2 h in order to stabilise the water flow in the reactors before measuring DO concentrations. The DO concentration in the sponge bed was measured using a micro DO electrode (Unisense). The DO electrode was fixed using an iron stand to be able to measure the DO concentrations on the surface of the sponge bed.  $K_La$  is a coefficient indicating the ability of aeration tanks and other devices to transfer oxygen from the gas phase to the liquid phase per time unit. This parameter has been used frequently to evaluate aeration tanks in the conventional activated sludge process.  $K_La$  was calculated with the following

equation [21,24].

$$K_L a = 1/t \times \ln (C_s \cdot (C_s - C_t)^{-1}) \quad (1)$$

$C_s$ : saturated DO concentration ( $\text{mg}\cdot\text{L}^{-1}$ )  $C_t$ : DO concentration in the effluent at time  $t$  ( $\text{mg}\cdot\text{L}^{-1}$ )

The oxygenation capacity of STF reactor was calculated with the following equation.

$$\text{Oxygenation capacity} = K_L a \times (C_s - C_t) \quad (2)$$

$C_s$ : saturated DO concentration ( $\text{mg}\cdot\text{L}^{-1}$ )  $C_t$ : DO concentration in the effluent at time  $t$  ( $\text{mg}\cdot\text{L}^{-1}$ )

The oxygen consumption rate of ammonia and nitrite oxidation were calculated based on the theoretical oxygen demands of  $3.43 \text{ mg}\cdot\text{O}_2\cdot\text{mg}^{-1} \text{ NH}_4^+\text{-N}^{-1}$  and  $1.14 \text{ mg}\cdot\text{O}_2\cdot\text{mg}^{-1} \text{ NO}_2^-\text{-N}^{-1}$  from the  $\text{NH}_4^+\text{-N}$  and  $\text{NO}_2^-\text{-N}$  removal rate.

## 2.6. Massively parallel 16s rRNA gene sequence

The microbial community structures of the seed sludge and STF retained sludge on day 181 were analysed based on 16S rRNA gene sequencing. The sludge sample was collected from the 2nd (upper part), 15th (middle part), and 25<sup>th</sup> sponge media (bottom part) (Figure 1). The retained sludge was extracted from the sponge media, gently washed with phosphate buffered saline (PBS), and stored at  $-20^\circ\text{C}$  until DNA was extracted. DNA extraction was performed using a FastDNA Spin Kit for Soil (MP Biomedicals). Polymerase chain reaction (PCR) amplification of 16S rRNA genes was performed with the universal forward primer Univ515F (5'-GTG CCA GCM GCC GCG GTA A-3') and the universal reverse primer Univ806R (5'-GGA CTA CHV GGG TWT CTA AT-3') for whole bacteria and archaea [25]. Purification of the PCR products was conducted using a QIAquick PCR Purification Kit (Qiagen). Massive parallel 16S rRNA gene sequencing was carried out using the MiSeq Reagent Kit v. 2 with the MiSeq System (Illumina). Sequence data analysis was conducted using the QIIME software package v. 1.7.0 [26]. Operational taxonomic units (OTUs) were classified at the 97% sequence identity. Taxonomic classification was determined using the Greengenes Database v. 13\_5. The related strains of the representative sequences were identified using a web-based BLAST search in the NCBI database.

## 3. Results and discussion

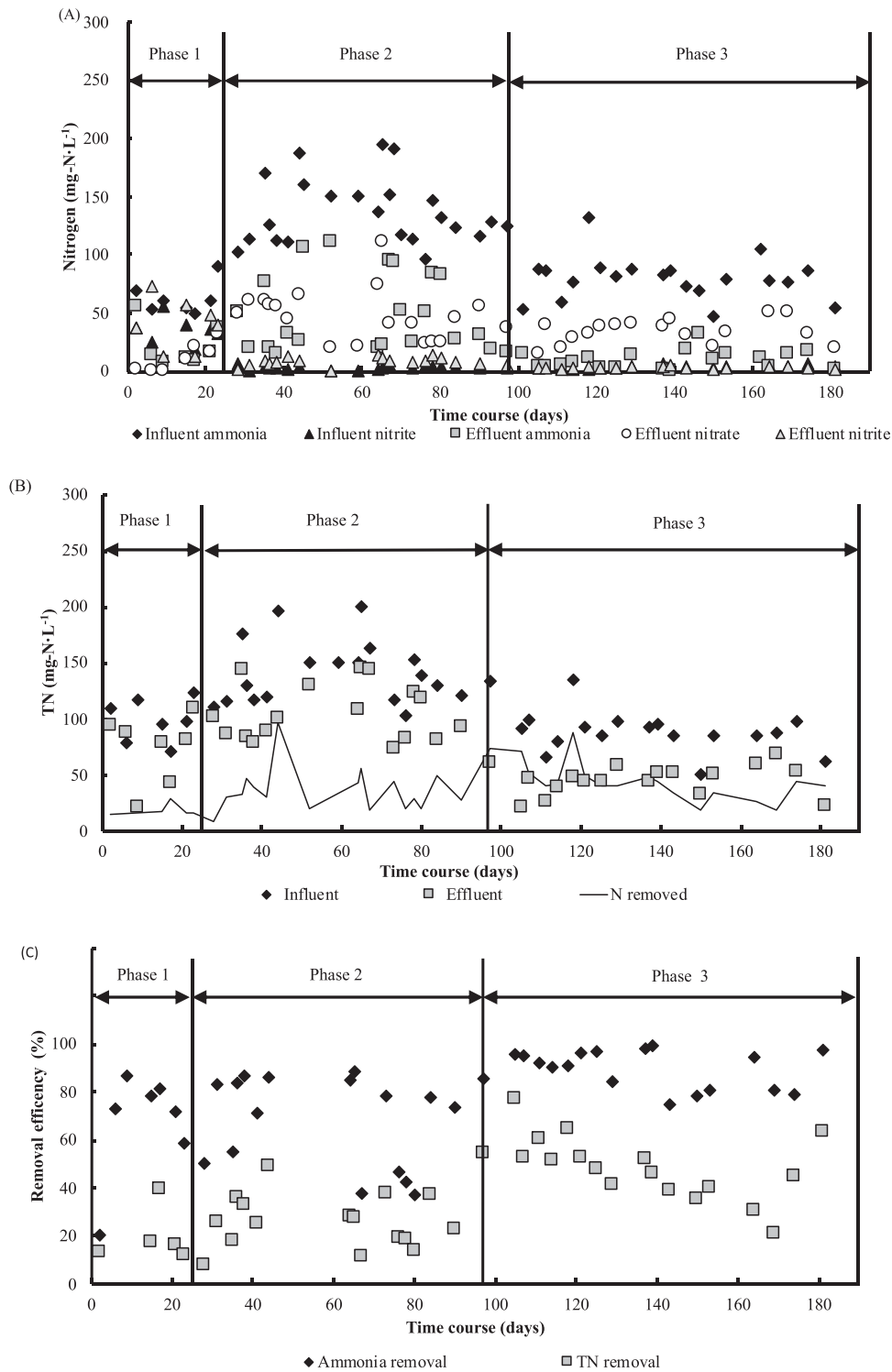
### 3.1. Nitrogen removal performance

Figure 2 shows the process performance of the STF reactor during the entire experimental period. During

phase 1, ammonia and nitrite were fed to the reactor to stabilise and further grow the anammox bacteria in the sponge bed. After 6 days of operation, the ammonia removal efficiency reached 70% despite that the DO level in the influent was maintained at about  $1.0 \text{ mg}\cdot\text{L}^{-1}$  (Table S-1). The rapid growth of nitrifiers in the STF reactor under low DO concentrations was also observed in previous studies in our lab [18]. The average influent and effluent ammonia concentrations were  $62.3 \pm 13.9 \text{ mg}\cdot\text{N}\cdot\text{L}^{-1}$  and  $21.6 \pm 17.6 \text{ mg}\cdot\text{N}\cdot\text{L}^{-1}$ , respectively. The ammonia and TN removal efficiencies during this phase were  $67.4 \pm 22.4\%$  and  $18.0 \pm 5.6\%$ , respectively. The production of nitrite indicated that most of the ammonia was oxidised to nitrite by AOO, but the anammox bacteria were not yet active (Table S-1).

In phase 2, ammonia was supplied as the sole N source to attain a partial nitrification–anammox process in the STF reactor. The DO concentration of the effluent was about  $0.3 \pm 0.2 \text{ mg}\cdot\text{O}_2\cdot\text{L}^{-1}$  in this operational phase. Chuang et al. [16] reported that effective partial nitrification was observed in a closed DHS reactor when the reactor was operated at  $0.42 \text{ mg}\cdot\text{O}_2\cdot\text{L}^{-1}$ . The ammonia concentrations in the influent and effluent in phase 2 were  $135 \pm 28.4 \text{ mg}\cdot\text{N}\cdot\text{L}^{-1}$  and  $40.2 \pm 27.8 \text{ mg}\cdot\text{N}\cdot\text{L}^{-1}$ , respectively. The STF reactor performance showed a high ammonia removal efficiency of  $70.0 \pm 19.1\%$  and an ammonia removal rate of  $0.97 \pm 0.29 \text{ kg}\cdot\text{N}\cdot\text{m}^{-3}\cdot\text{day}^{-1}$  at an NLR of  $1.41 \pm 0.27 \text{ kg}\cdot\text{N}\cdot\text{m}^{-3}\cdot\text{day}^{-1}$  under oxygen limited conditions. These values are much higher than those observed by Tawfik et al. [27], who reported a nitrification rate of  $0.22 \pm 0.07 \text{ kg}\cdot\text{N}\cdot\text{m}^{-3}\cdot\text{day}^{-1}$  in a DHS reactor that was installed as post-treatment system of a UASB reactor treating municipal sewage. On the other hand, the results of Chuang et al. [16], who operated a closed DHS reactor with an ammonia-rich synthetic substrate, showed high ammonia removal rates of  $1.46 \text{ kg}\cdot\text{N}\cdot\text{m}^{-3}\cdot\text{day}^{-1}$ . However, their TN removal efficiency was as low as  $28.1 \pm 12.1\%$ . Table 2 shows pH, DO, and nitrogen concentration profiles in the STF reactor on day 92. The DO concentration on the sponge carrier surface was mostly below  $0.5 \text{ mg}\cdot\text{O}_2\cdot\text{L}^{-1}$ . Machdar et al. [20] found a DO concentration of  $0.2 \text{ mg}\cdot\text{O}_2\cdot\text{L}^{-1}$  at the 1 cm depth of the inner part of the sponges inside a DHS reactor. Thus, with regard to the prevailing oxygen concentrations, STF-retained sponges created favourable conditions for partial nitrification and the anammox process. The pH of the medium was immediately decreased from 8.5 to 7.5 in the upper part of the reactor, likely due to the ongoing ammonium oxidation. A similar pH drop in the top part of the reactor, which was concomitant with high microbial activity, was also observed in our





**Figure 2.** Time course of (A) ammonia, nitrate, and nitrite, (B) TN, and (C) ammonia and TN removal efficiency during the entire experimental periods.

previous study [18]. Although both nitrite and ammonium were present in the effluent, no effective nitrogen removal was observed at the bottom part of the reactor. Our previous research also found low nitrogen removal in the bottom part of the STF reactor [18]. At the bottom part of the STF reactor, the pH was

about 7.2–7.4. Jaroszynski et al. [28] noted that in the pH range of 7–8, the decrease in anammox activity was independent of pH and related only to the concentration of free ammonia ( $\text{NH}_3$ ). The free ammonia concentration at the bottom of the STF reactor was calculated to be below  $1.0 \text{ mg-N}\cdot\text{L}^{-1}$ , and this concentration was lower



**Table 2.** pH, dissolved oxygen, ammonia, nitrite and nitrate concentration inside STF reactor at day 92.

Unit	Distance from top of reactor cm	pH	DO mg-L <sup>-1</sup>	Ammonia mg-N-L <sup>-1</sup>	Nitrite mg-N-L <sup>-1</sup>	Nitrate mg-N-L <sup>-1</sup>
Influent	0.0	8.6	0.2	128.0	1.7	3.9
Layer 10	16.7	7.6	0.1	67.9	8.5	27.7
Layer 20	35.2	7.4	0.5	11.0	2.8	53.6
Effluent	54.0	7.0	0.2	19.0	5.0	51.1

than the inhibitory free ammonia concentration reported in a previous study [29]. Nonetheless, anammox bacteria did not grow and accumulate at the bottom part of the STF reactor in our present research and further research is required to optimise a partial nitrification–anammox process in a single-stage STF reactor.

In order to simulate less concentrated sewage, the NLR was decreased to  $0.55 \pm 0.20 \text{ kg-N}\cdot\text{m}^{-3}\cdot\text{day}^{-1}$  at phase 3 by reducing the influent ammonia concentration and flow rate. During this phase, the ammonia removal efficiency was as high as  $89.8 \pm 8.2\%$  and the effluent ammonia concentration was  $7.8 \pm 6.1 \text{ mg-N}\cdot\text{L}^{-1}$ . The decrease in both the influent ammonium concentration and NLR apparently were more compatible with the available nitrification capacity of the system. Nevertheless, the nitrogen removal efficiency only increased to a maximum of 63.5% during the final part of this phase. This nitrogen removal efficiency was similar to that in our previous study in which we inoculated the reactor with activated sludge [18].

### 3.2. Oxygen mass transfer in the STF reactor

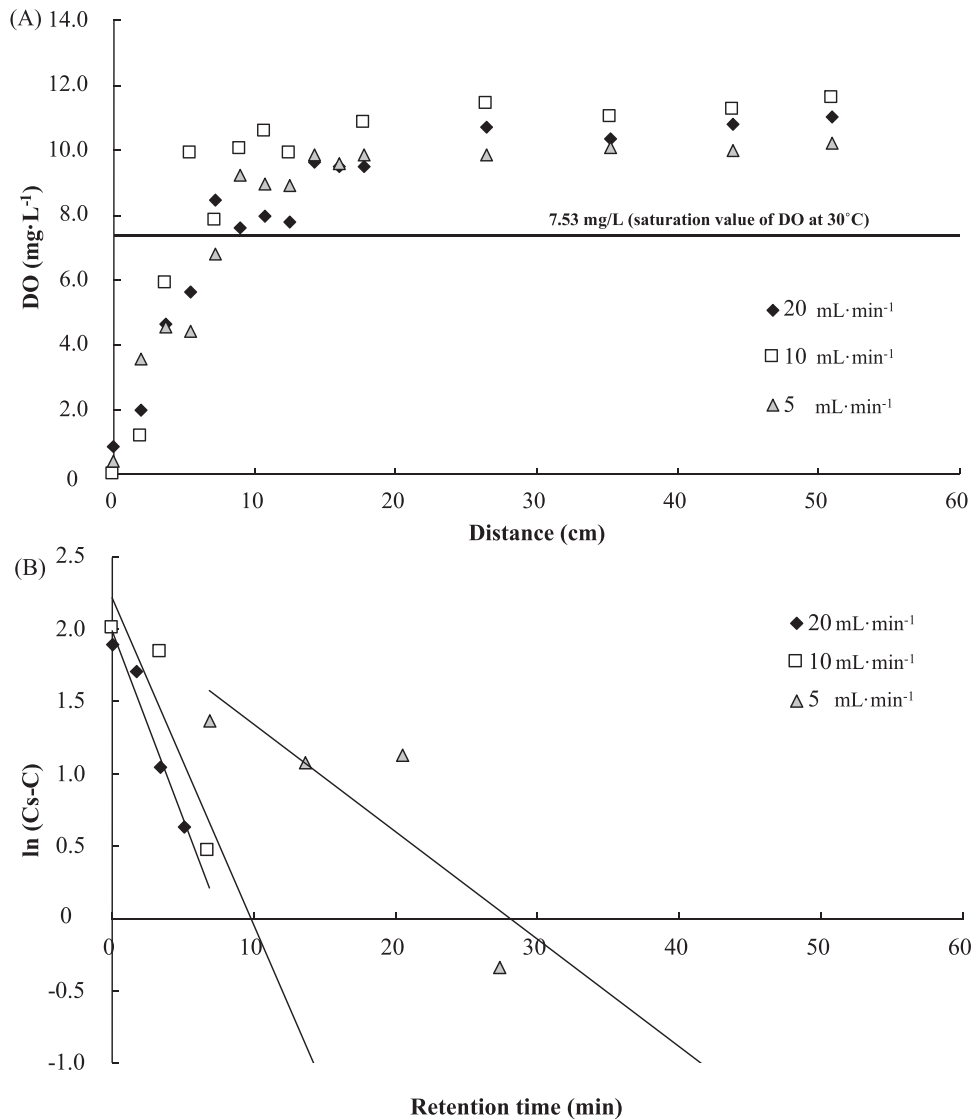
Before starting the experiment, the oxygen transfer coefficient of the STF reactor was assessed to determine the proper conditions for the partial nitrification–anammox process. Figure 3 (A) shows the DO profile when supplying oxygen-free water to the STF reactor at an influent flow rate of 5, 10, and 20 ml·min<sup>-1</sup>. The DO of the water reached saturation within the 4th sponge layer (distance: 7.5 cm) in the entire experiment. Uemura et al. [21] also reported such quick oxygen acquisition in the DHS reactor. This result shows that the STF reactor has great potential for enhanced oxygen transfer.

The  $K_La$  was calculated to evaluate the ability to supply oxygen to the microorganisms in the used STF reactor (Figure 3 (B)). The  $K_La$  values at an influent flow rate of 20, 10, and 5 ml·min<sup>-1</sup> were 0.259, 0.226, and 0.074 1 min<sup>-1</sup>, respectively. The assessed  $K_La$  values in the lab-scale STF reactor were lower than those in most convective diffusion-based DHS reactors, but they were higher or similar to those of the conventional activated sludge process [21].

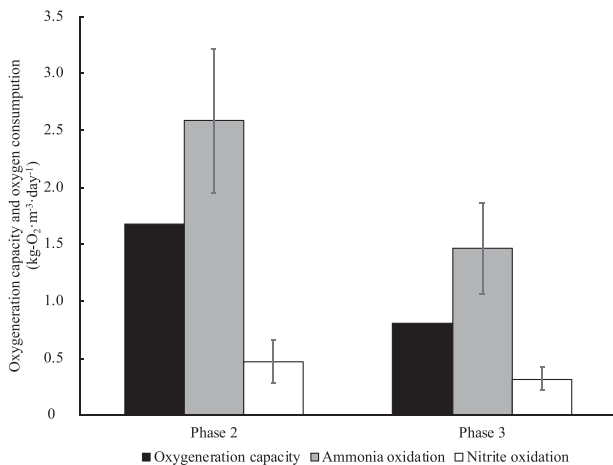
The oxygenation capacity of the STF reactor and average oxygen consumption rate in phase 2 and phase 3, calculated based on ammonia and nitrite oxidation, are shown in Figure 4. The oxygenation capacities of the STF reactor at phase 2 and phase 3, calculated based on the flow rate and the  $K_La$  values, were 1.68 and 0.81 kg-O<sub>2</sub>·m<sup>-3</sup>·day<sup>-1</sup>, respectively. However, the oxygen consumption rates for ammonia and nitrite oxidation at phase 2 were estimated to be around  $2.58 \pm 0.64 \text{ kg-O}_2\cdot\text{m}^{-3}\cdot\text{day}^{-1}$  and  $1.46 \pm 0.40 \text{ kg-O}_2\cdot\text{m}^{-3}\cdot\text{day}^{-1}$ , respectively, i.e. two times higher than the calculated oxygen transfer capacity of the STF reactor. (Figure 4). Courtens et al. [30] also noted that physical data alone can provide misleading information on oxygen transfer rate and pointed out the importance of biological activity in the total oxygen transfer. Garcia-Ochoa and Gomez [31] assessed an enhancement factor used for estimating the increase in oxygen transfer capacity resulting from biological activity. The enhancement factor of rotating biological contactors was as high as 10 [30]. Therefore, the difference in oxygen transfer capacity and oxygen consumption could be ascribed to the actual biochemical oxygen consumption in the STF reactor. The total oxygen consumption rate of this reactor was similar to that of previous studies [2,5,32,33]. The oxygen consumption for ammonia oxidation had the largest variation of  $2.58 \pm 0.64 \text{ kg-O}_2\cdot\text{m}^{-3}\cdot\text{day}^{-1}$  during phase 2 and phase 3 (Figure 4). Hatamoto et al. [33] also reported that ammonia oxidation showed the highest variation due to the low oxygen affinity of ammonia-oxidising organisms and the lower free energy change of the ammonia oxidation reaction compared with acetate, propionate, methane, and sulfide oxidation. By using the oxygenation capacity of the bioreactor and actual oxygen consumption rate as a benchmark, a proper STF reactor for the partial nitrification–anammox process can be designed.

### 3.3. Retained sludge in STF reactor

The biomass development in the sponge carriers was visually inspected periodically. Higher biomass growth and accumulation were observed in the top part of the reactor. A similar phenomenon was also observed in our previous study [18] and was considered to be related to the non-limited availability of substrate and the presence of inoculum at the upper sponge layers. During the entire experimental periods, there was no biomass wash-out from the sponge layers. At the end of the experiment, the retained sludge mass in the sponge bed was determined (Figure 5). The highest sludge concentrations of 145.4 mg-MLSS·L<sup>-1</sup> and 82.2 mg-MLVSS·L<sup>-1</sup> were found in the top part of the



**Figure 3.** (A) DO concentrations and (B)  $K_{La}$  in sponge media at different flow rates.

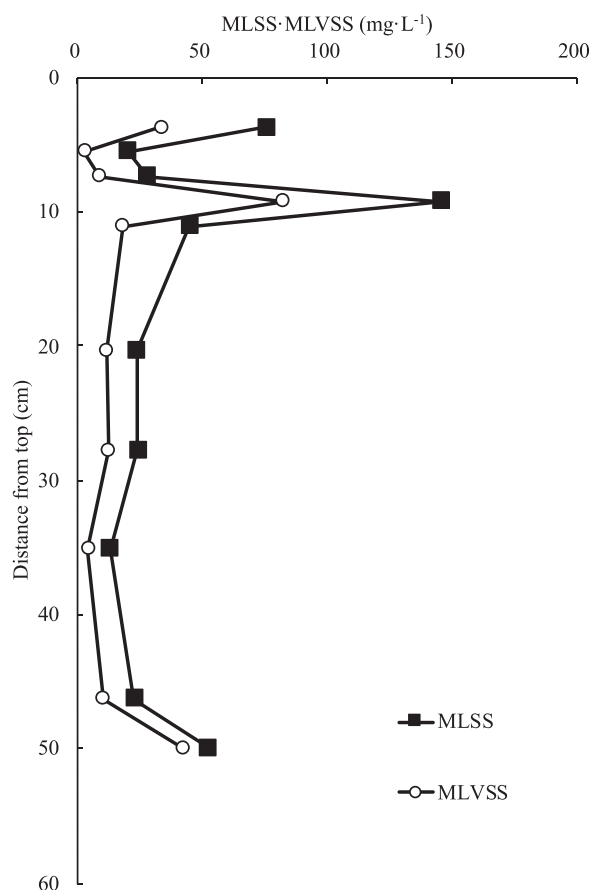


**Figure 4.** Oxygenation capacity of STF reactor and oxygen consumption of ammonia oxidation and nitrite oxidation at phase 2 and phase 3. The error bars indicate the standard deviation.

reactor (sponge layer No. 6). However, the concentrations of retained sludge were considerably lower than in previous studies [14,27,34]. This low biomass concentration was likely the main reason for the observed low TN removal efficiency in this STF reactor.

### 3.4. Microbial community structure of STF reactor

The microbial community structures of the seed sludges and the STF-retained sludge were investigated using 16S rRNA gene-based massively parallel sequencing analysis at the end of the experiment (Table 3). A total of 55,387 sequence reads were analysed based on the 16S rRNA gene sequence, and the median length of the 16S rRNA sequence was 251 bp. These gene sequences were then assigned to conduct downstream analyses and 794 (anammox seed sludge), 3,213 (activated seed



**Figure 5.** Retained sludge concentration in STF reactor at the end of the experiment.

sludge), 1,063 (5<sup>th</sup> layer), 1,370 (15<sup>th</sup> layer), and 766 (25<sup>th</sup> layer) OTUs were obtained at the sequence identity threshold. Species richness was also characterised by Chao values, and the Shannon value was used to represent the diversity, shown in Table 3. It was observed that the seed activated sludge had the highest richness and diversity. The Shannon indices in the STF reactor

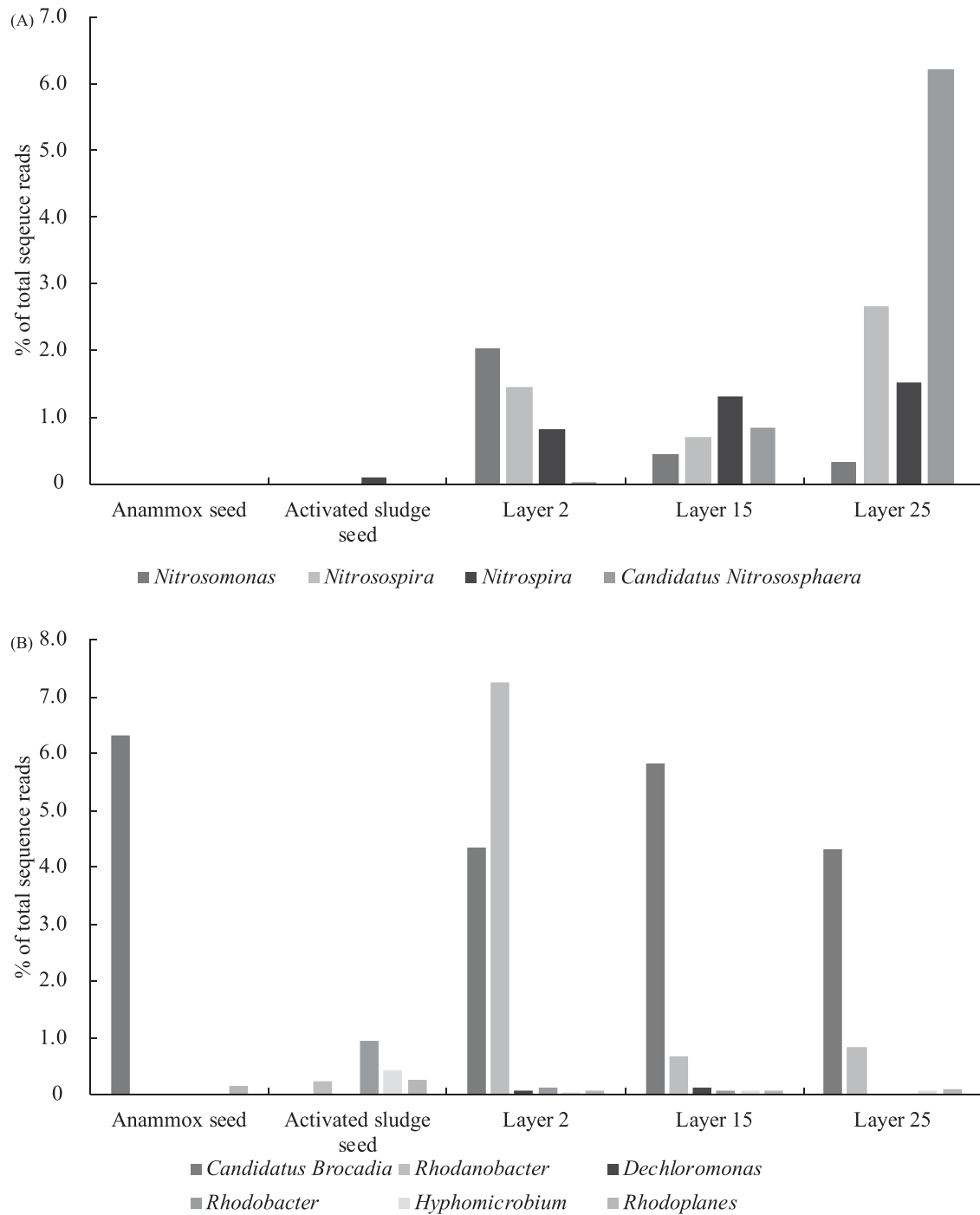
ranged from 6.17 to 6.83. These values were the same or lower than those of the conventional DHS reactor [35] and other sewage treatment plants [36].

The dominating phyla of the STF-retained sludge were *Proteobacteria*, *Acidobacteria*, and *Firmicutes*, which are frequently found in the DHS reactor treating sewage [12]. The phylum *Proteobacteria*, which is important in relation to the nitrification process, was most dominant in the retained sludge. The functional group of ammonia oxidising bacteria is represented by organisms affiliated with the Beta- and Gamma- *Proteobacteria* [37]. Beta-*Proteobacteria* was the most dominant in the STF reactor and Beta-*Proteobacteria* ammonia oxidising bacteria (AOB) *Nitrosospira* and *Nitrosomonas* belong to this bacterial group.

Figure 6 shows the dominant nitrifying organisms in the seed sludge and STF-retained sludge. The abundances of nitrifying bacteria in the anammox and activated seed sludge were low, but AOB were detected in all layers of the STF reactor at the end of the experiment. Within the AOB, *Nitrosomonas* accounted for 2.0–0.3% of the total reads and was most abundant in layer 2. Kubota et al. [12] and MacConell et al. [13] reported that within the microbial community structure of the DHS reactor treating sewage, AOB was highly detected in the lower part of the reactor. The difference in AOB abundance over the height of the DHS in their work was likely related to the concentration of organic matter in their influent. In contrast, our results show highest AOB abundance in the upper part of the DHS, which is related to the use of a synthetic substrate without any organic content. On the other hand, the ammonia oxidising archaea (AOA) *Candidatus Nitrososphaera* was highly found in the bottom part of the reactor. The observed difference between AOB and AOA dominance within the STF reactor may be due to the concentration of

**Table 3.** Microbial community structure of seed sludge and STF-retained sludge.

	Anammox sludge seed	Activated sludge seed	Layer 2	Layer 15	Layer 25
No. of total sequence reads	12,282	11,486	12,056	9,590	9,973
No. of OTUs	794	3,213	1,063	1,370	766
Chao 1 richness estimation	8,094	19,996	5,387	13,351	3,292
Shannon diversity index	4.51	9.01	6.42	6.83	6.17
Good's coverage (%)	0.94	0.78	0.94	0.88	0.95
		% of total sequence reads			
<i>Proteobacteria</i>	27.0	29.5	38.8	27.1	26.6
<i>Acidobacteria</i>	3.9	2.2	26.1	15.2	19.0
<i>Firmicutes</i>	0.5	14.3	4.4	18.4	9.6
<i>Chlorobi</i>	28.1	1.0	2.1	10.6	3.6
<i>Bacteroidetes</i>	4.8	13.8	8.1	7.3	10.5
<i>Chloroflexi</i>	16.3	7.0	5.9	3.4	4.8
<i>Actinobacteria</i>	7.1	24.9	1.2	1.3	1.1
<i>Planctomycetes</i>	6.4	1.4	5.5	7.5	7.2
<i>Chlamydiae</i>	0.0	0.1	1.3	2.9	5.9
<i>Armatimonadetes</i>	4.7	0.3	2.7	0.3	0.4
Other	1.1	5.6	4.0	5.9	11.5



**Figure 6.** Total sequence reads of nitrifying bacteria and archaea (A) and anammox and denitrifying bacteria (B) in the STF reactor and seed sludge.

ammonia [38]. Hatzenpichler et al. [39] reported that *Candidatus Nitrososphaera* was partially inhibited at ammonia concentrations of  $43.1 \text{ mg-N}\cdot\text{L}^{-1}$ . Limpiyakorn et al. [40] reported significant numbers of AOA amoA genes occurring in municipal WWTPs with low ammonium levels in the influent and effluent of  $5.6\text{--}11.0 \text{ mg-N}\cdot\text{L}^{-1}$  and  $0.2\text{--}3.0 \text{ mg-N}\cdot\text{L}^{-1}$ , respectively. Therefore, *Candidatus Nitrososphaera* likely became dominant

in the bottom part of the reactor due to low prevailing ammonium concentrations (e.g. ammonia concentration at layer 20 was  $11.0 \text{ mg-N}\cdot\text{L}^{-1}$  at day 92). The nitrite oxidising bacteria *Nitrospira* was detected at a relative amount of 1.0–1.5% of the total sequence reads. With regard to the anammox bacteria, *Candidatus Brocadia* was detected in the STF reactor and was also highly dominant in the seed anammox sludge, which was

**Table 4.** Performance comparison of STF reactors on single-stage partial nitrification–anammox process.

		Guillén et al. [18]	This study (phase2)	This study (Phase 3)
Seed sludge		Activated sludge	Anammox + Activated sludge	Anammox + Activated sludge
NLR	kg-N·m <sup>-3</sup> ·day <sup>-1</sup>	1.68	1.47 ± 0.27	0.55 ± 0.20
HRT*	hours	1.71	2.4 ± 0.7	3.7 ± 1.3
Air circulation		No air supply to 7 sponge sheet	–	–
Influent NH <sub>4</sub> <sup>+</sup> -N	mg-N·L <sup>-1</sup>	111.9 ± 5.5	135.0 ± 28.4	80.8 ± 18.2
Effluent NH <sub>4</sub> <sup>+</sup> -N	mg-N·L <sup>-1</sup>	34.4 ± 3.6	40.2 ± 27.8	7.8 ± 6.1
Effluent NO <sub>2</sub> <sup>-</sup> -N	mg-N·L <sup>-1</sup>	0.3 ± 0.1	8.9 ± 2.9	2.9 ± 1.1
Effluent NO <sub>3</sub> <sup>-</sup> -N	mg-N·L <sup>-1</sup>	18.9 ± 3.4	51.4 ± 21.9	33.9 ± 10.5
NH <sub>4</sub> <sup>+</sup> -N removal	kg-N·m <sup>-3</sup> ·day <sup>-1</sup>	1.17 (1.22)	0.97 ± 0.29	0.67 ± 0.17
NH <sub>4</sub> <sup>+</sup> -N removal efficiency	%	69.3 (71.7)	70.9 ± 19.1	89.9 ± 8.2
N removal	mg-N·L <sup>-1</sup>	58.4 (66)	40.7 ± 20.8	42.7 ± 16.9
N removal	kg-N·m <sup>-3</sup> ·day <sup>-1</sup>	0.88 (0.99)	0.42 (0.75)	0.39 (1.11)
N removal	%	52.3 (60.4)	28.8 (54.4)	48.4 (77.0)

coming from the anammox-MBR reactor [22]. Nonetheless, our results are also in agreement with the observations of Huang et al. [41], who found the same species in a single-stage partial nitrification–anammox process. In addition, MacConell et al. [13] reported that *Candidatus Brocadia* was found in the downflow sponge-based trickling filter treating UASB effluent. On the other hand, several kinds of denitrifying bacteria were detected under the applied low-organic substrate loads. The main genera identified with known denitrification capabilities were *Rhodanobacter*, *Dechloromonas*, *Rhodobacter*, *Hyphomicrobium*, and *Rhodoplanes*. *Rhodanobacter* is described as acetate-utilizing denitrifying bacteria, isolated from a nitrate-rich environment and an autotrophic denitrification process [42,43]. The microbial community in hollow-fiber-membrane biofilm reactors treating high-strength nitrogen wastewater indicated that *Rhodanobacter* was dominant and utilised acetate and amino acids as electron donors [41]. These organic compounds could be provided by nitrifiers via the production of soluble microbial products [44,45]. *Dechloromonas* was found in a DHS reactor treating domestic sewage [12]. Therefore, both autotrophic and heterotrophic nitrogen removal likely occurred in the STF reactor.

### 3.5. Performance comparison with the previous study

The comparison of our previous study on the process performance of an STF reactor operated as a single-stage nitrification–anammox process in our lab and this study is summarised in Table 4. Guillén et al. [18] carried out a single-stage partial nitrification–anammox process in the STF reactor with activated sludge as inoculum. The ammonia removal efficiency was similar, but higher concentrations of nitrate were observed in the effluent compared with the results of Guillén et al. [18]. This result indicated that too much DO was likely available in the STF reactor and nitrite oxidising bacteria

were growing in the sponge carrier. Therefore, further research for controlling the DO at a favourable level for partial nitrification is required. Recently, Roots et al. [46] found that ammonia oxidation was dominated by comammox in a main stream nitrification reactor operated at low DO concentration. Possibly, the high nitrate production and difference between oxygen capacity of the STF reactor and actual oxygen consumption rate might be attributed to the presence of comammox bacteria. Nevertheless, it is difficult to make a direct comparison of the efficiency of our previous study with this study because of the differently applied NLR and HRT. Roughly speaking, the nitrogen removal rates and efficiencies in both STF reactors were comparable, but the stability of performance was better in the previous study.

## 4. Conclusions

A single-stage mainstream anammox process in an STF reactor with anammox sludge as inoculum was demonstrated under the condition of natural air convection for oxygen supply. The STF reactor was characterised by a high ammonia oxidation rate and TN removal efficiency when applying NLR of 0.55 ± 0.20 kg-N·m<sup>-3</sup>·day<sup>-1</sup>. The STF reactor had good potential for oxygen transfer, which was explained by both high K<sub>L</sub>a values and biochemical conversion processes. Therefore, the STF reactor could be a promising technology for post-treatment of anaerobic effluents.

## Acknowledgements

This research was supported financially by Grants-in-Aids for Scientific Research from the Japan Society for the Promotion of Science (PJ No. 17H06703) and the Ministry of Education, Culture, Sports, Science and Technology, Japan.

## Disclosure statement

No potential conflict of interest was reported by the author(s).

## Funding

This work was supported by Japan Society for the Promotion of Science: [Grant Number 17H06703].

## ORCID

Takahiro Watari  <http://orcid.org/0000-0003-3781-3710>

Jules B. van Lier  <http://orcid.org/0000-0003-2607-5425>

## References

- [1] van Lier JB, van der Zee FP, Frijters CTMJ, et al. Celebrating 40 years anaerobic sludge bed reactors for industrial wastewater treatment. *Rev Environ Sci Biotechnol*. 2015;14(4):681–702.
- [2] Tandukar M, Ohashi A, Harada H. Performance comparison of a pilot-scale UASB and DHS system and activated sludge process for the treatment of municipal wastewater. *Water Res*. 2007;41(12):2697–2705.
- [3] Almeida PGS, Marcus AK, Rittmann BE, et al. Performance of plastic- and sponge-based trickling filters treating effluents from an UASB reactor. *Water Sci Tech*. 2013;67(5):1034–1042.
- [4] Ribeiro TB, Almeida PGS, Volcke E, et al. Tricking filters following anaerobic sewage treatment: state of the art and perspectives. *Environ Sci Water Res Technol*. 2018;4(11):1721–1738.
- [5] Machdar I, Harada H, Ohashi A, et al. A novel and cost-effective sewage treatment system consisting of UASB pre-treatment and aerobic post-treatment units for developing countries. *Water Sci Tech*. 1997;36(12):189.
- [6] Onodera T, Tandukar M, Sugiyana D, et al. Development of a sixth-generation down-flow hanging sponge (DHS) reactor using rigid sponge media for post-treatment of UASB treating municipal sewage. *Bioresour Technol*. 2014;152:93–100.
- [7] Onodera T, Okubo T, Uemura S, et al. Long-term performance evaluation of down-flow hanging sponge reactor regarding nitrification in a full-scale experiment in India. *Bioresour Technol*. 2016;204:177–184.
- [8] Okubo T, Kubota K, Yamaguchi T, et al. Development of a new non-aeration-based sewage treatment technology: performance evaluation of a full-scale down-flow hanging sponge reactor employing third-generation sponge carriers. *Water Res*. 2016;102:138–146.
- [9] Hatamoto M, Okubo T, Kubota K, et al. Characterization of downflow hanging sponge reactors with regard to structure, process function, and microbial community composition. *Appl Microbiol Biotechnol*. 2018. In press.
- [10] Araki N, Ohashi A, Machdar I, et al. Behaviors of nitrifiers in a novel biofilm reactor employing hanging sponge-cubes as attachment site. *Water Sci Tech*. 1999;39(7):23–31.
- [11] Uemura S, Suzuki S, Abe K, et al. Removal of organic substances and oxidation of ammonium nitrogen by a down-flow hanging sponge (DHS) reactor under high salinity conditions. *Bioresour Technol*. 2010;101(14):5180–5185.
- [12] Kubota K, Hayashi M, Matsunaga K, et al. Microbial community composition of a down-flow hanging sponge (DHS) reactor combined with an up-flow anaerobic sludge blanket (UASB) reactor for the treatment of municipal sewage. *Bioresour Technol*. 2014;151:144–150.
- [13] Mac Conell EFA, Almeida PGS, Martins KEL, et al. Bacterial community involved in the nitrogen cycle in a down-flow sponge-based trickling filter treating UASB effluent. *Water Sci Tech*. 2015;72(1):116–122.
- [14] Watari T, Mai TC, Tanikawa D, et al. Development of downflow hanging sponge (DHS) reactor as post treatment of existing combined anaerobic tank treating natural rubber processing wastewater. *Water Sci Tech*. 2017;75(1):57–68.
- [15] Cao Y, van Loosdrecht MC, Daigger GT. Mainstream partial nitrification–anammox in municipal wastewater treatment: status, bottlenecks, and further studies. *Appl Microbiol Biotechnol*. 2017;101(4):1365–1383.
- [16] Chuang HP, Ohashi A, Imachi H, et al. Effective partial nitrification to nitrite by down-flow hanging sponge reactor under limited oxygen condition. *Water Res*. 2007;41(2):295–302.
- [17] Uemura S, Suzuki S, Abe K, et al. Partial nitrification in an airlift activated sludge reactor with experimental and theoretical assessments of the pH gradient inside the sponge support medium. *Int J Environ Res*. 2011;5(1):33–40.
- [18] Guillén JS, Jayawardana LKM CB, Lopez-Vazquez CM, et al. Autotrophic nitrogen removal over nitrite in a sponge-bed trickling filter. *Bioresour Technol*. 2015;187:314–325.
- [19] Guillén JS, Guardado PC, Lopez-Vazquez CM, et al. Anammox cultivation in a closed sponge-bed trickling filter. *Bioresour Technol*. 2015;186:252–260.
- [20] Machdar I, Sekiguchi Y, Sumino H, et al. Combination of a UASB reactor and a curtain type DHS (downflow hanging sponge) reactor as a cost-effective sewage treatment system for developing countries. *Water Sci Tech*. 2000;42(3–4):83–88.
- [21] Uemura S, Okubo T, Maeno K, et al. Evaluation of water distribution and oxygen mass transfer in sponge support media for a down-flow hanging sponge reactor. *Int J Environ Res*. 2016;10(2):265–272.
- [22] Hoekstra M., de Weerd F. A., Kleerebezem R., et al. Deterioration of the anammox process at decreasing temperatures and long SRTs. *Environ Technol*. 2018;39(5):658–668.
- [23] APHA. Standard methods for the Examination of water and wastewater. 21st ed.. Washington (DC): American Public Health Association; 2005.
- [24] Japan Sewage Works Association. Chapter 2, Characterization of aeration tank, wastewater Examination method, volume 1. Japan Sewage Works Association; 2012; 690–701. (in Japanese).
- [25] Caporaso JG, Lauber CL, Walters WA, et al. Ultra-high-throughput microbial community analysis on the Illumina HiSeq and MiSeq platforms. *ISME J*. 2012;6(8):1621–1624.
- [26] Caporaso JG, Kuczynski J, Stombaugh J, et al. QIIME allows analysis of high-throughput community sequencing data. *Nat Meth*. 2010;7(5):335–336.
- [27] Tawfik A, Ohashi A, Harada H. Sewage treatment in a combined up-flow anaerobic sludge blanket (UASB)–down-flow hanging sponge (DHS) system. *Biochem Eng J*. 2006;29(3):210–219.



- [28] Jaroszynski LW, Cicek N, Sparling R, et al. Impact of free ammonia on anammox rates (anoxic ammonium oxidation) in a moving bed biofilm reactor. *Chemosphere*. 2012;88(2):188–195.
- [29] Fernández I, Dosta J, Fajardo C, et al. Short- and long-term effects of ammonium and nitrite on the anammox process. *J. Environ. Manage.* 2012;95:170–174.
- [30] Courtens EN, Boon N, De Clippeleir H, et al. Control of nitrification in an oxygen-limited autotrophic nitrification/denitrification rotating biological contactor through disc immersion level variation. *Bioresour. Technol.* 2014;155:182–188.
- [31] Garcia-Ochoa F., Gomez E. Bioreactor scale-up and oxygen transfer rate in microbial processes: an overview. *Biotechnol Adv.* 2009;27(2):153–176.
- [32] Hatamoto M, Yamamoto H, Kindaichi T, et al. Biological oxidation of dissolved methane in effluents from anaerobic reactors using a down-flow hanging sponge reactor. *Water Res.* 2010;44(5):1409–1418.
- [33] Hatamoto M, Miyauchi T, Kindaichi T, et al. Dissolved methane oxidation and competition for oxygen in down-flow hanging sponge reactor for post-treatment of anaerobic wastewater treatment. *Bioresour. Technol.* 2011;102(22):10299–10304.
- [34] Tawfik A, Zaki DF, Zahran MK. Degradation of reactive dyes wastewater supplemented with cationic polymer (Organo Pol.) in a down flow hanging sponge (DHS) system. *J Ind Eng Chem.* 2014;20(4):2059–2065.
- [35] Nomoto N, Hatamoto M, Hirakata Y, et al. Defining microbial community composition and seasonal variation in a sewage treatment plant in India using a down-flow hanging sponge reactor. *Appl Microbiol Biotechnol.* 2018;102(10):4381–4392.
- [36] Wang X, Hu M, Xia Y, et al. Pyrosequencing analysis of bacterial diversity in 14 wastewater treatment systems in China. *Appl Environ Microbiol.* 2012;78(19):7042–7047.
- [37] Purkhold U, Pommerening-Röser A, Juretschko S, et al. Phylogeny of all recognized species of ammonia oxidizers based on comparative 16S rRNA and amoA sequence analysis: implications for molecular diversity surveys. *Appl Environ Microbiol.* 2000;66(12):5368–5382.
- [38] Erguder TH, Boon N, Wittebolle L, et al. Environmental factors shaping the ecological niches of ammonia-oxidizing archaea. *FEMS Microbiol Rev.* 2009;33(5):855–869.
- [39] Hatzenpichler R, Lebedeva EV, Spieck E, et al. A moderately thermophilic ammonia-oxidizing crenarchaeote from a hot spring. *Proc Natl Acad Sci USA.* 2008;105(6):2134–2139.
- [40] Limpiyakorn T, Sonthiphand P, Rongsayamanont C, et al. Abundance of amoA genes of ammonia-oxidizing archaea and bacteria in activated sludge of full-scale wastewater treatment plants. *Bioresour Technol.* 2011;102(4):3694–3701.
- [41] Huang X, Sun K, Wei Q, et al. One-stage partial nitrification and anammox in membrane bioreactor. *Environ Sci Pollut Res.* 2016;23(11):11149–11162.
- [42] Lee CS, Kim KK, Aslam Z, et al. *Rhodanobacter thiooxydans* sp. nov., isolated from a biofilm on sulfur particles used in an autotrophic denitrification process. *Int J Syst Evol Microbiol.* 2007;57(8):1775–1779.
- [43] Prakash O, Green SJ, Jasrotia P, et al. *Rhodanobacter denitrificans* sp. nov. isolated from nitrate-rich zones of a contaminated aquifer. *Int J Syst Evol Microbiol.* 2012;62(10):2457–2462.
- [44] Kindaichi T, Ito T, Okabe S. Ecophysiological interaction between nitrifying bacteria and heterotrophic bacteria in autotrophic nitrifying biofilms as determined by microautoradiography-fluorescence in situ hybridization. *Appl Environ Microbiol.* 2004;70(3):1641–1650.
- [45] Okabe S, Kindaichi T, Ito T. Fate of <sup>14</sup>C-labeled microbial products derived from nitrifying bacteria in autotrophic nitrifying biofilms. *Appl Environ Microbiol.* 2005;71(7):3987–3994.
- [46] Roots P, Wang Y, Rosenthal AF, et al. Comammox *Nitrospira* are the dominant ammonia oxidizers in a mainstream low dissolved oxygen nitrification reactor. *Water Res.* 2019;157(15):396–405.