

Microbial quality of swimming pool water

Treatment without disinfection, with ultrafiltration, with UV-based treatment and chlorination (PPT)

Keuten, Maarten; Peters, Marjolein; van Dijk, Hans; van Loosdrecht, Mark C.M.; Rietveld, Luuk

Publication date

2017

Document Version

Accepted author manuscript

Citation (APA)

Keuten, M., Peters, M., van Dijk, H., van Loosdrecht, M. C. M., & Rietveld, L. (2017). *Microbial quality of swimming pool water: Treatment without disinfection, with ultrafiltration, with UV-based treatment and chlorination (PPT)*. 7th International Conference 2017 on Swimming Pool and Spa Waters, Kos Island, Greece.

Important note

To cite this publication, please use the final published version (if applicable).
Please check the document version above.

Copyright

Other than for strictly personal use, it is not permitted to download, forward or distribute the text or part of it, without the consent of the author(s) and/or copyright holder(s), unless the work is under an open content license such as Creative Commons.

Takedown policy

Please contact us and provide details if you believe this document breaches copyrights.
We will remove access to the work immediately and investigate your claim.



Microbial quality of swimming pool water

Treatment without disinfection, with
ultrafiltration, with UV-based treatment and
chlorination

Alternative disinfection

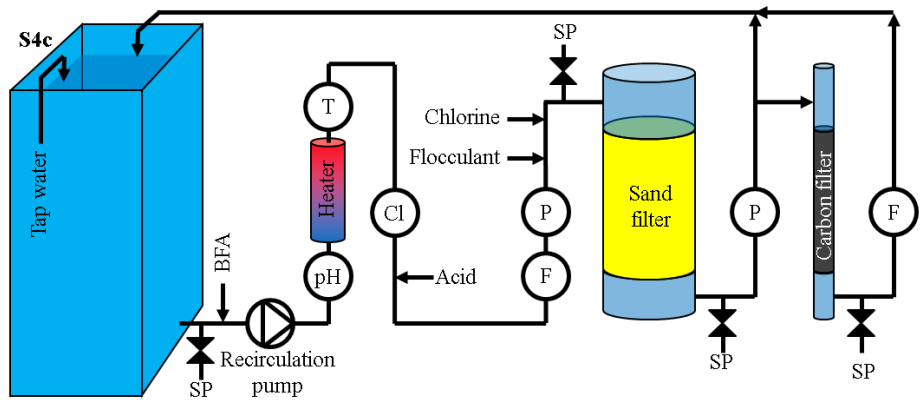
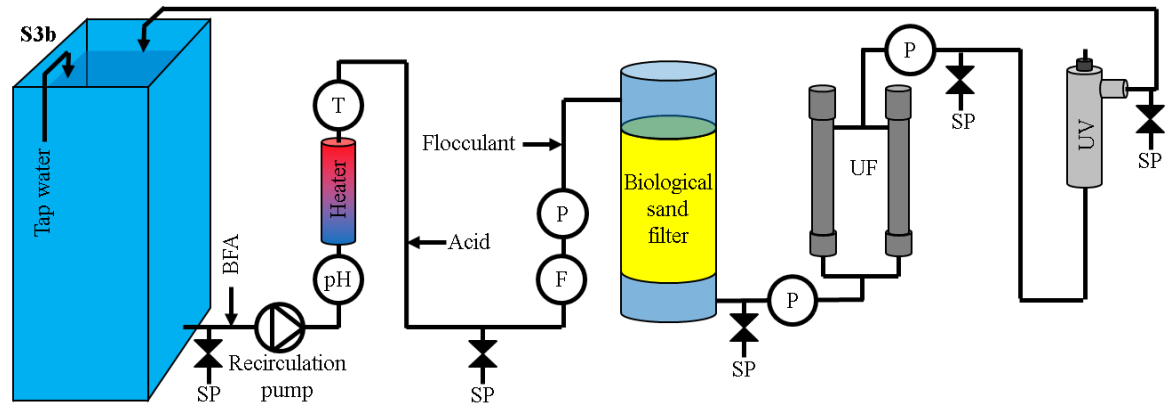
- UV+H₂O₂ (Crandall '86, Dingman '90, Savino et al. '93)
- UV in drinking water treatment (Hijnen 2006)
- Ultrafiltration (van der Bruggen et al. 2003)
- UV in pool water (Caramello and Amisano 2001, Sobótka and Krysztofik 1984)
- Ultrafiltration (DIN 19643-4)
- Natural waters (Giampaoli et al. 2014)

DIPool project

- Disinfection with ultrafiltration and UV-treatment every 30 minutes
- Reduction of nutrients with biological filtration

Goal: Investigate microbial water quality with UV-based treatment and influence of individual treatment steps

Experimental setup



Microbial water quality

- Intact cell count (iCC) with flow cytometry
- Intracellular ATP (cATP)
- 2x per week in duplo

- iCC + cATP → metabolic state
- Tendency for overestimated results

Main design specifications

- Turnover: 30 min
- (re)circulation: 1 m³/h
- Setup volume: 500L
- Pool tank hydraulics:
 - Chlorination → well mixed
 - UV-based treatment → plug flow

Specific design specifications

- Biological sand filtration: 14-17 m/h
- Ultrafiltration:
 - 86 l/m²/h
 - 100-150 kD MWCO
- UV dose: 400 J/m²

- Sand filtration: 14 m/h
- Biological activated carbon filtration:
 - 10% side stream
 - 19 m/h
 - Norit PK1-3

Experiments

Without recirculation:

- Maximum concentration of nutrients
- Investigate influence treatment steps

With recirculation:

- Influence repetitive treatment and accumulation

Experiments without recirculation

- Biological sand filtration (BSF)
- BSF + ultrafiltration (UF)
- UV + BSF + UF
- UV + BSF + UF (25% BFA)
- Sand filtr. (SF) + chlorination

NPOC (mg/L)	TN (mg/L)	PO ₄ (mg/L)
2.0	4.0	0.5
2.0	4.0	0.5
2.0	4.0	0.5
0.5	1.0	0.5
2.0	4.0	0.5

Experiments with recirculation

- BSF + UF + UV
- SF + chlorination

	NPOC (µg/L)	TN (µg/L)	PO ₄ (µg/L)
With PO ₄	32	64	2.4
Without PO ₄	32	64	0.0

- 10 h/d (continual + accidental) → BFA

Body Fluid Analogue (BFA)

Components

- Urea (95% of all N)
 - Creatine monohydrate (5% of all N)
 - Sodium citrate (all remaining C)
 - Potassium hydrogen phosphate
-
- Cold stored, refreshed weekly

Settings

- Water temperature: 30-32 °C
- pH: 7.4
- Free chlorine: 0.3-0.5 mg/L
- Duration of each experiment: 23 days

Equipment preparation

Before each experiment:

- Chemical cleaning sampling tubes
- Chemical cleaning UF
- Backwash filters (SF, BSF BACF)

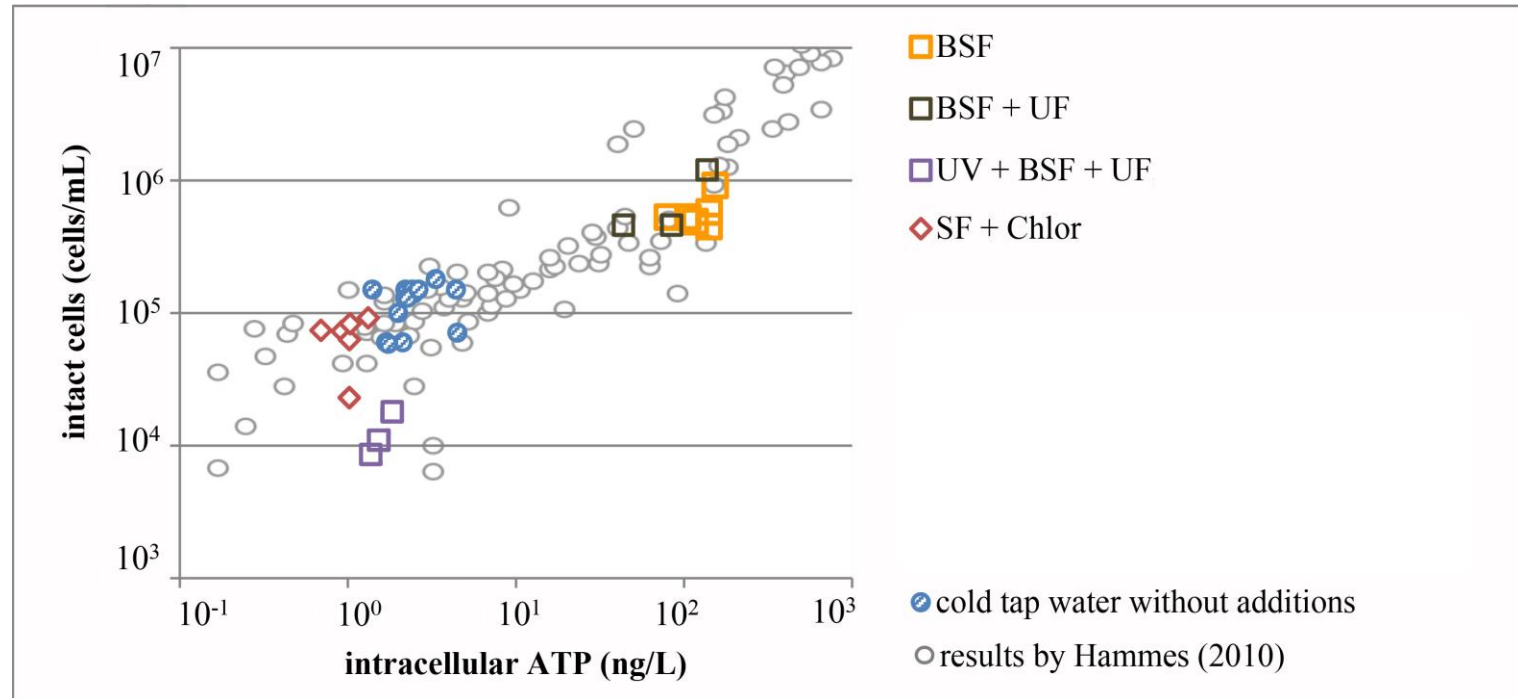
Sampling + analysis

- Constantly running sampling points
- Sampling 2x per week

Analysis in duplo:

- iCC (BD Accuri C6® flow cytometer)
- cATP (Junior LB 9509 Luminometer, Aquatools)

Results (without recirculation)



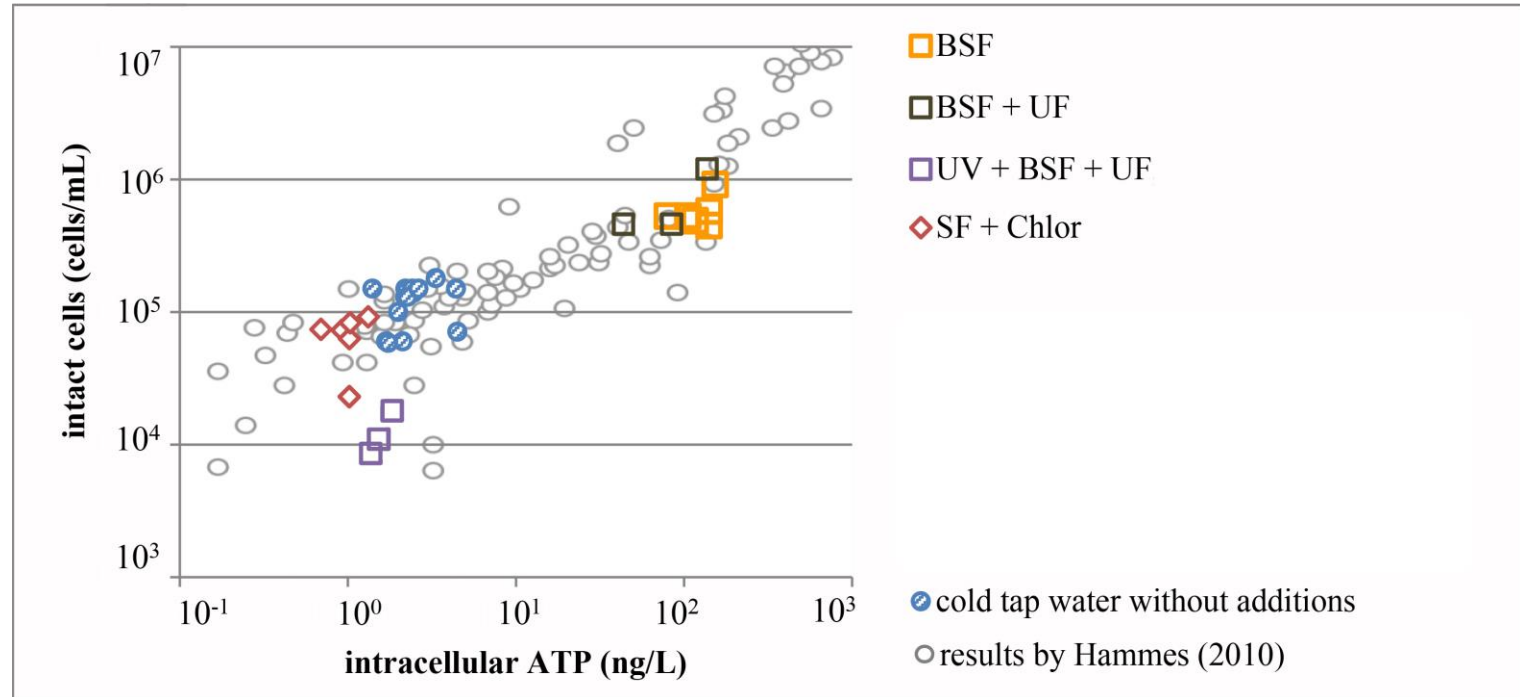
Results (exp. without recirculation)

Results after 16, 21 and 23 days min-max (average)	cATP ng/L	iCC Mcells/L	ATP/cell ag/cell
UV + BSF + UF 100% BFA	1.4-1.8 (1.6)	8.6-18 (12.5)	102-159 (133)
UV + BSF + UF 25% BFA	0.8-1.4 (1.1)	9.3-13 (11.1)	58-148 (102)

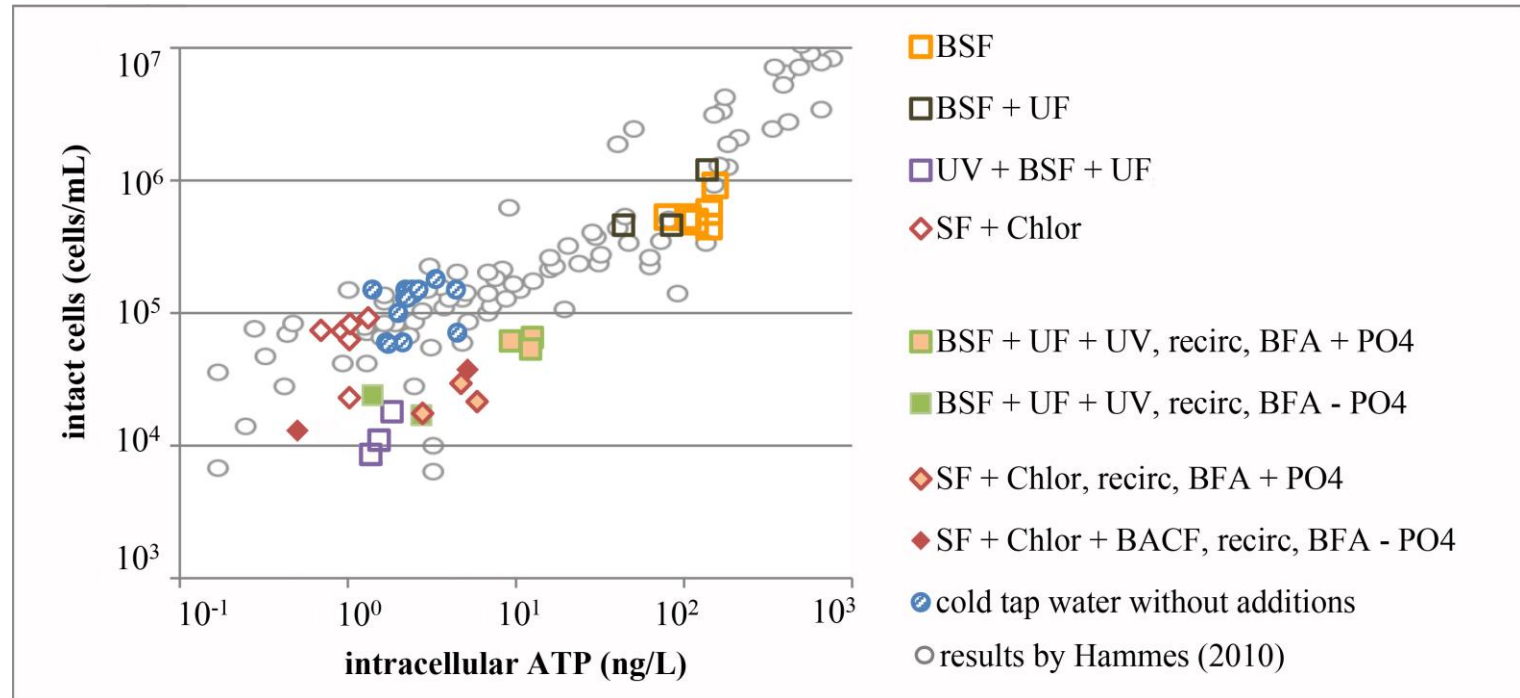
Influence treatment steps (with recirculation)

		$-\log (C/C_0)$	cATP	iCC
BSF (no disinfection)	BSF		0.17	-0.21
BSF + UF	BSF		-0.03	-0.03
	UF		0.16	-0.09
UV + BSF + UF	UV		0.19	-0.04
	BSF		0.22	0.08
	UF		1.40	1.47
SF + Chlorination	SF (without flocculation)		-0.28	0.27

Results (without recirculation)



Results (with recirculation)



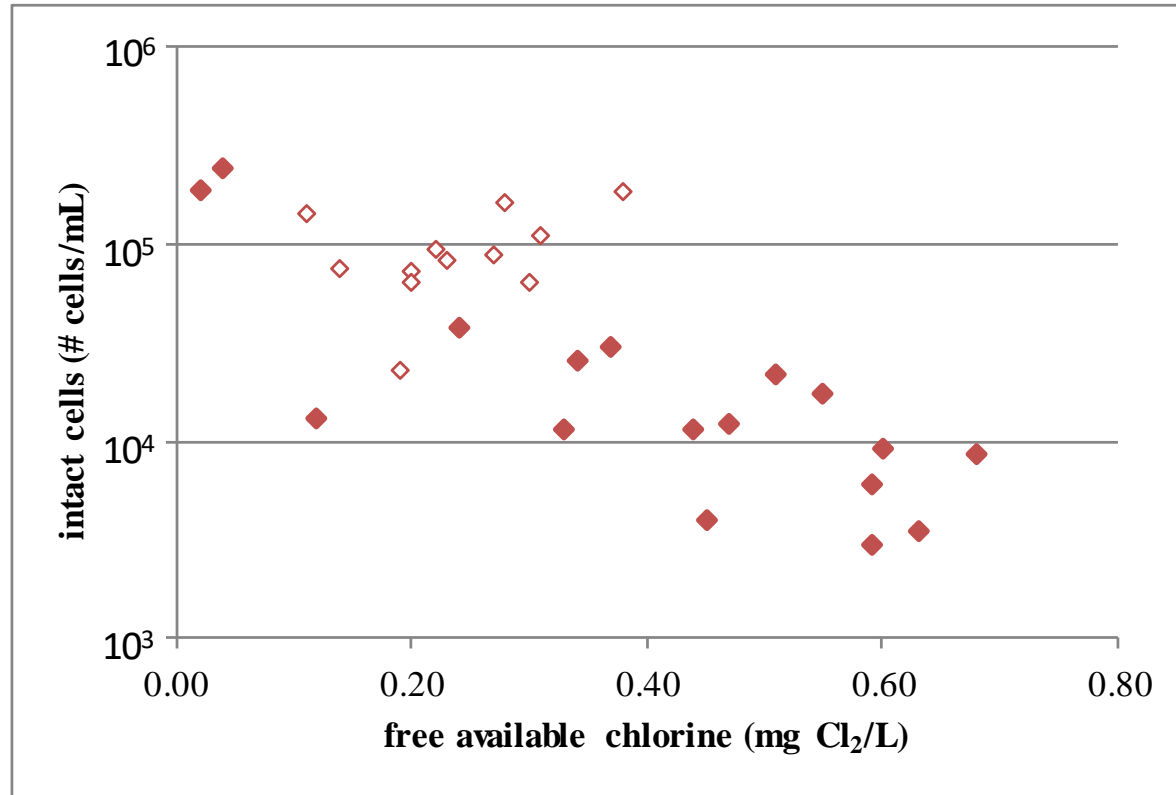
Results (exp. with recirculation)

Results after 16, 21 and 23 days min – max (average)	cATP ng/L	iCC Mcells/L	ATP/cell ag/cell
BSF + UF + UV (BFA + PO₄)	9.3-13 (11)	54-66 (60)	151-223 (190)
BSF + UF + UV (BFA – PO₄)	1.4-2.7 (2.1)	17-24 (21)	58-161 (109)
SF + chlorination (BFA + PO₄)	2.8-5.9 (4.5)	18-30 (23)	159-273 (197)
SF + chlorination (BFA – PO₄)	0.5-5.1 (2.8)	13-38 (25)	38-137 (88)
Cold tap water	1.4-4.5 (2.4)	59-150 (98)	15-35 (21)

Influence treatment steps (with recirculation)

	$-\log (C/C_0)$	cATP	iCC
UV-based treatment	Pool tank residence	-0.93	-0.82
	Chemical addition	0.20	0.05
	BSF	0.10	0.29
	UF	0.50	0.60
	UV	0.13	-0.12
Chlorination-based treatment	Pool tank residence	-0.31	-0.44
	Chemical addition	0.33	0.26
	SF (with flocculation)	0.21	0.39

Influence FAC concentration



Conclusions to microbial water quality

- UV-based pool water similar to chlorinated pool water
- UF is important treatment step
- SF + flocculation improves water quality
- C-limitation is not likely in pool water
- P-limitation can be additional restrain

Acknowledgements

- Financing organisations: Ministry of economic affairs, European Fund for Regional Development (EFRO), Hellebrekers Technieken, van Remmen UV Techniek, AkzoNobel Industrial Chemicals, Coram International and Sportfondsen Nederland



Europese Unie

Europees Fonds voor Regionale Ontwikkeling

Hier wordt geïnvesteerd in uw toekomst!



Gelderland & Overijssel
Gebundelde Innovatiekracht

Thanks for your attention

Questions ?