

## A Platform for Collecting User Behaviour Data during Social VR Experiments Using Mozilla Hubs

Röggla, Thomas; Shamma, David A.; Williamson, Julie R.; Viola, Irene; Rossi, Silvia; Cesar, Pablo

**DOI**

[10.1145/3652212.3652225](https://doi.org/10.1145/3652212.3652225)

**Publication date**

2024

**Document Version**

Final published version

**Published in**

MMVE 2024 - Proceedings of the 2024 16th International Workshop on Immersive Mixed and Virtual Environment Systems

**Citation (APA)**

Röggla, T., Shamma, D. A., Williamson, J. R., Viola, I., Rossi, S., & Cesar, P. (2024). A Platform for Collecting User Behaviour Data during Social VR Experiments Using Mozilla Hubs. In *MMVE 2024 - Proceedings of the 2024 16th International Workshop on Immersive Mixed and Virtual Environment Systems* (pp. 41-44). (MMVE 2024 - Proceedings of the 2024 16th International Workshop on Immersive Mixed and Virtual Environment Systems). Association for Computing Machinery (ACM).  
<https://doi.org/10.1145/3652212.3652225>

**Important note**

To cite this publication, please use the final published version (if applicable).  
Please check the document version above.

**Copyright**

Other than for strictly personal use, it is not permitted to download, forward or distribute the text or part of it, without the consent of the author(s) and/or copyright holder(s), unless the work is under an open content license such as Creative Commons.

**Takedown policy**

Please contact us and provide details if you believe this document breaches copyrights.  
We will remove access to the work immediately and investigate your claim.



# A Platform for Collecting User Behaviour Data during Social VR Experiments Using Mozilla Hubs

Thomas Rögglä  
t.rogglä@cw.nl  
Centrum Wiskunde & Informatica  
The Netherlands

David A. Shamma  
aymans@acm.org  
Toyota Research Institute  
USA

Julie R. Williamson  
julie.williamson@glasgow.ac.uk  
University of Glasgow  
United Kingdom

Irene Viola  
i.viola@cw.nl  
Centrum Wiskunde & Informatica  
The Netherlands

Silvia Rossi  
s.rossi@cw.nl  
Centrum Wiskunde & Informatica  
The Netherlands

Pablo Cesar  
p.s.cesar@cw.nl  
Centrum Wiskunde & Informatica  
TU Delft  
The Netherlands

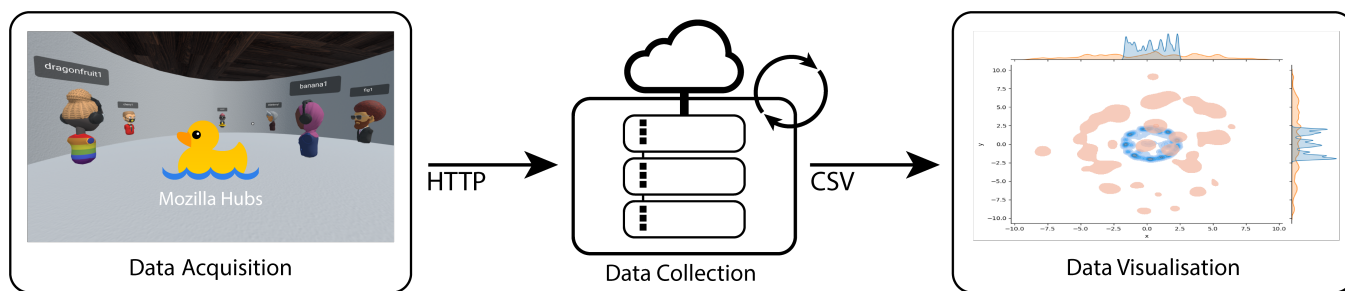


Figure 1: Workflow overview enabled by the proposed toolchain: from data gathering in Mozilla Hubs, collection and validation on a cloud machine to final data analysis.

## ABSTRACT

In recent years, a large variety of online communication tools have emerged, including social Virtual Reality (VR) platforms for interacting in a virtual world with participants being represented as virtual avatars. Given their popularity, an active area of research focuses on improving the user experience in these virtual experiences. To enable experimentation at large scale on online platforms, it is however essential to collect behavioural data (e.g. movements and audio information). In this work, we present a toolchain that enables the running of experiments using a modified version of the social VR platform Mozilla Hubs. Specifically, our toolkit enables collection and tracking of user positions and movements at a central location, enabling fine-grained analysis of user behaviour during a social VR experience. The proposed tool is available at <https://github.com/cwi-dis/mozillahubs-datalogger>

## CCS CONCEPTS

• **Human-centered computing** → Visualization systems and tools; • **Information systems** → Web services.



This work is licensed under a Creative Commons Attribution International 4.0 License.

MMVE '24, April 15–18, 2024, Bari, Italy  
© 2024 Copyright held by the owner/author(s).  
ACM ISBN 979-8-4007-0618-9/24/04  
<https://doi.org/10.1145/3652212.3652225>

## KEYWORDS

Social VR, data collection, data visualisation, plugin, Mozilla Hubs

### ACM Reference Format:

Thomas Rögglä, David A. Shamma, Julie R. Williamson, Irene Viola, Silvia Rossi, and Pablo Cesar. 2024. A Platform for Collecting User Behaviour Data during Social VR Experiments Using Mozilla Hubs. In *16th International workshop on Immersive Mixed and Virtual Environment Systems (MMVE '24)*, April 15–18, 2024, Bari, Italy. ACM, New York, NY, USA, 4 pages. <https://doi.org/10.1145/3652212.3652225>

## 1 INTRODUCTION

Over the past few years, a new era for remote communication has begun thanks to technological advances and the introduction of novel online services in the realm of Virtual Reality (VR). VR goes beyond traditional remote communication technologies, putting the users at the center of the action and providing them with a sense of immersion and new interactive capabilities. Going one step further, social VR applications enable the virtual co-presence of multiple users within the same virtual environment, allowing body interactions similar to face-to-face communication and creating new possibilities not only for remote communication but also for collaboration and social presence, redefining the way individuals engage in virtual experiences [6, 17, 18, 23].

Social VR has been used by researchers and practitioners to enable collaborative work [4, 5, 7] and design experiences in areas such as health care [16], food [19], learning and training [1, 10, 15, 27], artistic design [22] and museum exploration [20]. A key aspect

of social VR is its ability to enable embodied interactions so that users can navigate the space and interact with one another using body language and non-verbal cues as well as verbal communication. Thus, the spatial dynamics of social interaction, such as proxemics, play a significant role in understanding interpersonal relationships and communication patterns within virtual environments. Physical displacement and proxemic interactions have been analyzed to investigate which social cues are the most influential and relevant to ensure presence and immersion [14, 25]. To do so, however, researchers are in need of social VR platforms that enable the accurate logging of behavioural data (e.g. body position and rotation, interaction modalities or audio information) to analyse user behaviour [21]. Platforms such as Ubiq [9] and VR2Gather [24] were developed to enable such logging and support researchers in running user studies in controlled environments. However, such frameworks require Unity knowledge to design and develop VR experiences, which might prove difficult for designers and researchers with low technical skills in this software. Moreover, their deployment over the network needs to be orchestrated by the researchers, posing further challenges. Current commercial platforms such as Mozilla Hubs [8], Spatial.io [12], Rec Room [11] and VRChat [13] offer easy design and deployment, but do not offer data logging. This is the research gap we aim to address in this paper.

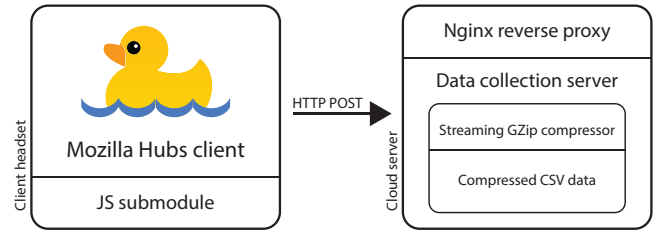
In this work, we present a toolkit that enables the running of experiments using a modified version of the popular social VR platform Mozilla Hubs [8]. The main advantage of this experimental platform relies on its versatility in working with immersive devices, such as head mounted displays, but also traditional web browsers on computers or mobile devices. Specifically, we further extend the toolkit presented in [25] such that position and movement of head and hands can be collected and tracked at a central location, enabling fine-grained analysis of user behaviour during a social VR session (Figure 1). In the following sections, we describe the implementation of the platform and we give some examples of deployment to demonstrate how it can be used to foster research in the field.

## 2 PLATFORM

Figure 1 outlines the workflow enabled by the system presented in this paper. The first step is data acquisition, which is realised by a plugin for the popular Social VR platform Mozilla Hubs. Then, the gathered data is streamed via HTTP to a data collection component, an optimised purpose-designed web server that validates and stores the data in a compressed format. Finally, the collected data can be visualised and checked for validity before being more deeply analysed. In following, we further describe these components.

*Data Acquisition.* Mozilla Hubs completely runs within a browser environment and is based on open-source libraries: ThreeJS [3] for WebGL support and AFrame [2] for integration with VR headsets. Our toolchain consists of a client-side, which runs in the user’s browser and is responsible for collection and transmission of the data and a server-side, which validates the received data and stores it for further processing. Communication between the two is enabled through the HTTP protocol using POST requests.

The client-side consists of a JavaScript module which is registered in the global scope of the A-Frame library. This gives the



**Figure 2: Architecture of the system, showing the relationship between Hubs and the data collection server.**

module access to all objects within the virtual world and is executed by A-Frame on every tick of its event loop. After system initialisation, the tick function is activated and runs on every frame update of the system. The module extracts a variety of information from the browser’s DOM tree and the virtual environment. In the current version of the client-side module, system-related metrics, such as timestamp and frame rate are collected from the browser environment while behavioural data is extracted from the DOM tree. A complete list of metrics collected by these two sources are given in Table 1a and 1b, respectively. All this data is updated and saved based on the frame rate of the user’s headset. To minimise the number of requests sent to the data collection server, the data is buffered and a POST request containing all the data as a JSON-formatted payload is only sent every 4000 ticks.

*Data Collection.* The data collection is done on a separate cloud server which is responsible for validating and storing all session data. As shown in Figure 2, the cloud server with a single HTTP POST endpoint is implemented using the Go programming language to achieve adequate performance and keep system load to a minimum. Running as a background process, the server listens for incoming POST requests on TCP port 6000. Further, all requests are handed to the server through a Nginx reverse proxy, which takes care of CORS policy validation to allow the Mozilla Hubs clients to communicate directly with the data collection server via AJAX.

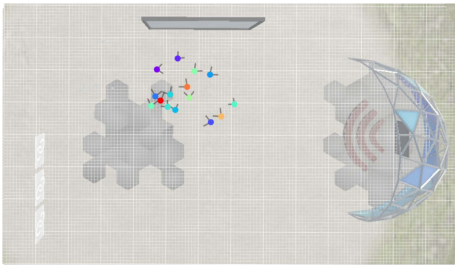
Upon reception of a request on the right endpoint, a streaming JSON decoder is instantiated, ready to receive the payload body of the POST request. Once the entire payload is received and validated, the program checks the presence of all required fields. If all required fields are present, the decoded payload is converted to a comma-separated format and appended to a compressed CSV file via a streaming GZip compressor. The server also adds a UNIX timestamp to each record, which can be used to correct possible time drift and/or inaccuracies in the timestamps received from the clients. To prevent file corruption through concurrent access, the write operation is guarded by a mutex. After a successful write, the request handler returns a message with HTTP status 200 to the client; if the submitted data did not pass validation, the server returns an error with HTTP status 400; and if the data could not be written, an error with HTTP status 500 is returned. Through the use of GZip compression, the data collected in a session, which typically amounts to about 2 GB, can be compressed to about 500 MB, keeping storage space use to a minimum. Further, by using a streaming compressor, the file handle can be held onto without having to close and reopen for every request.

timestamp	Device's UNIX timestamp
fps	Current frame rate
uuid	Random UUID
user_agent	Device user agent
isBrowser	Device type
isLandscape	Device orientation
isWebXRAvailable	VR availability
avatarID	Avatar ID
isHeadsetConnected	Headset connection status
isRecording	Recording status
pathname	Current URL
urlQuery	Query section of the URL

(a) Data collected from the browser environment

isLoading	Has user finished loading
isEntered	Has user joined room
isFlying	Is user flying
isVisible	Is user visible
isSpeaking	Is user speaking
isMuted	Is user muted
volume	Current user volume
rigPos{X, Y, Z}	Avatar position
rigDir{X, Y, Z}	Avatar direction
rigQuat{X, Y, Z, W}	Avatar quaternion rotation
povPos{X, Y, Z}	POV position
povDir{X, Y, Z}	POV direction
povQuat{X, Y, Z, W}	POV quaternion rotation

(b) Data collected from the DOM tree

**Table 1: User metrics collected by the toolchain****Figure 3: Use case of instrumented Mozilla Hubs in an academic workshop [25].**

*Data Visualisation.* The presented toolchain also offers the possibility to perform a quick sanity check on the collected data by taking the data stream and replaying it using a crudely rendered model of a head and hands, placed into a 3D environment. This allows researchers to quickly assess the viability of the collected data before analysing it. From this point onward, the data that consists of a CSV format with a column for all the properties in Table 1, indexed and sorted by timestamp. The file can be decompressed and analysed using conventional data analysis tools. For reference, Figure 3 shows an example of a visualisation generated from results obtained using the toolchain during a previous study.

### 3 DEPLOYMENT AND USE CASES

The deployment of the proposed toolchain involves a series of prerequisites. Chief among them is a private instance of Mozilla Hubs that can be achieved by using Mozilla's official AWS CloudFormation recipe. This recipe will deploy all the needed services on a selected AWS account and start them. After configuration of a custom domain, email settings for login and the admin panel, the custom client including the data collection JavaScript submodule can be checked out from Github and deployed to the running instance directly from the command line, following the guides found in the Hubs documentation. The second prerequisite to complete the system is the server to collect and validate the data. The Go-based server can be checked out from Github and, after compilation of the sources to a self-contained binary, can be launched and will start listening for incoming HTTP requests on port 6000. If the server runs on a domain different from the Mozilla Hubs instance, the clients will refuse to send AJAX requests to the data collection

server because it would violate the *Cross-Origin Security Policy (CORS)*. To address this, we encourage putting the data collection server behind a reverse-proxy such as Nginx and configure it to allow requests from the domain name of the Hubs instance. This way, Nginx handles CORS negotiation and hands off authorised requests to the server. From this point onward, the logger is automatically enabled for any client that joins a room with the parameter `?log=true` appended to the query string of its URL and will start streaming content to the data collection server. Arrival of data can be monitored on the standard output of the server.

Our proposed toolkit can be essential to investigate interactions in social VR. The system [25] on which we based our work has enabled investigation on digital proxemics, an emerging area focused on understanding the human use of space within virtual environments. Specifically, it has been used to analyse how people use space in a virtual academic workshop [25] and how personal displacement changes between VR and traditional desktop users [26]. In both cases, the system supported the gathering and collecting of data from participants allowing data visualisations as shown in Figure 3 and enabling new behavioural analysis. The use of our novel toolkit will enable the augmentation of collected data, paving the way to new investigations such as the impact of the design of virtual environments and how interaction unfolds in social VR.

It should be noted, however, that Mozilla recently announced the sunset of their AWS deployment recipe, complicating the use of their private instances. As alternative, Mozilla started offering a new professional plan, which outsources the hosting and management completely to Mozilla, while still allowing to deploy custom clients. This makes use of Hubs easier, as the management of the infrastructure is completely taken care of, albeit slightly changing the deployment process of our toolchain.

### 4 CONCLUSION

This work described an easy-to-deploy tool for collecting and storing behavioural data from the popular social VR tool Mozilla Hubs. Our solution can be integrated into a running instance of Hubs to gather metrics from participants within a browser environment. Collected data is stored off-site using an optimised purpose-built web server in a compressed format, making it possible to store substantial amounts of data without placing too much load on the host system.

## ACKNOWLEDGMENTS

This work was in part supported through the European Commission Horizon Europe program under grant 101070109 TRANSMIXR (<https://transmixr.eu/>).

## REFERENCES

- [1] Sara Arlati, Vera Colombo, Daniele Spoladore, Luca Greci, Elisa Pedrolì, Silvia Serino, Pietro Cipresso, Karine Goulene, Marco Stramba-Badiale, Giuseppe Riva, et al. 2019. A social virtual reality-based application for the physical and cognitive training of the elderly at home. *Sensors* 19, 2 (2019), 261.
- [2] A-Frame Authors. 2015. *A-Frame*. <https://aframe.io/>.
- [3] ThreeJS Authors. 2010. *ThreeJS*. <https://threejs.org>.
- [4] Steve Benford, John Bowers, Lennart E Fahlén, Chris Greenhalgh, and Dave Snowdon. 1995. User embodiment in collaborative virtual environments. In *Proceedings of the SIGCHI conference on Human factors in computing systems*. 242–249.
- [5] Steve Benford, Chris Greenhalgh, Tom Rodden, and James Pycock. 2001. Collaborative virtual environments. *Commun. ACM* 44, 7 (2001), 79–85.
- [6] Frank Biocca and Mark R. Levy. 1995. Virtual reality as a communication system. *Communication in the age of virtual reality* (1995), 15–31.
- [7] Elizabeth F Churchill and Dave Snowdon. 1998. Collaborative virtual environments: an introductory review of issues and systems. *virtual reality* 3 (1998), 3–15.
- [8] Mozilla Corporation. 2017. *Mozilla Hubs*. <https://hubs.mozilla.com>.
- [9] Sebastian J Friston, Ben J Congdon, David Swapp, Lisa Izzouzi, Klara Brandstätter, Daniel Archer, Otto Olkkonen, Felix Johannes Thiel, and Anthony Steed. 2021. Ubiq: A system to build flexible social virtual reality experiences. In *Proceedings of the 27th ACM Symposium on Virtual Reality Software and Technology*. 1–11.
- [10] Simon Gunkel, Hans Stokking, Martin Prins, Omar Niamut, Ernestasia Siahaan, and Pablo Cesar. 2018. Experiencing virtual reality together: Social VR use case study. In *Proceedings of the 2018 ACM International Conference on Interactive Experiences for TV and Online Video*. 233–238.
- [11] Rec Room Inc. 2016. *Rec Room*. <https://recroom.com>.
- [12] Spatial Systems Inc. 2017. *Spatial*. <https://www.spatial.io>.
- [13] VRChat Inc. 2014. *VRChat*. <https://hello.vrchat.com>.
- [14] Duc Anh Le, Blair MacIntyre, and Jessica Outlaw. 2020. Enhancing the experience of virtual conferences in social virtual environments. In *2020 IEEE Conference on Virtual Reality and 3D User Interfaces Abstracts and Workshops (VRW)*. IEEE, New York, NY, USA, 485–494.
- [15] Quang Tuan Le, Akeem Pedro, and Chan Sik Park. 2015. A social virtual reality based construction safety education system for experiential learning. *Journal of Intelligent & Robotic Systems* 79, 3 (2015), 487–506.
- [16] Jie Li, Guo Chen, Huib De Ridder, and Pablo Cesar. 2020. Designing a social vr clinic for medical consultations. In *Extended Abstracts of the 2020 CHI Conference on Human Factors in Computing Systems*. 1–9.
- [17] Jie Li, Vinoba Vinayagamoorthy, Julie Williamson, David A Shamma, and Pablo Cesar. 2021. Social VR: A new medium for remote communication and collaboration. In *Extended Abstracts of the 2021 CHI Conference on Human Factors in Computing Systems*. Association for Computing Machinery, New York, NY, USA, 1–6.
- [18] Joshua McVeigh-Schultz, Anya Kolesnichenko, and Katherine Isbister. 2019. Shaping pro-social interaction in VR: an emerging design framework. In *Proceedings of the ACM CHI conference on human factors in computing systems*. Association for Computing Machinery, New York, NY, USA, 1–12.
- [19] Yanni Mei, Jie Li, Huib de Ridder, and Pablo Cesar. 2021. Cakevr: A social virtual reality (vr) tool for co-designing cakes. In *Proceedings of the 2021 CHI Conference on Human Factors in Computing Systems*. 1–14.
- [20] Ignacio Reimat, Yanni Mei, Evangelos Alexiou, Jack Jansen, Jie Li, Shishir Subramanyam, Irene Viola, Johan Oomen, and Pablo Cesar. 2022. Mediascape XR: A Cultural Heritage Experience in Social VR. In *Proceedings of the 30th ACM International Conference on Multimedia*. 6955–6957.
- [21] Silvia Rossi, Irene Viola, Jack Jansen, Shishir Subramanyam, Laura Toni, and Pablo Cesar. 2021. Influence of narrative elements on user behaviour in photorealistic social vr. In *Proceedings of the International Workshop on Immersive Mixed and Virtual Environment Systems (MMVE'21)*. 1–7.
- [22] Asreen Rostami, Kasper Karlgren, and Donald McMillan. 2022. Kintsugi VR: Designing with Fractured Objects. In *ACM International Conference on Interactive Media Experiences (Aveiro, JB, Portugal) (IMX '22)*. Association for Computing Machinery, New York, NY, USA, 95â&#36;108. <https://doi.org/10.1145/3505284.3529966>
- [23] Ralph Schroeder. 2010. *Being There Together: Social interaction in shared virtual environments*. Oxford University Press.
- [24] Irene Viola, Jack Jansen, Shishir Subramanyam, Ignacio Reimat, and Pablo Cesar. 2023. Vr2gather: A collaborative social vr system for adaptive multi-party real-time communication. *IEEE MultiMedia* (2023).
- [25] Julie Williamson, Jie Li, Vinoba Vinayagamoorthy, David A Shamma, and Pablo Cesar. 2021. Proxemics and social interactions in an instrumented virtual reality workshop. In *Proceedings of the 2021 CHI conference on human factors in computing systems*. 1–13.
- [26] Julie R Williamson, Joseph O'Hagan, John Alexis Guerra-Gomez, John H Williamson, Pablo Cesar, and David A Shamma. 2022. Digital proxemics: Designing social and collaborative interaction in virtual environments. In *Proceedings of the 2022 CHI Conference on Human Factors in Computing Systems*. 1–12.
- [27] Chiara Zizza, Adam Starr, Devin Hudson, Sai Shreya Nuguri, Prasad Calyam, and Zhihai He. 2018. Towards a social virtual reality learning environment in high fidelity. In *2018 15th IEEE Annual Consumer Communications & Networking Conference (CCNC)*. IEEE, 1–4.