

High-performance polybenzimidazole membranes for helium extraction from natural gas

Wang, Xuerui; Shan, Meixia; Liu, Xinlei; Wang, Meng; Doherty, Cara M.; Osadchii, Dmitrii; Kapteijn, Freek

DOI

[10.1021/acsami.9b05548](https://doi.org/10.1021/acsami.9b05548)

Publication date

2019

Document Version

Final published version

Published in

ACS Applied Materials and Interfaces

Citation (APA)

Wang, X., Shan, M., Liu, X., Wang, M., Doherty, C. M., Osadchii, D., & Kapteijn, F. (2019). High-performance polybenzimidazole membranes for helium extraction from natural gas. *ACS Applied Materials and Interfaces*, 11(22), 20098-20103. <https://doi.org/10.1021/acsami.9b05548>

Important note

To cite this publication, please use the final published version (if applicable).
Please check the document version above.

Copyright

Other than for strictly personal use, it is not permitted to download, forward or distribute the text or part of it, without the consent of the author(s) and/or copyright holder(s), unless the work is under an open content license such as Creative Commons.

Takedown policy

Please contact us and provide details if you believe this document breaches copyrights.
We will remove access to the work immediately and investigate your claim.

High-Performance Polybenzimidazole Membranes for Helium Extraction from Natural Gas

Xuerui Wang,^{*,†} Meixia Shan,[†] Xinlei Liu,[†] Meng Wang,[‡] Cara M. Doherty,[§] Dmitrii Osadchii,[†] and Freek Kapteijn^{*,†}

[†]Chemical Engineering Department, Delft University of Technology, Van der Maasweg 9, 2629 HZ Delft, The Netherlands

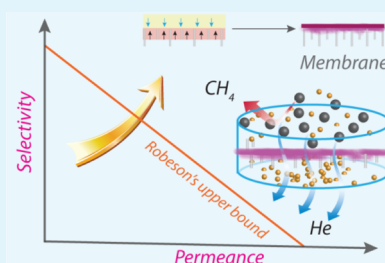
[‡]Process & Energy Department, Delft University of Technology, Leeghwaterstraat 39, 2628 CB Delft, The Netherlands

[§]The Commonwealth Scientific and Industrial Research Organization (CSIRO), Manufacturing Private Bag 10, Clayton South, Victoria 3169, Australia

Supporting Information

ABSTRACT: Increasing helium use in research and production processes necessitates separation techniques to secure sufficient supply of this noble gas. Energy-efficient helium production from natural gas is still a big challenge. Membrane gas separation technology could play an important role. Herein, a novel poly(*p*-phenylene benzobisimidazole) (PBDI) polymeric membrane for helium extraction from natural gas with low He abundance is reported. The membranes were fabricated by a facile interfacial polymerization at room temperature. The thin and defect-free membrane structure was manipulated by the confined polymerization of monomers diffusing through the interface between two immiscible liquids. Both He/CH₄ selectivity and He permeance are competitive over those of other commercial perfluoropolymers. Even at low He content of 1%, separation performance of the PBDI membrane transcended the current upper bound. The unprecedented selectivity (>1000) together with the excellent stability (~360 h) endows PBDI membranes with a great potential for energy-efficient industrial recovery and production of this precious He resources from reservoirs with low abundance.

KEYWORDS: He separation, membrane, natural gas, interfacial polymerization, polybenzimidazole



INTRODUCTION

Helium is a unique gas with a wide range of important medical, scientific, and industrial applications because of its extremely low boiling point (4.2 K), inert and nonflammable nature, and small atomic size.^{1–3} The majority of helium is extracted by cryogenic liquefaction from natural gas (NG) sources with low He abundance.^{3–5} The expensive capital investment and extensive energy consumption of this stripping and cryogenic distillation lead to a high He price.⁵ Membrane gas separation is an energy-efficient and environmentally friendly alternative to the cryogenic gas separation processes.^{6–8} Current commercial membrane separation involves nitrogen enrichment, hydrogen recovery, vapor separation, and NG upgrading;^{9–11} the emerging application in olefin/paraffin separation and CO₂ capture is significantly promoted by the development of membrane materials.^{6,12,13} However, the development of membranes for He separation is very limited.^{14,15}

Since the emergence of commercial membranes in the 1960s, perfluoropolymer membranes have been proposed for He/CH₄ separation in a three-stage membrane process.¹⁶ The energy consumption would be saved by 30–80% compared to the current thermal process for He production.^{2–4,17,18} However, their development in the real application is actually impeded.^{18,19} The perfluoropolymer membranes are fabricated

by melt press²⁰ or solution casting method.^{21,22} A critical issue is the strong solvent retention property of perfluoropolymers, resulting in a fluctuated selectivity for the thick free-standing membranes.²³ The membrane selectivity was greatly improved by the newly emerging dioxolane-based perfluoropolymers.^{22,24,25} On the point of the industrial application view, asymmetric perfluoropolymer membranes with a thinner layer are highly desired to improve the permeation flux, but only few achievements were reported.^{24–26} Another issue is the physical aging property of thin perfluoropolymer membranes, which is generally several orders of magnitude more rapid than expected for a thick free-standing membrane.^{27,28}

In this work, we developed a novel poly(*p*-phenylene benzobisimidazole) (PBDI) polymeric membrane with superior He/CH₄ selectivity and long-term stability. PBDI is a rodlike aromatic polymer and initially investigated as proton-exchange membranes for fuel cells by molecular simulation.^{29,30} The free-standing polybenzimidazole membranes made by nonsolvent phase inversion are very brittle and difficult to handle.^{31–33} Robust gas separation membranes were fabricated by coating commercial poly(2,2'-*m*-phenylene-

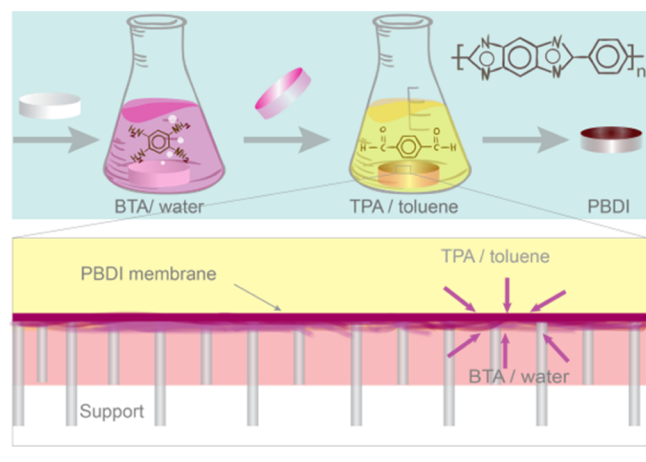
Received: March 28, 2019

Accepted: May 16, 2019

Published: May 16, 2019

5,5'-bibenzimidazole) on porous inorganic tubes.³⁴ Herein, we explored an interfacial polymerization method to fabricate PBDI membranes on porous ceramic supports (Scheme 1).

Scheme 1. PBDI Membrane Preparation by Interfacial Polymerization in the Confined Space: The Porous Supports Were First Saturated with an Aqueous BTA Solution and Then Immersed in the TPA Toluene Solution for 0.1–3 h, Enabling the Formation of PBDI Membranes at the Interface



Typically, an aqueous 1,2,4,5-benzenetetramine (BTA) solution infused the pores of the support. After removing the excess BTA solution, the support was transferred to a terephthal aldehyde (TPA) toluene solution. Because of the immiscibility of the water and toluene phase,^{35,36} the TPA and BTA monomers would diffuse toward and react in the confined interface of the two solutions forming a dense and uniform membrane layer on top of the support. Despite that the interfacial polymerization method was extensively investigated on polyamide-based membranes for seawater desalination^{37,38} and solvent-resistant nanofiltration,^{39,40} it is a newly emerging method for fabricating polybenzimidazole membranes for gas separation.

RESULTS AND DISCUSSION

PBDI Membrane Preparation and Characterization.

The condensation polymerization of TPA and BTA was well manipulated by the reaction time (Table S1). Smooth PBDI membranes with a thickness of 1.7 μm were achieved after 3 h reaction (Figure 1a). The roughness of the membrane surface was determined to be less than 15 nm by atomic force microscopy (AFM, Figures 1b and S1). The chemical surface composition of the membrane surface was confirmed by X-ray photoelectron spectroscopy (XPS, Figures 1c and S2a). The binding energy at 398.6 eV (N_{1s}) is assigned to the benzimidazole ring formation by the condensation reaction.⁴¹ The protonated $=\text{N}-$ functional groups evidenced by the low signal at 403.0 eV, would generate a conjugated bond system, leading to a slightly lower ratio between $\text{C}-\text{N}/\text{C}=\text{N}$ (72:28) than in the ideal benzimidazole structure.⁴²

Single Gas Permeation. The membrane exhibits a typical size-selective property as based on the single gas permeance of He (0.255 nm), H_2 (0.289 nm), CO_2 (0.33 nm), N_2 (0.364 nm), and CH_4 (0.38 nm) employing the Wicke–Kallenbach technique.⁴³ Highest gas permeance was achieved for He (46 GPU), monotonically decreasing with increasing kinetic

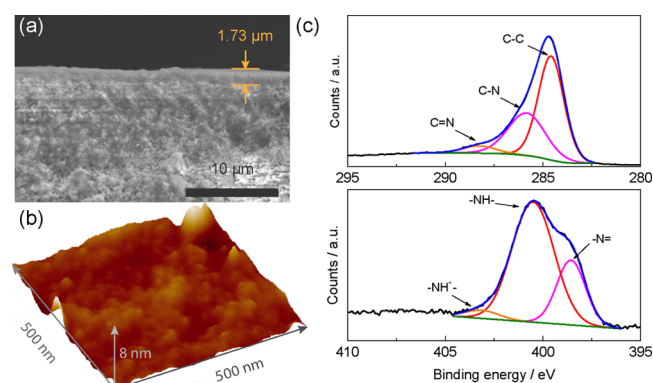


Figure 1. PBDI membrane characterization. (a) Cross-sectional SEM image; (b,c) 3D AFM image, C 1s and N 1s XPS spectra of the PBDI membrane surface.

diameter of the probe gas molecules (Figure 2a). Even though the adsorption selectivity favors CO_2 , N_2 , and CH_4 over He for benzimidazole-linked polymers,^{44,45} the ideal selectivity of He/ CO_2 , He/ N_2 , and He/ CH_4 were 46, 295, and 1000, respectively, and much higher than the corresponding Knudsen selectivity (Figure 2b). Considering the rigid and amorphous nature of PBDI, it can be envisaged that the He molecules can permeate through the pores that are too small for CO_2 , N_2 , and CH_4 , resulting in the high selectivity. The molecular diffusivity dominates the overall separation selectivity, trending toward the molecular sieving limit. Polybenzimidazole of poly(2,2'-*m*-phenylene-5,5'-bibenzimidazole) was previously fabricated on stainless steel tubes by nonsolvent phase inversion as H_2 -selective membranes, which exhibited a low permeance of 4.7 GPU.³⁴ Because of excess water inside porous supports, the initial PBDI oligomers prefer to form a stable hydrogen-bonded network as an intermediate layer rather than far advanced condensation polymerization.⁴⁶ A hierarchical membrane structure would be generated by interfacial polymerization, leading to an improved gas permeance.

Mixed Gas Separation Performance. In order to gain further understanding of the separation behavior, the PBDI membrane performance for the binary He/ CH_4 system was evaluated at various temperatures and feed compositions. Both He and CH_4 permeance monotonically increased with temperature (Figure 3a), yielding an estimated diffusivity activation energy of 21.0 and 46.2 kJ mol^{-1} , respectively (Figure S3), indicating an activated diffusion of both He and CH_4 molecules through PBDI membranes. Hence, the diffusion of the bigger CH_4 molecule benefits more from a temperature increase than He. Therefore, a slight decrease of the He/ CH_4 separation factor was observed when the temperature increased further from 100 to 125 $^{\circ}\text{C}$ (1380 vs 1030). The He permeance of 45 GPU at 100 $^{\circ}\text{C}$ in the mixture is slightly lower than that for pure He feed, which is attributed to some competition with CH_4 . The cost of He separation and purification from NG is strongly dependent on the feed gas composition.^{47,48} Our PBDI membranes exhibit a constant He/ CH_4 selectivity even for a He molar fraction decreased down to 1% (>900, Figure 3b). The high He/ CH_4 selectivity is crucial for the membrane process. For example, the required minimum He/ CH_4 selectivity is 160 to achieve a purity of 99% from a feed of 1% He by a three-stage membrane process;⁴⁷ while a two-stage membrane process requires a selectivity of 175, as simulated by Scholes and Ghosh.⁴⁷ Along this line, a

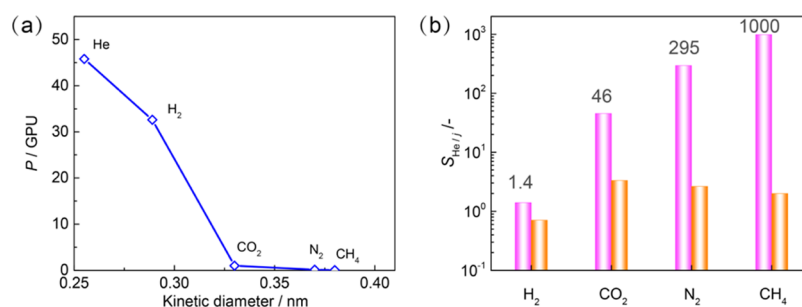


Figure 2. Single gas permeance (a) and ideal selectivity (b) of the PBDI membrane; orange columns indicate Knudsen selectivity of He to other components.

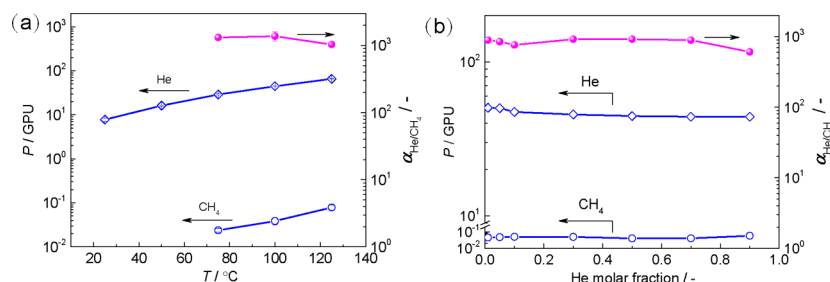


Figure 3. (a) Temperature-dependent separation performance of the PBDI membrane for an equimolar He/CH₄ mixture; (b) effect of He molar fraction on He/CH₄ separation performance.

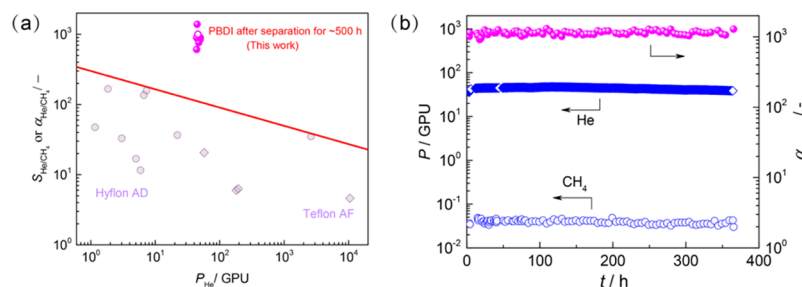


Figure 4. (a) Pure (open circle) and mixed (solid circle, 1–90% He composition) He/CH₄ separation performance comparison of PBDI membranes with commercial Hyflon AD and Teflon AF perfluoropolymers;^{20,21,24,26,49,50} the red line represents the current upper bound for He/CH₄ separation; (b) long-term performance of the PBDI membrane for He/CH₄ mixture separation at 1 bara and 100 °C.

two-stage PBDI membrane process would be sufficient to produce 99% He.

Long-Term Stability. Our PBDI membranes possess a superior He/CH₄ selectivity in comparison with the commercial Hyflon AD and Teflon AF perfluoropolymers (Figure 4a)^{20,21,24,26,49,50} and surpass Robeson's upper bound (Figure S5).¹⁹ The *d*-spacing between the PBDI polymer chains is 3.4 and 6.8 Å (Figure S6), while that is 8.2 and 9.1 Å for Hyflon AD80 and Teflon AF1600, respectively.²² The average free volume size of PBDI film is 4.3 Å as determined by positron annihilation lifetime spectroscopy (PALS, Table S3). The higher selectivity of PBDI membranes than commercial Hyflon AD and Teflon AF systems and the emerging dioxolane-based perfluoropolymers is attributed to a stricter size-exclusion property.^{22,24,25} Even perfluoropolymers could achieve higher permeation flux with moderate selectivity, the CO₂ permeability is normally quite significant (Table S4) and therefore becomes an issue in the presence of CO₂ in NG.³ The high selectivity of He over CO₂ and CH₄ renders the PBDI membrane process more competitive for He extraction, especially from crude NG with low helium abundance and CO₂ presence.

The most significant concern with polymeric membranes for He separation is the susceptibility to physical aging and plasticization.^{9,23} The separation performance of our PBDI membrane, however, did not show any deterioration for a He/CH₄ mixture during the 360 h operation at 100 °C (Figures 4b and S4). In comparison, a supported 6FDA-based polyimide membrane lost 30–60% He permeance after aging in a vacuum chamber at 35 °C for 1000 h.⁵¹ The PBDI polymeric membrane shows no sign of aging. The superior anti-aging behavior is competitive to that of the commercial Hyflon AD60, which kept its permeance after 200 days storage in ambient air.²⁴

CONCLUSIONS

In conclusion, highly selective PBDI membranes were fabricated by interfacial polymerization at room temperature. The overall membrane selectivity is dominated by diffusion selectivity of He to CH₄ primarily due to the small free volume size. The He/CH₄ separation performance of the PBDI membrane is competitive to that of the commercial perfluoropolymers and surpassed Robeson's upper bound. Because of the benchmark selectivity and long-term stability

(~360 h), the PBDI membranes pave the way to direct extraction of this precious helium, especially from low-concentration NG resource.

■ EXPERIMENTAL SECTION

Materials. BTA tetrahydrochloride, TPA (99%), toluene (anhydrous, 99.8%), *N,N*-dimethylformamide (anhydrous, 99.8%), and ethanol (95%) were purchased from Sigma-Aldrich. Deionized water was provided by the Department of Chemical Engineering, Applied sciences of the Delft University of Technology. Asymmetric α -Al₂O₃ substrates (α -Al₂O₃, average pore size ~2.5 μ m; γ -Al₂O₃ layer on top, average pore size ~5.0 nm) with a diameter of 18 mm and a thickness of 2 mm were purchased from Fraunhofer-Institut für Keramische Technologien und Systeme IKTS. The substrate exhibits a He permeance of ~30 000 GPU and a He/CH₄ ideal selectivity of 1.4. All materials and solvents were used without further purification.

Supported PBDI Membrane and Free-Standing PBDI Film Preparation. An alumina substrate was first immersed in a clean Petri dish containing 1.5 wt % BTA aqueous solution under reduced pressure of 0.2 bar for 20 min, and then the substrate was taken out from the solution and dried with compressed air until no visible droplets were left on the surface. A 1.0 wt % TPA toluene solution was then poured onto the BTA saturated alumina substrate, leaving the reaction to run for 0.1–3 h. Afterward, the membrane was left in the fume hood overnight, washed with toluene, dried at room temperature, and finally put into a homemade permeation setup for performance testing at its fresh stage.³⁶

Free-standing PBDI films were prepared in the same way for characterization. Briefly, a TPA toluene solution (1.0 wt %) was gently spread on top of a 1.5 wt % BTA aqueous solution in a Petri dish (or bottle). After few seconds, a brown film layer was formed at the water–toluene interface. The reaction was left to run for 0.1–3 h, and then the film was collected and washed. The resulting films were left to dry in the fume hood at ambient condition and then dried under vacuum at 373 K overnight.

Membrane Performance Evaluation. The single gas permeation and mixed gas separation performance were evaluated by the Wicke–Kallenbach technique. The effective membrane diameter was 1.3 cm. The temperature, controlled by a convection oven, ranged between room temperature and 125 °C. The absolute feed gas pressure was controlled from 1.0 to 5.0 bara by a back-pressure controller on the retentate line. Argon was used as sweep gas with a constant volumetric flow rate of 20 mL/min to eliminate concentration polarization and carry the permeate to a gas chromatograph (Interscience Compact GC) equipped with an MXT-MSieve 5A column and a thermal conductivity detector to separate and analyze the mixture. Mixed gas permeation performance was determined with and without the presence of hydrocarbon or water vapor. For the single gas measurement of He, H₂, CO₂, N₂, and CH₄, the feed flow rate was 20 mL/min. For the He/CH₄ mixture gas separation, the total feed flow rate was 50 mL/min. The feed gas could be saturated with water vapor by bubbling through a water container before passing to the membrane. The effect of higher hydrocarbon on He/CH₄ separation was conducted by introducing 5% *i*-butane to the feed gas. At each permeation condition, the system was allowed to stabilize for more than 2 h and the gas chromatography analysis was repeated at least 10 times. The permeance (P , 3.3928×10^{-10} mol·m⁻²·s⁻¹·Pa⁻¹ = 1 GPU), ideal selectivity (S_{ij} -based on the single component permeation), and separation factor (α_{ij} -based on the mixture permeation) are defined by the following equations:

$$P_i = \frac{J_i}{\Delta p_i} \quad (1)$$

$$S_{ij} = \frac{P_i}{P_j} \quad (2)$$

$$\alpha_{ij} = \frac{y_i/y_j}{x_i/x_j} \quad (3)$$

where J_i is the permeation flux through the membrane, mol·m⁻²·s⁻¹; Δp_i is the transmembrane partial pressure difference of component i , Pa; and x_i , x_j and y_i , y_j are the molar fractions of the mixture components i and j at the feed side (x) and permeate side (y), respectively.

Characterization. The membrane morphology was analyzed by emission scanning electron microscopy (SEM, JSM-6010LA, JEOL). Powder X-ray diffraction (PXRD) pattern of the membrane was recorded in a Bruker-D8 ADVANCE diffractometer using Co $K\alpha$ radiation ($\lambda = 0.178897$ nm). The 2θ range of 5°–50° was scanned using a scan rate of 0.05 deg·s⁻¹. Because of the non-adsorbing property of He,⁵² no isotherm could be recorded. XPS measurements were performed on a K-Alpha Thermo Fisher Scientific spectrometer using monochromatic Al $K\alpha$ radiation at ambient temperature and chamber pressure of about 10⁻⁸ mbar. The X-ray gun was operated at 3 mA and 12 kV, and the spot size was set to 400 μ m. All the spectra measured were corrected by setting the reference binding energy of carbon (C_{1s}) at 284.6 eV.

PALS was used to measure the average free-volume size within PBDI. The PBDI was packed to 1.5 mm either side of the ²²NaCl positron source which was enclosed in a Mylar envelope (source correction 1.418 ns and 3.5%). The samples were placed under vacuum, and lifetimes were collected on EG&G Ortec spectrometers set for coincidence with a full width at half-maximum at 220 ns. The spectra were deconvoluted using LT-v9⁵³ software and fitted to two lifetimes. The first lifetime was fixed to 0.125 ns and was attributed to para-positronium formation (the bound state of an electron and a positron in opposite spin), and the second component was attributed to free annihilation with free electrons within the PBDI. There was no ortho-positronium formation (the bound state of an electron and a positron in the same spin) due to inhibition; therefore, the second component was used to determine the average free volume element size within the material using the adapted Tao–Eldrup equation.⁵⁴

■ ASSOCIATED CONTENT

Supporting Information

The Supporting Information is available free of charge on the ACS Publications website at DOI: 10.1021/acsami.9b05548.

AFM images and XPS spectra of the PBDI membrane surface; Arrhenius representation for the He and CH₄ permeance of the PBDI membrane; long-term performance of the membrane; comparison of PBDI membranes with the state-of-the-art in He/CH₄ mixture separation; PXRD patterns; He/CH₄ separation performance summary; data points for He/CH₄ separation; physical properties of PBDI and commercial perfluoropolymers; and He/CO₂ separation performance comparison between PBDI and perfluoropolymer membranes (PDF)

■ AUTHOR INFORMATION

Corresponding Authors

*E-mail: x.wang-12@tudelft.nl (X.W.).

*E-mail: f.kapteijn@tudelft.nl (F.K.).

ORCID

Xuerui Wang: 0000-0003-2220-7531

Xinlei Liu: 0000-0001-7552-1597

Meng Wang: 0000-0003-1358-3199

Freek Kapteijn: 0000-0003-0575-7953

Author Contributions

X.W., M.S., and X.L. contributed equally. The manuscript was written through contributions of all authors. All authors have given approval to the final version of the manuscript.

Notes

The authors declare no competing financial interest.

ACKNOWLEDGMENTS

X.W. acknowledges support from the research programme with project number 13941, which is financed by the Netherlands Organisation for Scientific Research (NWO). Bart van der Linden, Willy Rook, and Liliana Baron (Delft University of Technology) are acknowledged for their technical support.

REFERENCES

- (1) Ball, P. Helium's Deep Mystery. *Nat. Mater.* **2019**, *18*, 96.
- (2) Soleimany, A.; Hosseini, S. S.; Gallucci, F. Recent Progress in Developments of Membrane Materials and Modification Techniques for High Performance Helium Separation and Recovery: A Review. *Chem. Eng. Process.* **2017**, *122*, 296–318.
- (3) Sunarso, J.; Hashim, S. S.; Lin, Y. S.; Liu, S. M. Membranes for Helium Recovery: An Overview on the Context, Materials and Future Directions. *Sep. Purif. Technol.* **2017**, *176*, 335–383.
- (4) Alders, M.; Winterhalder, D.; Wessling, M. Helium Recovery Using Membrane Processes. *Sep. Purif. Technol.* **2017**, *189*, 433–440.
- (5) Rufford, T. E.; Chan, K. I.; Huang, S. H.; May, E. F. A Review of Conventional and Emerging Process Technologies for the Recovery of Helium from Natural Gas. *Adsorpt. Sci. Technol.* **2014**, *32*, 49–72.
- (6) Park, H. B.; Kamcev, J.; Robeson, L. M.; Elimelech, M.; Freeman, B. D. Maximizing the Right Stuff: The Trade-Off between Membrane Permeability and Selectivity. *Science* **2017**, *356*, No. eaab0530.
- (7) Knebel, A.; Geppert, B.; Volgmann, K.; Kolokolov, D. I.; Stepanov, A. G.; Twiefel, J.; Heitjans, P.; Volkmer, D.; Caro, J. Defibrillation of Soft Porous Metal-Organic Frameworks with Electric Fields. *Science* **2017**, *358*, 347–351.
- (8) Peng, Y.; Li, Y.; Ban, Y.; Jin, H.; Jiao, W.; Liu, X.; Yang, W. Metal-Organic Framework Nanosheets as Building Blocks for Molecular Sieving Membranes. *Science* **2014**, *346*, 1356–1359.
- (9) Baker, R. W.; Lokhandwala, K. Natural Gas Processing with Membranes: An Overview. *Ind. Eng. Chem. Res.* **2008**, *47*, 2109–2121.
- (10) Sanders, D. F.; Smith, Z. P.; Guo, R.; Robeson, L. M.; McGrath, J. E.; Paul, D. R.; Freeman, B. D. Energy-Efficient Polymeric Gas Separation Membranes for a Sustainable Future: A Review. *Polymer* **2013**, *54*, 4729–4761.
- (11) Baker, R. W.; Low, B. T. Gas Separation Membrane Materials: A Perspective. *Macromolecules* **2014**, *47*, 6999–7013.
- (12) Liu, G.; Chernikova, V.; Liu, Y.; Zhang, K.; Belmabkhout, Y.; Shekhah, O.; Zhang, C.; Yi, S.; Eddaoudi, M.; Koros, W. J. Mixed Matrix Formulations with MOF Molecular Sieving for Key Energy-Intensive Separations. *Nat. Mater.* **2018**, *17*, 283–289.
- (13) Lee, M. J.; Kwon, H. T.; Jeong, H.-K. High-Flux Zeolitic Imidazolate Framework Membranes for Propylene/Propane Separation by Postsynthetic Linker Exchange. *Angew. Chem., Int. Ed.* **2017**, *57*, 156–161.
- (14) Biswal, B. P.; Bhaskar, A.; Banerjee, R.; Kharul, U. K. Selective interfacial synthesis of metal-organic frameworks on a polybenzimidazole hollow fiber membrane for gas separation. *Nanoscale* **2015**, *7*, 7291–7298.
- (15) Zhu, L.; Xue, Q.; Li, X.; Wu, T.; Jin, Y.; Xing, W. C2N: an excellent two-dimensional monolayer membrane for He separation. *J. Mater. Chem. A* **2015**, *3*, 21351–21356.
- (16) Stern, S. A.; Sinclair, T. F.; Gareis, P. J.; Vahldieck, N. P.; Mohr, P. H. Helium Recovery by Permeation. *Ind. Eng. Chem.* **1965**, *57*, 49–60.
- (17) Peter, H.; Reinhard, G.; Wilhelm, R.; Helmut, K.; Christian, B.; Josef, W.; Hans-Jörg, W.; Viktor, S.; Edith, L.; Hermann, S. Noble Gases. *Ullmann's Encyclopedia of Industrial Chemistry*, 2001; pp 391–448.
- (18) Scholes, C.; Ghosh, U. Review of Membranes for Helium Separation and Purification. *Membranes* **2017**, *7*, 9.
- (19) Robeson, L. M. The Upper Bound Revisited. *J. Membr. Sci.* **2008**, *320*, 390–400.
- (20) Jansen, J.; Macchione, M.; Drioli, E. On the Unusual Solvent Retention and the Effect on the Gas Transport in Perfluorinated Hyflon AD® Membranes. *J. Membr. Sci.* **2007**, *287*, 132–137.
- (21) Macchione, M.; Jansen, J. C.; De Luca, G.; Tocci, E.; Longeri, M.; Drioli, E. Experimental Analysis and Simulation of the Gas Transport in Dense Hyflon AD60X Membranes: Influence of Residual Solvent. *Polymer* **2007**, *48*, 2619–2635.
- (22) Yavari, M.; Fang, M.; Nguyen, H.; Merkel, T. C.; Lin, H.; Okamoto, Y. Dioxolane-Based Perfluoropolymers with Superior Membrane Gas Separation Properties. *Macromolecules* **2018**, *51*, 2489–2497.
- (23) Scholes, C. A.; Stevens, G. W.; Kentish, S. E. Membrane Gas Separation Applications in Natural Gas Processing. *Fuel* **2012**, *96*, 15–28.
- (24) Okamoto, Y.; Zhang, H.; Mikes, F.; Koike, Y.; He, Z.; Merkel, T. C. New Perfluoro-Dioxolane-Based Membranes for Gas Separations. *J. Membr. Sci.* **2014**, *471*, 412–419.
- (25) Fang, M.; He, Z.; Merkel, T. C.; Okamoto, Y. High-Performance Perfluorodioxolane Copolymer Membranes for Gas Separation with Tailored Selectivity Enhancement. *J. Mater. Chem. A* **2018**, *6*, 652–658.
- (26) Jansen, J. C.; Tasselli, F.; Tocci, E.; Drioli, E. High-Flux Composite Perfluorinated Gas Separation Membranes of Hyflon® AD on a Hollow Fibre Ultrafiltration Membrane Support. *Desalination* **2006**, *192*, 207–213.
- (27) Huang, Y.; Paul, D. Experimental Methods for Tracking Physical Aging of Thin Glassy Polymer Films by Gas Permeation. *J. Membr. Sci.* **2004**, *244*, 167–178.
- (28) Huang, Y.; Wang, X.; Paul, D. Physical Aging of Thin Glassy Polymer Films: Free Volume Interpretation. *J. Membr. Sci.* **2006**, *277*, 219–229.
- (29) Li, S.; Fried, J. R.; Colebrook, J.; Burkhardt, J. Molecular Simulations of Neat, Hydrated, and Phosphoric Acid-Doped Polybenzimidazoles. Part 1: Poly(2,2'-m-phenylene-5,5'-bibenzimidazole) (PBI), Poly(2,5-benzimidazole) (ABPBI), and Poly(p-phenylene benzobisimidazole) (PBDI). *Polymer* **2010**, *51*, 5640–5648.
- (30) Shan, M.; Liu, X.; Wang, X.; Liu, Z.; Iziyi, H.; Ganapathy, S.; Gascon, J.; Kapteijn, F. Novel High Performance Poly(P-Phenylene Benzobisimidazole) (PBDI) Membranes Fabricated by Interfacial Polymerization for H₂ Separation. *J. Mater. Chem. A* **2019**, *7*, 8929.
- (31) Yang, T.; Xiao, Y.; Chung, T.-S. Poly-/Metal-Benzimidazole Nano-Composite Membranes for Hydrogen Purification. *Energy Environ. Sci.* **2011**, *4*, 4171–4180.
- (32) Yang, T.; Shi, G. M.; Chung, T.-S. Symmetric and Asymmetric Zeolitic Imidazolate Frameworks (ZIFs)/Polybenzimidazole (PBI) Nanocomposite Membranes for Hydrogen Purification at High Temperatures. *Adv. Energy Mater.* **2012**, *2*, 1358–1367.
- (33) Hu, Z.; Kang, Z.; Qian, Y.; Peng, Y.; Wang, X.; Chi, C.; Zhao, D. Mixed Matrix Membranes Containing UiO-66(Hf)-(OH)₂ Metal-Organic Framework Nanoparticles for Efficient H₂/CO₂ Separation. *Ind. Eng. Chem. Res.* **2016**, *55*, 7933–7940.
- (34) Berchtold, K. A.; Singh, R. P.; Young, J. S.; Dudeck, K. W. Polybenzimidazole Composite Membranes for High Temperature Synthesis Gas Separations. *J. Membr. Sci.* **2012**, *415–416*, 265–270.
- (35) Raaijmakers, M. J. T.; Hempenius, M. A.; Schön, P. M.; Vancso, G. J.; Nijmeijer, A.; Wessling, M.; Benes, N. E. Sieving of Hot Gases by Hyper-Cross-Linked Nanoscale-Hybrid Membranes. *J. Am. Chem. Soc.* **2014**, *136*, 330–335.
- (36) Shan, M.; Liu, X.; Wang, X.; Yarulina, I.; Seoane, B.; Kapteijn, F.; Gascon, J. Facile Manufacture of Porous Organic Framework Membranes for Precombustion CO₂ Capture. *Sci. Adv.* **2018**, *4*, No. eaau1698.

- (37) Raaijmakers, M. J. T.; Benes, N. E. Current Trends in Interfacial Polymerization Chemistry. *Prog. Polym. Sci.* **2016**, *63*, 86–142.
- (38) Werber, J. R.; Osuji, C. O.; Elimelech, M. Materials for Next-Generation Desalination and Water Purification Membranes. *Nat. Rev. Mater.* **2016**, *1*, 16018.
- (39) Jimenez-Solomon, M. F.; Song, Q.; Jelfs, K. E.; Munoz-Ibanez, M.; Livingston, A. G. Polymer Nanofilms with Enhanced Microporosity by Interfacial Polymerization. *Nat. Mater.* **2016**, *15*, 760–767.
- (40) Marchetti, P.; Jimenez Solomon, M. F.; Szekely, G.; Livingston, A. G. Molecular Separation with Organic Solvent Nanofiltration: A Critical Review. *Chem. Rev.* **2014**, *114*, 10735–10806.
- (41) Liu, S.; Tian, J.; Wang, L.; Zhang, Y.; Qin, X.; Luo, Y.; Asiri, A. M.; Al-Youbi, A. O.; Sun, X. Hydrothermal Treatment of Grass: A Low-Cost, Green Route to Nitrogen-Doped, Carbon-Rich, Photoluminescent Polymer Nanodots as an Effective Fluorescent Sensing Platform for Label-Free Detection of Cu(II) Ions. *Adv. Mater.* **2012**, *24*, 2037–2041.
- (42) Walmsley, R. S.; Hlangothi, P.; Litwinski, C.; Nyokong, T.; Torto, N.; Tshentu, Z. R. Catalytic Oxidation of Thioanisole Using Oxovanadium(IV)-Functionalized Electrospun Polybenzimidazole Nanofibers. *J. Appl. Polym. Sci.* **2013**, *127*, 4719–4725.
- (43) Wang, X.; Karakiliç, P.; Liu, X.; Shan, M.; Nijmeijer, A.; Winnubst, L.; Gascon, J.; Kapteijn, F. One-Pot Synthesis of High-Flux *b*-Oriented MFI Zeolite Membranes for Xe Recovery. *ACS Appl. Mater. Interfaces* **2018**, *10*, 33574–33580.
- (44) Sekizkardes, A. K.; Islamoğlu, T.; Kahveci, Z.; El-Kaderi, H. M. Application of Pyrene-Derived Benzimidazole-Linked Polymers to CO₂ Separation under Pressure and Vacuum Swing Adsorption Settings. *J. Mater. Chem. A* **2014**, *2*, 12492–12500.
- (45) Rabbani, M. G.; El-Kaderi, H. M. Template-Free Synthesis of a Highly Porous Benzimidazole-Linked Polymer for CO₂ Capture and H₂ Storage. *Chem. Mater.* **2011**, *23*, 1650–1653.
- (46) Tomlin, D. W.; Fratini, A. V.; Hunsaker, M.; Wade Adams, W. The Role of Hydrogen Bonding in Rigid-Rod Polymers: The Crystal Structure of a Polybenzobisimidazole Model Compound. *Polymer* **2000**, *41*, 9003–9010.
- (47) Scholes, C. A.; Ghosh, U. Helium Separation through Polymeric Membranes: Selectivity Targets. *J. Membr. Sci.* **2016**, *520*, 221–230.
- (48) Scholes, C. A.; Gosh, U. K.; Ho, M. T. The Economics of Helium Separation and Purification by Gas Separation Membranes. *Ind. Eng. Chem. Res.* **2017**, *56*, 5014–5020.
- (49) Jansen, J. C.; Friess, K.; Drioli, E. Organic Vapour Transport in Glassy Perfluoropolymer Membranes: A Simple Semi-Quantitative Approach to Analyze Clustering Phenomena by Time Lag Measurements. *J. Membr. Sci.* **2011**, *367*, 141–151.
- (50) Pinnau, I.; Toy, L. G. Gas and Vapor Transport Properties of Amorphous Perfluorinated Copolymer Membranes Based on 2,2-Bistrifluoromethyl-4,5-Difluoro-1,3-Dioxole/Tetrafluoroethylene. *J. Membr. Sci.* **1996**, *109*, 125–133.
- (51) Kim, J.; Koros, W.; Paul, D. Effects of CO₂ Exposure and Physical Aging on the Gas Permeability of Thin 6FDA-Based Polyimide Membranes: Part I. Without Crosslinking. *J. Membr. Sci.* **2006**, *282*, 21–31.
- (52) Gumma, S.; Talu, O. Gibbs Dividing Surface and Helium Adsorption. *Adsorption* **2003**, *9*, 17–28.
- (53) Kansy, J. Microcomputer Program for Analysis of Positron Annihilation Lifetime Spectra. *Nucl. Instrum. Methods Phys. Res., Sect. A* **1996**, *374*, 235–244.
- (54) Liao, K.-S.; Chen, H.; Awad, S.; Yuan, J.-P.; Hung, W.-S.; Lee, K.-R.; Lai, J.-Y.; Hu, C.-C.; Jean, Y. C. Determination of Free-Volume Properties in Polymers without Orthopositronium Components in Positron Annihilation Lifetime Spectroscopy. *Macromolecules* **2011**, *44*, 6818–6826.