

Proof of Delivery Smart Contract for Performance Measurements

Madhwal, Yash; Borbon-Galvez, Yari; Etemadi, Niloofar; Yanovich, Yury; Creazza, Alessandro

DOI

[10.1109/ACCESS.2022.3185634](https://doi.org/10.1109/ACCESS.2022.3185634)

Publication date

2022

Document Version

Final published version

Published in

IEEE Access

Citation (APA)

Madhwal, Y., Borbon-Galvez, Y., Etemadi, N., Yanovich, Y., & Creazza, A. (2022). Proof of Delivery Smart Contract for Performance Measurements. *IEEE Access*, 10, 69147-69159.
<https://doi.org/10.1109/ACCESS.2022.3185634>

Important note

To cite this publication, please use the final published version (if applicable).
Please check the document version above.

Copyright

Other than for strictly personal use, it is not permitted to download, forward or distribute the text or part of it, without the consent of the author(s) and/or copyright holder(s), unless the work is under an open content license such as Creative Commons.

Takedown policy

Please contact us and provide details if you believe this document breaches copyrights.
We will remove access to the work immediately and investigate your claim.

Received 29 April 2022, accepted 16 June 2022, date of publication 23 June 2022, date of current version 5 July 2022.

Digital Object Identifier 10.1109/ACCESS.2022.3185634

Proof of Delivery Smart Contract for Performance Measurements

YASH MADHWAL¹, YARI BORBON-GALVEZ², NILOOFAR ETEMADI^{2,3},
YURY YANOVICH¹, (Member, IEEE), AND ALESSANDRO CREAZZA²

¹Center for Next Generation Wireless and IoT, Skolkovo Institute of Science and Technology, 121205 Moscow, Russia

²Centro Sulla Logistica e il Supply Chain Management, LIUC Università Carlo Cattaneo, 21053 Castellanza, Italy

³Faculty of Technology, Policy and Management, Delft University of Technology, 2628 Delft, The Netherlands

Corresponding author: Yari Borbon-Galvez (yborbon@liuc.it)

This work was supported by LIUC—Università Cattaneo under the Project “Secured by Blockchain: Developing Cyber-Risk Free Supply Chains.” The work of Yash Madhwal was supported by the Russian Foundation for Basic Research (RFBR) under Grant 20-37-90128.

ABSTRACT The growth of the enterprise blockchain research supporting supply chain management calls for investigations of their impact and mindfulness of their design, use cases, and pilots. With a blockchain design for the Proof of Delivery (PoD) process management, this paper contributes to learning about performance measurement and the transaction costs implications during the development and application of smart contracts. An experimental design science approach is applied to develop an open-source blockchain to explore ways to make the delivery processes more efficient, the proof of delivery more reliable, and the performance measurements more accurate. The theory of Transaction Costs is applied to evaluate the cost implications of the adoption of smart contracts in the management of the PoD. The findings show that smart contracts make the delivery processes more efficient and proof of delivery more reliable. Yet, the methods and metrics are too complex and qualitative, limiting the smart contract’s capability to measure performance. Our findings indicate potential transaction costs reduction by implementing a blockchain-based performance measurement. The complexities of the delivery process and proof of delivery call for pre-contractual steps to identify the processes and performance metrics to design blockchains. Smart contracts need further development and digital aids to handle qualitative inspections and proof of delivery generation during the delivery process. The blockchain requires the system’s capacity to record off-chain transactions, such as in case of disputes resolutions. The authors extended blockchain research beyond the theoretical level, designing an open-source blockchain for supply chain management within the use case, pilot design, and case study.

INDEX TERMS Actual time of arrival, blockchain, delivery performance, delivery process, estimated time of arrival, Ethereum, smart contract, proof of delivery, transaction costs theory.

I. INTRODUCTION

Proof of delivery (PoD) is one of the essential elements for supply chain (SC) and logistics because of its legal, operational, financial, price, disputes, and other implications. A PoD certificate acknowledges the delivery of assets and documentation on time, place, quantity, quality, and completion as agreed by the parties. It can trigger the transfer of ownership of assets, the operational takeover of custody, financial payoffs for assets and their delivery services, acceptance or correction of the prices according to the delivery condi-

tions (e.g., damaged goods, packaging, late delivery), or non-repudiation of the delivery conditions in case of disputes between the seller and the buyer [1], [2]. Current drawbacks of the PoD include the lengthy verification of compliance with the delivery terms. Manual verification processes may take around 37 minutes per delivery, or up to 190 minutes per day in the Fast-Moving Consumer Goods sector [3]. Manual PoD systems are complex and slow down the operations [4], render operations data unreliable and inaccurate, and limit collaborative decision-making processes between SC and logistics actors [5].

The delivery and PoD problem is not new. It is steadily growing due to the mass customization paradigm in

The associate editor coordinating the review of this manuscript and approving it for publication was Muhammad Imran¹.

supply chain and logistics [6], e-commerce, and omnichannel real-time information and visibility requirements [7]. Potential buyers select Logistics Service Providers that better perform the delivery [8]; in other words, those with better Delivery 'On-Time, in Full' (OTIF) performance are more likely to survive. For instance, it was estimated that global electronics providers were late 99.7% of the time, concerning the requested delivery time [9], and COVID-19 exacerbated the problem [10].

Data inaccuracy or unreliable delivery performance increase operational costs and inventory holding costs and deteriorates customer relationships [11], [12]. This may lead to reshaping supply chains and increasing the costs of search, negotiation, and administrative controls with new clients and LSPs, increasing overall transaction costs [13]. Auto-identification technologies like hand-held or mobile devices, automatic identification systems, Internet of Things (IoT) devices, etc., facilitate the process, verification and performance of delivery [1], [14]. However, auto-identification technologies can be tampered, and electronic data erroneously registered, for instance, to counterfeiting goods in the SC [15], hiding shrinkage [16], for fraudulent consumer behaviour [17], or due to unintentional errors [18].

While logistics 4.0 addresses some delivery and PoD problems with real-time tracking, tracing, monitoring, and notifications for fleet management [19], it tends to rely on centralized infrastructures, increasing end-to-end SC risks of information technology cyberattacks, data integrity loss, lack of transparency, auditability, and mistrust in current systems [20]–[22].

Given the emergence of the blockchain, distributed ledger technologies (DLTs), and smart contracts as potential solutions for such issues [23], the aim of this article is threefold. First, to examine the case study of an open-source supply chain delivery performance smart contract designed with an Italian food industry company. The food supply chain is chosen because it has been reported in the literature that criticality to measure performance in terms of delivery time, conditions, as freshness is not only a matter of quality, but also of safety as for instance good performance measurements allows to precisely determine the food's precise shelf-life [24]–[26]. Second, to show its applicability, functionality, and potential implications in terms of overall transaction costs. And third to explore the implications for the management of the logistics process related to the PoD of the adoption of BC/BDLT, using the lens of the Transaction Cost Theory [13]. Specifically, it tries to answer how use BC/DLT to measure the performance metrics related to the PoD? What transaction costs are implied with the Blockchain/DLT for PoD?

To answer the above questions, the rest of the article is structured as follows. Section II presents the literature considering how DLTs support key SC processes and operations, specifically the delivery of physical goods. Section III discusses the case study and design science methodology used in this investigation. Section III-B describes the case study. Section IV is devoted to the DLT architecture. Section V

discusses our research, results, managerial and strategic implications. And section VI, concludes with the novelty of our results and future research directions.

II. LITERATURE REVIEW

A. DISTRIBUTED LEDGER TECHNOLOGIES FOR SUPPLY CHAIN AND LOGISTICS MANAGEMENT

The relevance of distributed ledger technologies, blockchains, and smart contracts (DLTs) for SCs is increasingly discussed in the literature. Treiblmaier [13] discusses at a theoretical level how firms can use them to better structure or manage contracts, govern SCs, develop competencies, and set relationships. Chang *et al.* [27] showed at the operational level how supply chains could deploy DLTs to monitor and control business processes more efficiently. Hooper and Holtbrugge [28] discussed their strategic use to safeguard property rights, internalize externalities, transaction costs reduction, monopolistic powers prevention, and better distribute social welfare throughout international supply chains. Nandi *et al.* [29] show that SC adoption might be focused on improving operational performance through information sharing and coordination rather than on better strategic orientation based on a review of 126 cases. Thus, there is no doubt about the theoretical, operational, and strategic relevance of DLTs, compared to when blockchains were thought to be fit only for banking or financial transactions because those would not require physical movement of goods [30].

On the other hand, as Xu *et al.* [31] and Hald and Kinra [32] argue, not all is sweet with DLTs. There are potential negative impacts on supply chain's performance, for example, loss of privacy, transparency, exertion of power and surveillance, potential negative technological path-dependencies created by the designer and owner of the technologies, SC segregation, loss of trust, SC rigidity, reduced organizational and labor competencies, etc. [31], [32]. Nevertheless, innovations inevitably shift previous coordination mechanisms, systems and relationships, cooperation and competition among stakeholders, complementarities and strategies, networks and interactions, and users and value streams [33], [34].

Although the SC community has studied good, bad, and ugly sides of DLTs, further examinations of the implications for the delivery process, PoD, and their transaction costs are still pending.

While the delivery process of goods or components from source to customers is key for supply chain management [35], supply chain scholars have not yet analyzed how such a key process might be affected using DLTs. Conversely, computer science scholars have started analyzing it, judging by the 11 Scopus and 8 Web of Science publications retrieved from a keyword search for 'Proof of Delivery' and 'Blockchain' from 2018 to 2020. Thus, the authors believe that SC scholars might have a greenfield to contribute in this area in collaboration with computer scientists.

B. DISTRIBUTED LEDGER TECHNOLOGIES FOR PROOF OF DELIVERY

A successful delivery implies quality, accuracy, and integrity of sourced goods [36], in the correct place and time [37]. Verifying whether delivery is successful is time-consuming because it entails inspecting goods, transportation, and documents and producing the PoD. This process may be manual, semi-manual (Barcode), or with auto-ID systems, i.e. RFID or IoT [38], [39]. After the PoD confirms the match between order specifications and delivery conditions, suppliers may invoice buyers, and LSPs may invoice suppliers [3], [3], [40].

There are many advantages of digitalizing the delivery process [41], [42], but DLTs have been said to make the process even more transparent and less disputed. For instance, Hasan and Salah [21], and Rohan *et al.* [43] proposed sets of electronic keys be handed over to the transporter and buyer. Once all participating entities sign to confirm that the terms and conditions set in a smart contract have been fulfilled, suppliers can withdraw the collateral deposits and submit payoffs. In case of disputes, the resolution goes to an arbitrator. Caro *et al.* [20] proposed a traceability-based system, AgriBlockIoT, with IoT sensors whose data is retrieved by a smart contract to create transparent, fault-tolerant, and auditable records of the whereabouts of goods and assets at a given time. The architecture was tested on Ethereum and Hyperledger Sawtooth, concluding that Ethereum performed better. The problem is that visibility of goods' location does not necessarily translate to acceptance (i.e. PoD) of the goods by the receiving personnel.

Given that the PoD requires managing the logistical operations and relationships between SC parties, a single, smart contract dealing with both aspects might be too complex to handle [44]. Chauhan *et al.* [44] proposed a permissionless blockchain architecture based on Ethereum Quarkchain with a smart contract for operations transactions to secure the participants' interactions. The computer science community contributes to the SCM community by developing new systems, improving network performance, and making information more accessible, accurate, and non-contestable. The question is whether smart contracts used in the delivery process are legally binding for SC managers or whether they are considered just a piece of code in a programming language.

C. SMART CONTRACT AND SUPPLY CHAIN DELIVERY PERFORMANCE

Smart contracts can be considered 'protocols deployed to execute computerized transactions when predefined conditions in a contract are met' triggered with specific business logic either in blockchains, distributed ledgers, or as stand-alone computer programs [45]. The first implementations of smart contracts were in the financial services long before the development of blockchains [46], but they can also be used to measure delivery performance [47]. The delivery performance (mainly On-Time, In-Full) is one of the most important key performance indicators (KPI) in SCM

and logistics operations. It centers on customer satisfaction. Gunasekaran *et al.* [48] argue that while the price is a supplier qualifying factor, the history of delivery reliability secures them a contract. There are four key performance indicators for the delivery process: orders delivered on time, in full, in perfect condition, and with accurate documentation [49]. Bushuev [50], Roy and Sarker [51] took the case of low on-time delivery performance and justified penalties due to early deliveries increasing inventory holding costs of clients, late deliveries contributing to production stoppage, lost sales, and goodwill loss. DLTs promise to optimize SC and logistics operations and to be legally binding with the use of smart contracts. For instance, Zhao *et al.* [52] and Rohan *et al.* [43] showed that DLTs could make the delivery process and PoD more reliable with IoT systems (i.e., RFIDs). Demir *et al.* [53] argued that theoretically, delivery performance can be assured with its record of cancellation, complete, and returned status stored in the blockchain. Meng and Qian [47] decompose the delivery metrics 'On-Time In-Full' (OTIF) to generate blockchain-based real-time business intelligence with historical logistics operations performance data [47]. On the other hand, there is an ongoing debate on whether smart contracts can be legally binding, as per series of warnings issued by Giancaspro [54] and Nguyen *et al.* [55], and series of supporting statements issued by Clack [56] and Six *et al.* [57].

D. THE TRANSACTION COSTS OF IMPLEMENTING DLTs FOR PROOF OF DELIVERY

The transaction costs of managing supply chain and logistics relationships with Blockchain/DLTs ought to be assessed [13]. Based on a comprehensive literature review and multiple case studies, Roeck *et al.* [58] identified that the implementation of the blockchain can reduce a series of transaction costs, namely: assisting managers with their limited capacity to identify operational errors; reducing opportunistic behavior; reducing the costs of partners' performance evaluation; reducing the costs of selecting or switching partners; reducing costs of monitoring and enforcing penalties; reducing the costs of rebalancing asymmetric information; optimizing operational processes; reducing costs of contractual arrangements throughout increased bargaining power. The blockchain capabilities that showed to reduce costs in Roeck *et al.* [58] multiple case studies were transparency, trust, and disintermediation.

Similarly, Dutta *et al.* [59] and Li *et al.* [60] showed that blockchain contract automation offers more security and lowers transaction costs with faster execution time compared to traditional contracts. Further, Cole *et al.*, [4] suggested that Blockchain/DLTs can reduce the need for intermediaries, making supply chains more agile and transparent; and, in turn, reducing the risk of opportunistic behavior in the supply chain [61]. Schmidt and Wagner [62] argue that performance measurement is more certain with the blockchain because there is less external environmental uncertainty with the elimination of intermediaries.

An important consideration raised by Treiblmaier [13] is to assess the partners switching costs when reshaping supply chains or the increased risk of power imbalances shifting with the concentration of supply chain partners with fewer intermediaries. In this line, a survey of Indian and North American firms found a reduction in overall transaction costs by increasing supply chain transparency and performance with blockchain/DLTs [63].

Another comprehensive empirical investigation by Roeck *et al.* [58] based on multiple case studies of the impact of Blockchain/DLTs implementations on transaction costs showed that they could decrease or increase. Reductions may be enabled by the following:

- 1) assisting managers with their limited capacity to identify operational errors,
- 2) reduces opportunistic behavior and enhances trust in the network thanks to an increase in transparency,
- 3) easy of evaluating partners' performance,
- 4) easy of search of partners,
- 5) automating monitoring and enforcement.

In sum, whether transaction costs will be reduced is a question that needs to be answered empirically. One of Roeck *et al.* [58] multiple case studies consisted of provenance assurance in the food industry. In the present article, a single case study, also in the food industry, is analyzed; but with a different use case, i.e., the blockchain/DLT for PoD. The aim is to verify Roeck *et al.* [58] transaction costs approach, using similar theoretical constructs for the same industry but with a different use case, and unveil the reasons underpinning the potential increase or decrease of transaction costs.

While the literature has focused on a single player in the supply chain, we want to investigate the transaction costs related to the PoD embracing the views of two participants, i.e., buyer and seller; with a full development cycle for their interaction with smart contracts to ease the delivery process, PoD, and SC delivery's performance measurements.

III. RESEARCH METHODOLOGY

A. DESIGN SCIENCE APPROACH

SC scholars have been generally interested in knowing what drives DLTs adoption for SCM [64], the role of stakeholders' influence [65], costs, incentives, trade-offs, implementation complexity [4], [13], trust, governance, customer's IP rights, willingness to pay problems [66]. Conversely, computer scientists keep developing DLTs to improve purchasing mechanisms [67], decentralize and scale-up their access and management [68], [69], enable trust-less trading [11], [70], better data processing and generation [71], and so on.

For this article, computer science and SC scholars pursued an explorative design science approach [72]–[74] to develop an SCM-relevant DLT. The approach has four phases: problem identification, proposed solution, evaluation, and contribution to solving the problem. The design science methodology has been successfully used in the development of DLT enabled SCs, such as in the construction industry [75],

commercial real estate [76], industry 4.0 applications [77], semiconductor industry [78], and so on.

To avoid running the risk issued by Wang *et al.* [75] about the tendency to centralize decision-making in the DLTs development process, which leads to unfair governance of DLT networks. Our design process was shared and iterated, reflecting the DLTs capabilities from the computer scientists' point of view and the expected value-added from the SC and logistics scientist and practitioners' point of view.

The DLT followed Hevner *et al.*'s [72] Generate/Test cycle framework:

- 1) Developing an architecture concept for SCM based on Hyperledger Fabric,
- 2) Presenting the concept to an advisory board composed of companies, SC, DLT, and information engineering professionals, exploring alternatives upon constraints indicated by the advisory board,
- 3) Redefining the research problem to focus on the delivery processes and PoD problems,
- 4) Proposing alternative architectures, including Ethereum, to increase flexibility and general capabilities for the SCM objectives.

The advisory board agreed on the suitability of the new architecture, highlighting the need to measure the performance of the delivery and PoD processes. This process took three cycles from generation to final validation by the company.

The following section describes Ponti's case study, with which the research problem was identified, the solution validated, and the transaction costs estimated.

B. THE CASE STUDY OF PONTI

1) COMPANY BACKGROUND, AND PROBLEM DESCRIPTION
The Blockchain/DLT was conceptualized based on a problem identified by Ponti, a medium-size Italian company that produces specialty vinegar, preserves, and other food items. The key markets are Italy, France, and United States, with its international revenues accounting for 13% of its total. The company's distribution network consists of 3 Italian Distribution Centres (DC) and two national transit points to cover the Italian territory. With the expansion, the complexity of the logistical operations increased together with the fragmentation of flows and capacity to manage relationships due to:

- 1) Increasing presence in marketplaces, with increasing frequency of smaller orders;
- 2) Increased demand for larger sizes of individual items;
- 3) Increasing demand from discount market channels.

2) SUPPLY CHAIN, DELIVERY, AND PERFORMANCE

The company's SC consists of producers delivering raw/fresh food to Ponti's food manufacturing plant; manufacturing and shipping to its clients' distribution centers. They are then delivered to the retail outlets. Both inbound and outbound delivery processes are complete after arrival within the allotted time by the receiving client's warehouse, further unloading goods, verification of quantity, state of the cargo, the

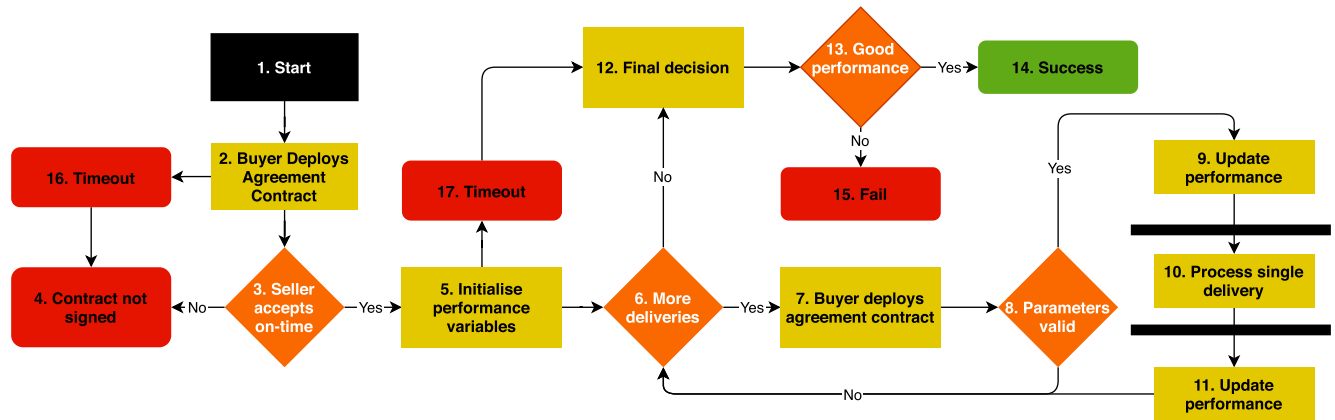


FIGURE 1. Proof of delivery flowcharts: Performance contract algorithm.

origin of the shipment, and producing a PoD. Typically, the warehousing is managed by the company, and the distribution services are outsourced, which leads to establishing the current and expected future service levels and non-compliance penalties in the LSPs contractual agreement (i.e., Service Level Agreement).

The increasing diversification and geographical distribution had led the company to use express delivery services more often with the risk of delivery fragmentation, lengthy cargo inspection times, increased acceptance with reserves, deferred cargo inspections due to logistical practices of new clients delaying the PoD, increased returns, and unclear documentation and writing manual PoD certificates, and the corresponding late delivery penalties, reconciliation costs, and collaterals, etc.

At times, the receiving warehouse personnel transmits inaccurate information regarding the delivery time slot allocation, resulting in delivery delays, penalty costs for late delivery, and increasing friction and potential disputes between the manufacturer and distributors. Given that the distribution is outsourced, the company cannot monitor this delivery process.

The described context constitutes a very interesting case to be analysed and explored to develop a Blockchain/DLT to address the need to access more reliable data generated in the delivery process between shippers, LSPs, and clients' receiving warehouses.

The following subsections provide further details about the DLTs solution from a theoretical and technological perspective.

IV. DISTRIBUTED LEDGER TECHNOLOGY SOLUTION

A. DELIVERY PROCESS AND PoD WORKFLOW

A Buyer submits a pre-contractual agreement to the Seller and, upon verification by the Seller of available stock, production capacity, fleet, and delivery capacity confirms the contract. The contract has starting at time T_s and end time T_e . The Seller must deliver order quantities in the range $[Q_m, Q_M]$ during a time interval $[T_s, T_e]$ to the specified warehouse location, with a minimum success rate r .

During the term of the contract, the Buyer creates order delivery of tasks containing order parameters, estimated time of arrival (ETA), i.e., $t_{eta} > \tau + T_p$, where τ is the task creation time, T_p is the contract parameter for the minimal allowed gap between task creation and emission of an ETA t_{eta} .

Following Fotouhi *et al.*'s [79] operational model, the Seller can accept or reject order delivery tasks submitted by the Buyer within a specific time. If accepted, Seller organizes the order delivery task. On delivery, Seller and Buyer create a transaction with the order delivery parameters, the actual delivery time, and whether the goods comply with the quality. If the delivery time is within the range of the ETA $[t_{eta} - \Delta t_{eta}, t_{eta} + \Delta t_{eta}]$ and if the order quantity and quality are adequate, the delivery is successful. If both the Seller and the Buyer signals are successful, the delivery is successful. If both signals are unsuccessful, the delivery has failed. However, if they have different views on the quality of the delivery, a dispute is opened.

The empirical success rate \hat{r} is in the interval $[s/Q \cdot 100\%, (s + d)/Q \cdot 100\%]$. $Q = s + f + d$, where s, f, d and Q are the number of successful, failed, disputable and total deliveries correspondingly. Only disputable deliveries can change their status over time. Furthermore, the change can be a successful or failed type. So, the interval can only shrink. The Seller can get a bounty payout once $s/(s + f + d) \cdot 100\% \geq r$; Buyer can claim charge penalties if $(s + d)/(s + f + d) \cdot 100\% < r$.

The workflows for the performance contract and single order delivery tasks are as follows. Single order quantities are constrained in size by production capacity, availability of supplies for production, capacity of LSPs performing the physical distribution. Thus, an economic order quantity as described by Utama *et al.* [80] and Combe [81] is negotiated during the pre-contractual agreement. The algorithm of the delivery performance contract is as follows (Figure 1):

- 1) The algorithm starts.
- 2) Buyer defines Seller as a seller, defines the agreed contract parameters
 - T_s and T_e time for contract start and end.

- r target delivery performance in percent (i.e. service level).
 - Q_m and Q_M minimum and maximum number of orders (e.g. $Q_m = 104$, per week; $N_M = 365$, daily)
 - ΔT time slot size (e.g. seven days)
 - Q_Δ number of allowed orders per time slot ΔT . For example, seven
 - T_p time to process the order: the minimum allowed time between order generation and ETA. For example, one day
 - T_a time for Seller to agree with the terms of the contract. For example, seven days
 - α fraction of allowed deviation from ETA. For example, 10% or 0.1.
 - δ time after the maximum allowed t_{eta} before dispute auto-open. For example, 1 day and *flagSign* as *True*. He deploys the contract and a timer for the Seller to sign the contract starts.
- 3) If Seller sends the “agree” transaction within T_a after the contract deployment and the flag *flagSign* is *True*, then start the work under the contract terms and go to Step 5. Otherwise, end workflow at Step 4.
 - 4) Seller and Buyer are not going to work using this instance of the contract. The execution terminates.
 - 5) Set
 - $Q = 0$ is the current number of created orders
 - $d = 0$ is the current number of orders without *success* or *fail* status (under processing or dispute)
 - $s = 0$ is the number of successful orders
 - $f = 0$ is the number of failed orders
 - $Q(i) = 0$ for $i = 1, \dots, \lceil \frac{T_e - T_s}{\Delta T} \rceil$ is an array with the order quantity per time slot during the contract, where $\lceil x \rceil$ is the ceiling of x .
 - *flagContinue* = *True* is a flag whether the Buyer can propose more delivery tasks
 - *flagDesicion* = *False* is a flag where the final decision is made,
 - start timer for T_e (Step 17) and continue working on Step 6.
 - 6) If *flagContinue* = *True* step into the while loop for new deliveries (Step 7), otherwise check if the final decision on performance is ready (Step 12).
 - 7) Buyer sets wanted delivery parameters
 - the estimated time of arrival t_{eta}
 - the string *detailsString* delivery task details regarding the order, logistics, SC specifications, correct documentation, etc.

Note: We considered it a predefined string for the current paper and was not processed in the smart contract. It is assumed that a delivery task details contains observations, reservations, etc. Upon accepted of the delivery, a PoD can be produced, regardless of observations or reservations.
 - 8) If
 - it is not too late to process the order $t_{eta} \geq T_p$
 - ETA is within the contract $T_s \leq \tau + t_{eta} \leq T_e$, where τ is the current time
 - orders are available in the wanted time slot $Q\left(\lceil \frac{\tau + t_{eta} - T_s}{\Delta T} \rceil\right) < Q_\Delta$
 - the maximum number of orders is not reached $Q < Q_M$ then the parameters are valid and go to Step 9, otherwise, return to Step 6.
 - 9) Increase the number of proposed orders Q , the number of deliveries without a final decision d , and the number of orders per time slot $Q\left(\lceil \frac{\tau + t_{eta} - T_s}{\Delta T} \rceil\right)$ by 1. If Q equals Q_M , then set *flagContinue* = *False*. Both start the single delivery processing (Step 10).
 - 10) Process the single delivery order. All the deliveries are processed independently and in a parallel manner (denoted with black parallel lines in Flowchart 1-a).
 - 11) If the result of the delivery is “success”, then increment s by 1, otherwise increment f by 1. Decrease d by 1. Move to Step 6.
 - 12) If *flagContinue* = *True* and *flagDesicion* = *False* and either $100 \cdot s/Q > r$ -guaranteed high success rate- or $r/100 + f/Q > 100$ -guaranteed low success rate, then set *flagDesicion* = *True* and go to Step 13. If $100 \cdot s/Q > r$, the contract result is “success” and go to Step 14. Else if $r/100 + f/Q > 100$, then the contract result is “fail” and go to Step 15.
 - 13) Seller has shown high performance: *success*. The execution terminates.
 - 14) Seller has shown low performance: *fail*. The execution terminates.
 - 15) After T_a set *flagSign* = *False* as Seller has not signed the contract on time. Go to Step 4.
 - 16) At the time T_e set *flagContinue* = *False* and go to Step 12.
- Building upon Sarac *et al.* [82] and Chen *et al.* [83], the following algorithm to process a single order delivery controls two main criteria, the deviation from the maximum waiting time for the delivery truck (i.e., Estimated Time of Arrival or delivery time), and the deviations from the quality of the cargo (i.e., order quantity, the origin of the cargo, the destination of the cargo, and condition of the goods and packaging) (Figure 2):
- 1) The algorithm starts.
 - 2) Set
 - acceptable deviation from ETA equal to $\Delta t_{eta} = \alpha \cdot t_{eta}$.
 - the flag if the final decision has been made *flagDecision* = *False*. Move to Step 3 and Step 17.
 - 3) If the Seller sends the “agree” transaction, then process the delivery at Step 4. If Seller sends the “reject” transaction, then the delivery has failed, and the execution is terminated at Step 5.
- Note:* The on-time notification that Seller will not complete delivery is a better event than failing the delivery

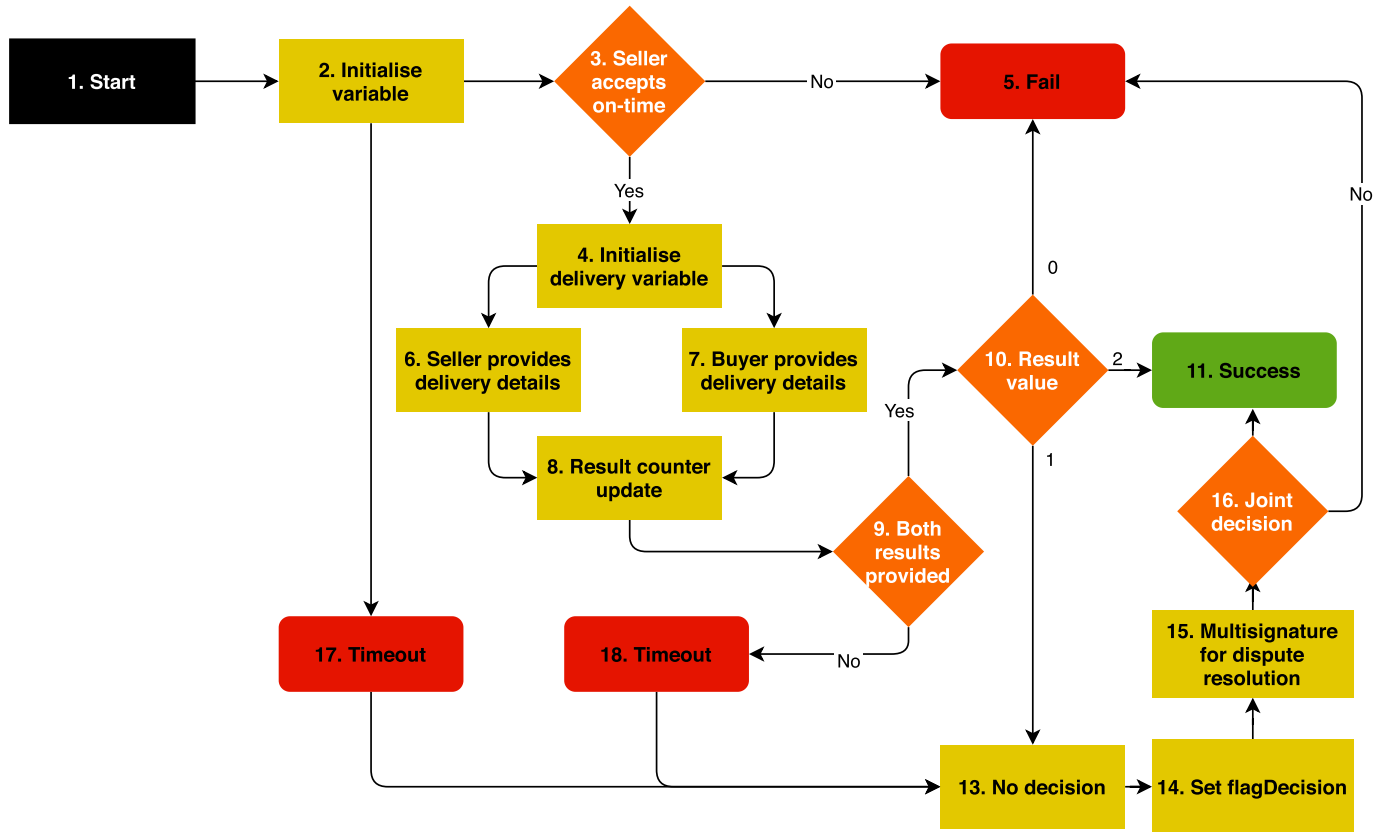


FIGURE 2. Proof of delivery flowcharts: Single delivery processing algorithm.

once accepted. However, we do not distinguish between these situations.

4) Set

- the number of users who provided the delivery log $a = 0$
- the number of “success” answers between Seller and Buyer $b = 0$ and start a parallel answer collection for Seller and Buyer at Steps 6 and 7.

5) Set $flagDecision = True$. Terminate the algorithm. The result is “fail”. -1

6–7) A party provides delivery log as a pair $t_d, flagCargoOk$, where t_d is the time of delivery and $flagCargoOk$ is a flag for the quantity and quality of the cargo, i.e. *True* if the cargo is ok on delivery and *False* if it is not ok.

8) Increment a by 1. If the delivery is ok for the party, i.e., $t_{eta} - \Delta t_{eta} \leq t_d \leq t_{eta} + \Delta t_{eta}$ and $flagCargoOk = True$, then increment b by 1. Go to Step 9.

9) If both Seller and Buyer provided results, i.e. $a = 2$, then go to Step 10. If either Seller or Buyer does not provide results, go to Step 18.

10) Cases

- both agree on “success”, i.e. $b = 2$, then go to Step 11
- both agree on “fail”, i.e. $b = 0$, then go to Step 5
- there is a *dispute*, i.e. $b = 1$, then go to Step 12.

11) Set $flagDecision = True$. Terminate the algorithm. The result is “success”.

12) If $flagDecision = False$, then go to Step 13.

13) Set $flagDecision = True$ and go to Step 14.

14) Resolve the dispute off-chain and submit the final decision with signatures from two parties. Go to Step 15.

15) Terminate the algorithm. Return the result from 14.

16) At $t_{eta} + \Delta t_{eta} + \delta$ go to 13.

B. SYSTEM ARCHITECTURE

The system functions as one smart contract deployed on the network. The smart contract contains the information of the agreements between the entities, i.e., Seller and Buyer. This information can be hard-coded, or an instance of the smart contract can be deployed, bypassing the required number of parameters specific to the use case. Current functionality dictates that for each agreement, a new smart contract is deployed, and the contract’s parameters cannot be modified, e.g., if the duration of the contract is written, it cannot be extended or reduced. Agreements are made between the entities off-chain, and the information is added to the smart contract, for example, start date, end date, number of deliveries, etc. The smart contract is deployed on the network from the Buyer’s address with a time frame for the Seller to agree. The Seller should agree upon the deployed smart contract’s

agreement such that no different information is added other than the off-chain agreement. The Seller should either accept or reject the on-chain smart contract agreement during this time frame. On acceptance, the smart contract functions as per algorithm, else the smart contract is annulled, and no functions can transact on-chain. In the latter case, a new smart contract should be deployed, and the Seller should agree to it. Only then, the smart contract can be executed. Upon finalization of the transactions, the smart contract expires, and further orders and deliveries require the deployment of new smart contracts. Even after smart contracts expire, historical data registered can be accessed, as DLTs can intentionally be made irreversible accessible, as described in Miloslavskaya [84], Mehendale *et al.* [85], and Wouda and Opdenakker [76]. The smart contract, TradingAgreement, is deployed, and it contains three types of data structure that stores the following information:

- 1) **orderBookConsignment:** orderBook records the information based on orders by the buyer, function orderConsignment is called to make order requests to the seller. The orderBook contains the following fields:
 - a) *consignmentNumber*: serial number for consignment's order. If the order exceeds the maximum allowed orders, the system throws an error.
 - b) *timeSlotOfOrder*: the slot interval, when the order was made, the system enables the Buyer either to order consignment weekly or all at once, with different ETAs
 - c) *timeOfOrder*: the time when the Buyer made the order.
 - d) *consignmentSender*: stores the address of the Seller.
 - e) *ETA* for each consignment order ETA is specified.
 - f) *DeliveryReviewed*: set to false and changes to true when the consignment is delivered.
- 2) **receivingConsignmentBook:** deliveryConsignmentInformation records the delivery information of the order. The function receiverConsignment is called by the Buyer to update the information of the corresponding order. The deliveryConsignmentInformation contains the following fields:
 - a) *consignmentnumber*: Serial number of the consignment delivery, the same as the consignment order.
 - b) *consignmentOrderTime*: Written from the orderBook, which stores consignment's ordering time.
 - c) *consignmnetShippingTime*: For each consignment order, the data field specified the time of consignment shipping.
 - d) *ETAasPerOrder*: ETA of the consignment that was recorded while ordering.
 - e) *BuyerATA*: Buyer, while receiving, mentions the actual delivery time.
 - f) *SellerATA*: Seller, while receiving, mentions the actual delivery time.

- g) *consignmentSender*: Address of the Seller
 - h) *DeliveryStatus*: Based on consignment's ETA, Buyer's ATA, and Seller's ATA, one of the following conditions are possible:
 - *NONE*: Initial condition for all consignments before the delivery.
 - *SUCCESS*: If the Seller and Buyer agree on the ETA within specific the range corresponding to the ETA.
 - *FAIL*: The delivery can fail on two conditions:
 - i) The Buyer rejects the consignment on delivery for some reason, for example, if tampered consignment.
 - ii) The Seller and Buyer do not agree on ATAs, or the ATA is out of range of the ETA.
 - *DISPUTE*: If one entity claims delivery on time and the other does not, then, in that case, a dispute arises. All disputes should be addressed and rectified, and the decision for that specific consignment should either be successful or fail.
- All delivered consignments have an ETA when ordered and ATA when delivered. Based on these two parameters, a consignment decision is changed status to success, fail or dispute.
- i) *flagDecision*: Only for success or failure of the consignment's delivery a flag is marked.
 - 3) **multiSigBook:** A contract cannot be completed or concluded if there are raised disputes of consignment. To conclude the contract, all the disputed consignments should be resolved. For this, the entities can off-chain agree to a specific ATA, not necessarily within the range of ETA. Based on the decided ATA, a consignment is marked success or fail, resolving the dispute. After agreeing to a specific ATA, both entities sign transactions agreeing on the ATA, and only then is it marked as resolved.

C. PONTI'S DLT'S TRANSACTION COSTS ESTIMATES

Based on the developmental process of the DLT architecture and multiple in-depth interviews with the Ponti's chief supply chain officer, the adoption of the DLT and its potential transaction costs estimates were assessed. An important use of the KPIs derived from implementing the DLT is the better and more reliable selection of future LSPs. However, the company states that it would require comparable performance information across qualifying LSPs for a complete assessment. Such data can be on-chain or off-chain, albeit the former traceable and certifiable. The asymmetric or lack of performance information about LSP implies higher costs for the company to evaluate, yet it is not a disqualifying factor for future contractual arrangements. Thus, it is not the selection of the LSPs that are at stake, but the reduction of costs of selecting LSPs. The DLT for performance measurement needs to be perceived as an industry standard to justify to the company its enforcement among its supply chain and logistics

partners. Another important implication is the reduced cost of transparency and visibility of their operations and those of their LSPs. The company states that the DLT allows them to hold objective and certifiable data, reducing the likelihood of disagreements with their partners and clients, automatically enforcing penalties to their LSPs, and processing credit notes in real-time for their clients when deliveries fail the “OTIF” standards.

The company’s relatively high bargaining power with its suppliers and relatively low with its clients is not expected to change substantially, as the DLT for performance measurement and PoD is not expected to change the market power. The company requires their top clients to agree to adopt the DLT to adapt it themselves and enforce it on their supply chain partners. The company was asked to assess to what extent each one of the DLT capabilities was expected to have a reduction in their supply chain transaction costs. The objective was to answer the research question and compare the company estimates with the food industry case study reported by Roeck *et al.* [58].

The company stated that the three DLT capabilities (i.e., transparency, trust, disintermediation) could reduce the costs of monitoring LSPs’ performance and automate the monitoring and enforcement of penalties (e.g., automatic credit-notes generation). Transparency is the main mechanism for reducing transaction costs for the company. While disintermediation might be the second most important mechanism to reduce transaction costs, the company would rather reduce transaction costs by building trust along the supply chain than by disintermediating.

V. DISCUSSION OF FINDINGS

A prototype of DLT to monitor the performance of an agreement is implemented and executed on randomly generated data of arbitrary order size. ETA and ATA for each delivery are measured and recorded on the blockchain. The sender and receiver have the privilege to ‘propose’ and ‘accept’ the ETA for a specific order. The smart contract is programmed to conclude the outcome of a consignment delivery based on three parameters, i.e., expected ETA, sender’s ATA claim, and receiver’s ATA claim. Based on these parameters, the contract’s overall performance is determined by calling the function in the smart contract that measures the performance only after executing all orders, especially evaluating proof-of-delivery for all consignments for a specific order. The code is available on GitHub [86].

The DLTs development shows that an SC pre-contractual agreement requires a negotiation process to define protocols and conditions for business processes to align with all SC partners. Thus, our findings support Six *et al.* [57] and Azzopardi *et al.*’s [87] recommendations to set up pre-contractual negotiation processes during a Request for Process process.

This DLT solution allowed programming and compiling into chaincode agreed business protocols. The chaincode is then deployed to Ethereum’s contract address, which

stores chaincodes and executes functionalities when external accounts send instructions in the form of transactions, i.e., instructions to initiate transaction processes on the blockchain. The implementation of smart contracts does not make written contracts obsolete. Written contracts can also be stored on the blockchain using InterPlanetary File System (IPFS) to share data in a distributed manner. Moreover, although chaincodes and written contracts are not entirely interchangeable, the former can, at least, contain parts of a written contract in the form of logical operations.

While supply chain delivery performance can be measured periodically or in real-time, as Meng and Qian [47] proposed our DLT dealt with multiple other complexities (i.e. managing multiple order placements, with multiple order sizes, varying delivery time ranges, etc.) that were considered more important to address. However, given that performance can be measured after the conclusion of the smart contracts, our DLT can be set to deploy smart contracts on time ranges required for performance measurements, i.e., monthly, quarterly, yearly, etc.

Our DLT may contribute to the structure and manage SC contractual agreements and relationships. Treiblmaier [13] predicted that DLT could change SC relationships. In our case, in a real-world operational setting, we would expect SC relationships to strengthen depending on the delivery performance. As expected by Chang *et al.* [27], improving SC performance monitoring with DLTs may drive operational certainty with less conflicting data between LSPs and the receiving warehouses. This may contribute to a general feeling of fairness between partners, even when failed deliveries lead to penalties.

The company’s expectations of reducing transaction costs, based on transparency, trust, and disintermediation, are in line with Roeck *et al.* [58] and Hooper and Holtbrügge [28] because the DLT for PoD can reduce the costs of data verification and dispute resolutions. The case study also suggests that disintermediation contributes to reducing information asymmetry and supporting managers in identifying operational errors, in line with Roeck *et al.*’s, [58] multiple case studies. However, when LSPs with potentially valuable (context and background) information do not adopt the DLT for PoD, disintermediating them or removing them from the network might increase transaction costs. This is because disintermediation, according to Sun *et al.* [88]) and Catalini & Gans [89], might not add more value than creating new roles for network actors, such as collecting and adding the necessary background and contextual information to the DLT to reduce information asymmetries and identify operational errors.

Thus, while DLTs for PoD are rapidly being theorized and developed as described in the literature section, our case study shows a need to design DLTs capable of handling the complexities of the delivery processes, as well as information for robust performance measurements, and this was showed in the critical analysis of the reduction and/or increase of transaction costs according to the capabilities of transparency,

TABLE 1. Effects on the DLT for PoD on Ponti's supply chain transactions costs. Source: Own elaboration based Roeck et al. [58] and in-depth interviews.

Transaction Costs Reduction Estimates	DLT capabilities		
	Transparency	Trust	Disintermediation
Assisting managers with their limited capacity to identify operational errors	-	-	-
Reduce opportunistic behaviour by supply chain and logistics partners	-	-	-
Cost of partners' performance evaluation	-	-	-
Cost of selecting, or switching to, new partners	-	-	-
Automating the monitoring and enforcement of penalties	-	-	-
Reduce information asymmetry in the supply and logistics chains	-	-	-
Optimize supply chain and logistics operational processes	-	-	-
Increased network dependency on transparency	-	-	-
Increase bargaining power with supply chain and logistics partners	-	-	-

trust, and disintermediation. However, given that much of the delivery processes remain off-chain, there is an urgency for digitalizing the SC to further enable better SC performances with DLTs or introduce new roles to gather relevant data from LSPs and supply chain partners.

In this article, two of the four SC delivery KPIs were addressed, i.e., on-time, in-full delivery. Two additional KPIs were assumed to be within specifications, i.e., accurate documentation and goods in perfect condition. And while the verification of specifications is assumed to be an off-chain operation, the validation and acceptance are on-chain transactions. Given the increased transparency in the SC with DLTs, applying automated penalties is hard to repudiate. Such capability incentivizes LSPs to deliver at the ETA and receiving warehouses to minimize unloading and delivery scheduling errors.

VI. CONCLUSION AND FUTURE WORK

Blockchain, distributed ledger technologies, and smart contracts applied to SCM are in the early stages of technological maturation and adoption. This article discussed whether DLTs might address the delivery and PoD processes, measure performance accurately, reduces information misalignment between partners, and reduce transaction costs. We developed a DLT system architecture within a case study with an explorative design science approach [72]–[75]. This article answers the question of how Blockchain/DLT can help measure performance and the delivery process quality based on the smart contract deployed on the blockchain. Furthermore, it was verified that a series of DLT capabilities, i.e., transparency, trust, and disintermediation, may imply changes in the transaction costs of the firm's supply chain in terms of ease of identifying errors, reducing opportunistic behavior, ease of evaluating performance, ease of partners selection, ease of monitoring performance and enforcing penalties, rebalancing information asymmetries, optimizing operational processes, and changing the bargaining power along the supply chain.

The DLT capabilities include the management of delivery processes, delivery performance measurement, automated payoffs, and dispute resolutions. Despite many off-chain operations, these are used as inputs to verify and register in the DLT architecture to reduce information asymmetries. While SC scholars have found that DLTs may reduce trust, in some cases transparency, and may increase

SC rigidity [31], [32], our case study indicates the company might rather use the DLT to build transparency and trust, whilst disintermediation would not necessarily be the aim of future implementation. Data accuracy, transparency, reliability, and better performance measurement might induce fairness, trust, and better SC relationships.

According to Treiblmaier [13], transaction costs should be assessed before and after a DLT implementation. Our investigation agrees with such statements; for instance, it is expected that by implementing the DLT, delivery failures may decrease over time, reducing penalties and overall transaction costs. And our results show that three capabilities could decrease transaction costs (i.e., transparency, trust, and disintermediation). On the other hand, there are trade-offs between reducing transaction costs with the DLT and the increased opportunity and cost by disintermediation or switching SC partners with low performance. Nevertheless, given that the search and selection of new partners become less costly with the smart contract for performance measurement, switching costs are expected to be compensated with a reduction in search and selection of LSPs. This article assumes that off-chain dispute resolutions are embedded into the DLT. However, in practice, the parties require resolution agreements to be signed off-chain, upon which the smart contract validates the resolution and registers it into the blockchain. Future developments might include using private keys to encrypt information instead of relying on a trusted third party as a funded escrow arbitrator.

This shows another critical point that future research endeavours should address: supply chains, in general, require digitalization and Electronic Data Interchange, Auto-ID, and IoT, as suggested by Puggioni *et al.* [39], and Caro *et al.* [20]. Future work on DLTs should consider using such systems and technologies and assess the cost-investment implications of digitalization of the entire supply chain or intermediate/progressive steps of digitalization. The current testbed implementation is deployable in the Ethereum network. Alternatively, Hyperledger Fabric [90], Exonum [91], Hyperledger Besu, etc., can be used in a productive environment. Furthermore, the nodes have been developed in an Ethereum Virtual Machine, and deploying the smart contracts in physically dislocated Ethereum Virtual Machines and living-lab environments will be the aim of future investigations.

ACKNOWLEDGMENT


The authors would like to thank the precious inputs from Ponti's Chief Supply Chain Manager Andrea Gaggianese and Supply Chain Specialist Flavio Manara and also would like to thank the Blockchain Project Research Team and Collaborators: Prof. Fabrizio Dallari, Prof. Claudia Colicchia, Prof. David Menachof, Prof. Horst Treiblmaier, Prof. Luca Urciuoli, and to the project's Advisory Board, and the attendants of LIUC's Secured by Blockchain Forums.

REFERENCES

- [1] A. Calatayud, J. Mangan, and M. Christopher, "The self-thinking supply chain," *Supply Chain Manage., Int. J.*, vol. 24, no. 1, pp. 22–38, Jan. 2019, doi: [10.1108/SCM-03-2018-0136](https://doi.org/10.1108/SCM-03-2018-0136).
- [2] *Cross Industry Despatch and Receive Process*, UN/CEFACT Int. Trade Bus. Processes Group, Geneva, Switzerland, 2019.
- [3] J. P. T. Mo, S. Gajzer, M. Fane, G. Wind, T. Snioch, K. Larnach, D. Seitam, H. Saito, S. Brown, F. Wilson, and G. Lerias, "Process integration for paperless delivery using EPC compliance technology," *J. Manuf. Technol. Manage.*, vol. 20, no. 6, pp. 866–886, Jul. 2009, doi: [10.1108/17410380910975122](https://doi.org/10.1108/17410380910975122).
- [4] R. Cole, M. Stevenson, and J. Aitken, "Blockchain technology: Implications for operations and supply chain management," *Supply Chain Manage., Int. J.*, vol. 24, no. 4, pp. 469–483, Jun. 2019, doi: [10.1108/SCM-09-2018-0309](https://doi.org/10.1108/SCM-09-2018-0309).
- [5] P. Buijs and J. C. Wortmann, "Joint operational decision-making in collaborative transportation networks: The role of IT," *Supply Chain Manage., Int. J.*, vol. 19, no. 2, pp. 200–210, Mar. 2014, doi: [10.1108/SCM-08-2013-0298](https://doi.org/10.1108/SCM-08-2013-0298).
- [6] S. Winkelhaus and E. H. Grosse, "Logistics 4.0: A systematic review towards a new logistics system," *Int. J. Prod. Res.*, vol. 58, no. 1, pp. 18–43, May 2019, doi: [10.1080/00207543.2019.1612964](https://doi.org/10.1080/00207543.2019.1612964).
- [7] S. S. Saghir, M. Bernon, M. Boulakris, and R. Wilding, "Omni-channel logistics special issue," *Int. J. Phys. Distrib. Logistics Manage.*, vol. 48, no. 4, pp. 362–364, May 2018, doi: [10.1108/ijpdlm-05-2018-361](https://doi.org/10.1108/ijpdlm-05-2018-361).
- [8] L. Wei-Hua, X. Xue-Cai, R. Zheng-Xu, and P. Yan, "An emergency order allocation model based on multi-provider in two-echelon logistics service supply chain," *Supply Chain Manage., Int. J.*, vol. 16, no. 6, pp. 391–400, Sep. 2011, doi: [10.1108/13598541111171101](https://doi.org/10.1108/13598541111171101).
- [9] J. Godsell and R. van Hoek, "Fudging the supply chain to hit the number: Five common practices that sacrifice the supply chain and what financial analysts should ask about them," *Supply Chain Manage., Int. J.*, vol. 14, no. 3, pp. 171–176, May 2009, doi: [10.1108/13598540910954511](https://doi.org/10.1108/13598540910954511).
- [10] B. C. Altay, A. Okumuş, and B. A. Mercangöz, "An intelligent approach for analyzing the impacts of the COVID-19 pandemic on marketing mix elements (7Ps) of the on-demand grocery delivery service," *Complex Intell. Syst.*, vol. 8, no. 1, pp. 129–140, Apr. 2021, doi: [10.1007/s40747-021-00358-1](https://doi.org/10.1007/s40747-021-00358-1).
- [11] M.-F. Yang, Y. Lin, L. H. Ho, and W. F. Kao, "An integrated multi-echelon logistics model with uncertain delivery lead time and quality unreliability," *Math. Problems Eng.*, vol. 2016, pp. 1–13, Jan. 2016, doi: [10.1155/2016/8494268](https://doi.org/10.1155/2016/8494268).
- [12] T. Xiao and X. Qi, "A two-stage supply chain with demand sensitive to price, delivery time, and reliability of delivery," *Ann. Oper. Res.*, vol. 241, nos. 1–2, pp. 475–496, Feb. 2012, doi: [10.1007/s10479-012-1085-6](https://doi.org/10.1007/s10479-012-1085-6).
- [13] H. Treiblmaier, "The impact of the blockchain on the supply chain: A theory-based research framework and a call for action," *Supply Chain Manage., Int. J.*, vol. 23, no. 6, pp. 545–559, Sep. 2018, doi: [10.1108/SCM-01-2018-0029](https://doi.org/10.1108/SCM-01-2018-0029).
- [14] M. Al-Talib, W. Y. Melhem, A. I. Anosike, J. A. G. Reyes, S. P. Nadeem, and A. Kumar, "Achieving resilience in the supply chain by applying IoT technology," *Proc. CIRP*, vol. 91, pp. 752–757, Jan. 2020, doi: [10.1016/j.procir.2020.02.231](https://doi.org/10.1016/j.procir.2020.02.231).
- [15] H. Kamaludin, H. Mahdin, and J. H. Abawajy, "Clone tag detection in distributed RFID systems," *PLoS ONE*, vol. 13, no. 3, Mar. 2018, Art. no. e0193951, doi: [10.1371/journal.pone.0193951](https://doi.org/10.1371/journal.pone.0193951).
- [16] B. C. Hardgrave and R. Miller, "RFID in the retail supply chain: Issues and opportunities," in *RFID Technology and Applications*, S. B. Miles, S. E. Sarma, and J. R. Williams, Eds. Cambridge, U.K.: Cambridge Univ. Press, 2018, pp. 113–120, doi: [10.1017/cbo9780511541155.010](https://doi.org/10.1017/cbo9780511541155.010).
- [17] C. V. Amasiatu and M. H. Shah, "First party fraud: A review of the forms and motives of fraudulent consumer behaviours in e-tailing," *Int. J. Retail Distrib. Manage.*, vol. 42, no. 9, pp. 805–817, Sep. 2014, doi: [10.1108/ijrdm-05-2013-0112](https://doi.org/10.1108/ijrdm-05-2013-0112).
- [18] T. Fan, F. Tao, S. Deng, and S. Li, "Impact of RFID technology on supply chain decisions with inventory inaccuracies," *Int. J. Prod. Econ.*, vol. 159, pp. 117–125, Jan. 2015, doi: [10.1016/j.ijpe.2014.10.004](https://doi.org/10.1016/j.ijpe.2014.10.004).
- [19] M. N. Cortimiglia, A. Ghezzi, and F. Renga, "Mobile applications and their delivery platforms," *IT Prof.*, vol. 13, no. 5, pp. 51–56, Sep. 2011, doi: [10.1109/mitp.2011.84](https://doi.org/10.1109/mitp.2011.84).
- [20] M. P. Caro, M. S. Ali, M. Vecchio, and R. Giaffreda, "Blockchain-based traceability in agri-food supply chain management: A practical implementation," in *Proc. IoT Vertical Topical Summit Agricult.-Tuscany (IoT Tuscany)*, May 2018, pp. 1–4, doi: [10.1109/iot-tuscany.2018.8373021](https://doi.org/10.1109/iot-tuscany.2018.8373021).
- [21] H. Hasan and K. Salah, "Blockchain-based proof of delivery of physical assets with single and multiple transporters," *IEEE Access*, vol. 6, pp. 46781–46793, 2018, doi: [10.1109/access.2018.2866512](https://doi.org/10.1109/access.2018.2866512).
- [22] U. Bodkhe, S. Tanwar, K. Parekh, P. Khanpara, S. Tyagi, N. Kumar, and M. Alazab, "Blockchain for industry 4.0: A comprehensive review," *IEEE Access*, vol. 8, pp. 79764–79800, 2020, doi: [10.1109/access.2020.2988579](https://doi.org/10.1109/access.2020.2988579).
- [23] A. Kumar, R. Liu, and Z. Shan, "Is blockchain a silver bullet for supply chain management? Technical challenges and research opportunities," *Decis. Sci.*, vol. 51, no. 1, pp. 8–37, Jun. 2019, doi: [10.1111/deci.12396](https://doi.org/10.1111/deci.12396).
- [24] R. V. George, H. O. Harsh, P. Ray, and A. K. Babu, "Food quality traceability prototype for restaurants using blockchain and food quality data index," *J. Cleaner Prod.*, vol. 240, Dec. 2019, Art. no. 118021.
- [25] Y. Kayikci, N. Subramanian, M. Dora, and M. S. Bhatia, "Food supply chain in the era of industry 4.0: Blockchain technology implementation opportunities and impediments from the perspective of people, process, performance, and technology," *Prod. Planning Control*, vol. 33, nos. 2–3, pp. 301–321, Feb. 2022.
- [26] N. Niknejad, W. Ismail, M. Bahari, R. Hendradi, and A. Z. Salleh, "Mapping the research trends on blockchain technology in food and agriculture industry: A bibliometric analysis," *Environ. Technol. Innov.*, vol. 21, Feb. 2021, Art. no. 101272.
- [27] S. E. Chang, Y.-C. Chen, and M.-F. Lu, "Supply chain re-engineering using blockchain technology: A case of smart contract based tracking process," *Technol. Forecasting Social Change*, vol. 144, pp. 1–11, Jul. 2019, doi: [10.1016/j.techfore.2019.03.015](https://doi.org/10.1016/j.techfore.2019.03.015).
- [28] A. Hooper and D. Holtbrügge, "Blockchain technology in international business: Changing the agenda for global governance," *Rev. Int. Bus. Strategy*, vol. 30, no. 2, pp. 183–200, Jun. 2020, doi: [10.1108/ribs-06-2019-0078](https://doi.org/10.1108/ribs-06-2019-0078).
- [29] M. L. Nandi, S. Nandi, H. Moya, and H. Kaynak, "Blockchain technology-enabled supply chain systems and supply chain performance: A resource-based view," *Supply Chain Manage., Int. J.*, vol. 25, no. 6, pp. 841–862, Jul. 2020, doi: [10.1108/SCM-12-2019-0444](https://doi.org/10.1108/SCM-12-2019-0444).
- [30] S. Apte and N. Petrovsky, "Will blockchain technology revolutionize expipient supply chain management?" *J. Expipients Food Chemicals*, vol. 7, no. 3, pp. 76–78, Sep. 2016.
- [31] P. Xu, J. Lee, J. R. Barth, and R. G. Richey, "Blockchain as supply chain technology: Considering transparency and security," *Int. J. Phys. Distrib. Logistics Manage.*, vol. 51, no. 3, pp. 305–324, Jan. 2021, doi: [10.1108/ijpdlm-08-2019-0234](https://doi.org/10.1108/ijpdlm-08-2019-0234).
- [32] K. S. Hald and A. Kinra, "How the blockchain enables and constrains supply chain performance," *Int. J. Phys. Distrib. Logistics Manage.*, vol. 49, no. 4, pp. 376–397, Jun. 2019, doi: [10.1108/ijpdlm-02-2019-0063](https://doi.org/10.1108/ijpdlm-02-2019-0063).
- [33] F. F. Suarez, "Battles for technological dominance: An integrative framework," *Res. Policy*, vol. 33, no. 2, pp. 271–286, Mar. 2004, doi: [10.1016/j.respol.2003.07.001](https://doi.org/10.1016/j.respol.2003.07.001).
- [34] M. De Reuver, C. Sørensen, and R. C. Basole, "The digital platform: A research agenda," *J. Inf. Technol.*, vol. 33, no. 2, pp. 124–135, Jun. 2018, doi: [10.1057/s41265-016-0033-3](https://doi.org/10.1057/s41265-016-0033-3).
- [35] A. Corominas, "Supply chains: What they are and the new problems they raise," *Int. J. Prod. Res.*, vol. 51, nos. 23–24, pp. 6828–6835, Nov. 2013, doi: [10.1080/00207543.2013.852700](https://doi.org/10.1080/00207543.2013.852700).
- [36] B. Gaudenzi, G. A. Zsidisin, and R. Pellegrino, "Measuring the financial effects of mitigating commodity price volatility in supply chains," *Supply Chain Manage., Int. J.*, vol. 26, no. 1, pp. 17–31, Oct. 2020, doi: [10.1108/SCM-02-2020-0047](https://doi.org/10.1108/SCM-02-2020-0047).

- [37] Z. He, Z. Guo, and J. Wang, "Integrated scheduling of production and distribution operations in a global MTO supply chain," *Enterprise Inf. Syst.*, vol. 13, no. 4, pp. 490–514, Jan. 2018, doi: [10.1080/17517575.2018.1428770](https://doi.org/10.1080/17517575.2018.1428770).
- [38] W. Jakkhupan, S. Arch-Int, and Y. Li, "Business process analysis and simulation for the RFID and EPCglobal network enabled supply chain: A proof-of-concept approach," *J. Netw. Comput. Appl.*, vol. 34, no. 3, pp. 949–957, May 2011, doi: [10.1016/j.jnca.2010.04.003](https://doi.org/10.1016/j.jnca.2010.04.003).
- [39] E. Puggioni, A. Shaghaghi, R. Doss, and S. S. Kanhere, "Towards decentralized IoT updates delivery leveraging blockchain and zero-knowledge proofs," in *Proc. IEEE 19th Int. Symp. Netw. Comput. Appl. (NCA)*, Nov. 2020, pp. 1–10, doi: [10.1109/nca51143.2020.9306689](https://doi.org/10.1109/nca51143.2020.9306689).
- [40] N. Haron, R. Soh, and A. Harun, "Implementation of building information modelling (BIM) in Malaysia: A review," *Pertanika J. Sci. Technol.*, vol. 25, pp. 661–674, Jul. 2017.
- [41] J. F. Galvez, J. C. Mejuto, and J. Simal-Gandara, "Future challenges on the use of blockchain for food traceability analysis," *TrAC Trends Anal. Chem.*, vol. 107, pp. 222–232, Oct. 2018, doi: [10.1016/j.trac.2018.08.011](https://doi.org/10.1016/j.trac.2018.08.011).
- [42] W. Torbacki, "A hybrid MCDM model combining DANP and PROMETHEE II methods for the assessment of cybersecurity in industry 4.0," *Sustainability*, vol. 13, no. 16, p. 8833, Aug. 2021, doi: [10.3390/su13168833](https://doi.org/10.3390/su13168833).
- [43] R. Rohan, S. Varma, and M. Sivaramakrishna, "Blockchain-based solution for proof of pick-up of a physical asset," in *Proc. Int. Conf. Mainstreaming Block Chain Implement. (ICOMBI)*, Feb. 2020, pp. 1–7, doi: [10.23919/icombi48604.2020.9203298](https://doi.org/10.23919/icombi48604.2020.9203298).
- [44] A. Chauhan, H. Kaur, S. Yadav, and S. K. Jakhar, "A hybrid model for investigating and selecting a sustainable supply chain for agri-produce in India," *Ann. Oper. Res.*, vol. 290, nos. 1–2, pp. 621–642, Mar. 2019, doi: [10.1007/s10479-019-03190-6](https://doi.org/10.1007/s10479-019-03190-6).
- [45] M. Alharby, A. Aldweesh, and A. V. Moorsel, "Blockchain-based smart contracts: A systematic mapping study of academic research (2018)," in *Proc. Int. Conf. Cloud Comput., Big Data Blockchain (ICCCBB)*, Nov. 2018, pp. 1–6, doi: [10.1109/icccb.2018.8756390](https://doi.org/10.1109/icccb.2018.8756390).
- [46] E. S. Ross, "Nobody puts blockchain in a corner: The disruptive role of blockchain technology in the financial services industry and current regulatory issues," Catholic Univ. Amer., Columbus School Law, Washington, DC, USA, Tech. Rep., 2017, vol. 25, no. 2. [Online]. Available: <https://scholarship.law.edu/jlt/vol25/iss2/7>
- [47] M. H. Meng and Y. Qian, "A blockchain aided metric for predictive delivery performance in supply chain management," in *Proc. IEEE Int. Conf. Service Oper. Logistics, Informat. (SOLI)*, Jul. 2018, pp. 285–290, doi: [10.1109/soli.2018.8476723](https://doi.org/10.1109/soli.2018.8476723).
- [48] A. Gunasekaran, C. Patel, and R. E. McGaughey, "A framework for supply chain performance measurement," *Int. J. Prod. Econ.*, vol. 87, no. 3, pp. 333–347, Feb. 2004, doi: [10.1016/j.ijpe.2003.08.003](https://doi.org/10.1016/j.ijpe.2003.08.003).
- [49] F. R. Lima-Junior and L. C. R. Carpinetti, "Predicting supply chain performance based on SCOR metrics and multilayer perceptron neural networks," *Int. J. Prod. Econ.*, vol. 212, pp. 19–38, Jun. 2019, doi: [10.1016/j.ijpe.2019.02.001](https://doi.org/10.1016/j.ijpe.2019.02.001).
- [50] M. A. Bushuev, "Delivery performance improvement in two-stage supply chain," *Int. J. Prod. Econ.*, vol. 195, pp. 66–73, Jan. 2018, doi: [10.1016/j.ijpe.2017.10.007](https://doi.org/10.1016/j.ijpe.2017.10.007).
- [51] M. Das Roy and B. R. Sarker, "Optimizing a supply chain problem with nonlinear penalty costs for early and late delivery under generalized lead time distribution," *Comput. Ind. Eng.*, vol. 160, Oct. 2021, Art. no. 107536, doi: [10.1016/j.cie.2021.107536](https://doi.org/10.1016/j.cie.2021.107536).
- [52] Y. Zhao, Y. Liu, A. Tian, Y. Yu, and X. Du, "Blockchain based privacy-preserving software updates with proof-of-delivery for Internet of Things," *J. Parallel Distrib. Comput.*, vol. 132, pp. 141–149, Oct. 2019, doi: [10.1016/j.jpdc.2019.06.001](https://doi.org/10.1016/j.jpdc.2019.06.001).
- [53] M. Demir, O. Turetken, and A. Ferwom, "Blockchain and IoT for delivery assurance on supply chain (BIDAS)," in *Proc. IEEE Int. Conf. Big Data (Big Data)*, Dec. 2019, pp. 5213–5222, doi: [10.1109/big-data47090.2019.9006277](https://doi.org/10.1109/big-data47090.2019.9006277).
- [54] M. Giancaspro, "Is a 'smart contract' really a smart idea? Insights from a legal perspective," *Comput. Law Secur. Rev.*, vol. 33, no. 6, pp. 825–835, Dec. 2017, doi: [10.1016/j.clsr.2017.05.007](https://doi.org/10.1016/j.clsr.2017.05.007).
- [55] S. Nguyen, P. S.-L. Chen, and Y. Du, "Risk identification and modeling for blockchain-enabled container shipping," *Int. J. Phys. Distrib. Logistics Manage.*, vol. 51, no. 2, pp. 126–148, Aug. 2020, doi: [10.1108/ijpdlm-01-2020-0036](https://doi.org/10.1108/ijpdlm-01-2020-0036).
- [56] C. Clack, "Smart contract templates: Legal semantics and code validation," *J. Digit. Banking*, vol. 2, no. 4, pp. 338–352, May 2018.
- [57] N. Six, C. N. Ribalta, N. Herbaut, and C. Salinesi, "A blockchain-based pattern for confidential and pseudo-anonymous contract enforcement," in *Proc. IEEE 19th Int. Conf. Trust, Secur. Privacy Comput. Commun. (TrustCom)*, Dec. 2020, pp. 1965–1970, doi: [10.1109/trust-com50675.2020.00268](https://doi.org/10.1109/trust-com50675.2020.00268).
- [58] D. Roeck, H. Sternberg, and E. Hofmann, "Distributed ledger technology in supply chains: A transaction cost perspective," *Int. J. Prod. Res.*, vol. 58, no. 7, pp. 2124–2141, Aug. 2019, doi: [10.1080/00207543.2019.1657247](https://doi.org/10.1080/00207543.2019.1657247).
- [59] P. Dutta, T.-M. Choi, S. Somani, and R. Butala, "Blockchain technology in supply chain operations: Applications, challenges and research opportunities," *Transp. Res. E, Logistics Transp. Rev.*, vol. 142, Oct. 2020, Art. no. 102067, doi: [10.1016/j.tre.2020.102067](https://doi.org/10.1016/j.tre.2020.102067).
- [60] G. Li, L. Li, T. Choi, and S. P. Sethi, "Green supply chain management in Chinese firms: Innovative measures and the moderating role of quick response technology," *J. Oper. Manage.*, vol. 66, nos. 7–8, pp. 958–988, Nov. 2019, doi: [10.1002/joom.1061](https://doi.org/10.1002/joom.1061).
- [61] S. Saberi, M. Kouhizadeh, J. Sarkis, and L. Shen, "Blockchain technology and its relationships to sustainable supply chain management," *Int. J. Prod. Res.*, vol. 57, no. 7, pp. 2117–2135, Oct. 2018, doi: [10.1080/00207543.2018.1533261](https://doi.org/10.1080/00207543.2018.1533261).
- [62] C. G. Schmidt and S. M. Wagner, "Blockchain and supply chain relations: A transaction cost theory perspective," *J. Purchasing Supply Manage.*, vol. 25, no. 4, Oct. 2019, Art. no. 100552, doi: [10.1016/j.pursup.2019.100552](https://doi.org/10.1016/j.pursup.2019.100552).
- [63] S. F. Wamba, M. M. Queiroz, and L. Trinchera, "Dynamics between blockchain adoption determinants and supply chain performance: An empirical investigation," *Int. J. Prod. Econ.*, vol. 229, Nov. 2020, Art. no. 107791, doi: [10.1016/j.ijpe.2020.107791](https://doi.org/10.1016/j.ijpe.2020.107791).
- [64] G. Giri and H. L. Manohar, "Factors influencing the acceptance of private and public blockchain-based collaboration among supply chain practitioners: A parallel mediation model," *Supply Chain Manage., Int. J.*, Aug. 2021, doi: [10.1108/SCM-02-2021-0057](https://doi.org/10.1108/SCM-02-2021-0057).
- [65] J.-J. Hew, L.-W. Wong, G. W.-H. Tan, K.-B. Ooi, and B. Lin, "The blockchain-based halal traceability systems: A hype or reality?" *Supply Chain Manage., Int. J.*, vol. 25, no. 6, pp. 863–879, Jun. 2020, doi: [10.1108/SCM-01-2020-0044](https://doi.org/10.1108/SCM-01-2020-0044).
- [66] M. Rogerson and G. C. Parry, "Blockchain: Case studies in food supply chain visibility," *Supply Chain Manage., Int. J.*, vol. 25, no. 5, pp. 601–614, May 2020, doi: [10.1108/SCM-08-2019-0300](https://doi.org/10.1108/SCM-08-2019-0300).
- [67] I. A. Omar, R. Jayaraman, M. S. Debe, K. Salah, I. Yaqoob, and M. Omar, "Automating procurement contracts in the healthcare supply chain using blockchain smart contracts," *IEEE Access*, vol. 9, pp. 37397–37409, 2021, doi: [10.1109/access.2021.3062471](https://doi.org/10.1109/access.2021.3062471).
- [68] N. Z. Aitzhan and D. Svetinovic, "Security and privacy in decentralized energy trading through multi-signatures, blockchain and anonymous messaging streams," *IEEE Trans. Depend. Sec. Comput.*, vol. 15, no. 5, pp. 840–852, Oct. 2018, doi: [10.1109/TDSC.2016.2616861](https://doi.org/10.1109/TDSC.2016.2616861).
- [69] O. Novo, "Blockchain meets IoT: An architecture for scalable access management in IoT," *IEEE Internet Things J.*, vol. 5, no. 2, pp. 1184–1195, Apr. 2018, doi: [10.1109/iot.2018.2812239](https://doi.org/10.1109/iot.2018.2812239).
- [70] Q. I. Xia, E. B. Sifah, K. O. Asamoah, J. Gao, X. Du, and M. Guizani, "MeDShare: Trust-less medical data sharing among cloud service providers via blockchain," *IEEE Access*, vol. 5, pp. 14757–14767, 2017, doi: [10.1109/ACCESS.2017.2730843](https://doi.org/10.1109/ACCESS.2017.2730843).
- [71] Y. Lu, X. Huang, Y. Dai, S. Maharjan, and Y. Zhang, "Blockchain and federated learning for privacy-preserved data sharing in industrial IoT," *IEEE Trans. Ind. Informat.*, vol. 16, no. 6, pp. 4177–4186, Jun. 2020, doi: [10.1109/tii.2019.2942190](https://doi.org/10.1109/tii.2019.2942190).
- [72] Hevner, March, Park, and Ram, "Design science in information systems research," *MIS Quart.*, vol. 28, no. 1, p. 75, 2004, doi: [10.2307/25148625](https://doi.org/10.2307/25148625).
- [73] K. Peffers, T. Tuunanen, M. A. Rothenberger, and S. Chatterjee, "A design science research methodology for information systems research," *J. Manage. Inf. Syst.*, vol. 24, no. 3, pp. 45–77, Dec. 2007, doi: [10.2753/mis0742-1222240302](https://doi.org/10.2753/mis0742-1222240302).
- [74] J. Holmström, M. Ketokivi, and A.-P. Hameri, "Bridging practice and theory: A design science approach," *Decis. Sci.*, vol. 40, no. 1, pp. 65–87, Feb. 2009, doi: [10.1111/j.1540-5915.2008.00221.x](https://doi.org/10.1111/j.1540-5915.2008.00221.x).
- [75] Y. Wang, C. H. Chen, and A. Zghari-Sales, "Designing a blockchain enabled supply chain," *Int. J. Prod. Res.*, vol. 59, no. 5, pp. 1450–1475, Sep. 2020, doi: [10.1080/00207543.2020.1824086](https://doi.org/10.1080/00207543.2020.1824086).

- [76] H. P. Wouda and R. Opendakker, "Blockchain technology in commercial real estate transactions," *J. Property Investment Finance*, vol. 37, no. 6, pp. 570–579, Sep. 2019, doi: [10.1108/jpif-06-2019-0085](https://doi.org/10.1108/jpif-06-2019-0085).
- [77] K. F. Schulz and D. Freund, "A multichain architecture for distributed supply chain design in industry 4.0," in *Proc. Bus. Inf. Syst. Workshops*. Cham, Switzerland: Springer, 2019, pp. 277–288, doi: [10.1007/978-3-030-04849-5_25](https://doi.org/10.1007/978-3-030-04849-5_25).
- [78] L. Herrgos, J. Lohmer, G. Schneider, and R. Lasch, "Development and evaluation of a blockchain concept for production planning and control in the semiconductor industry," in *Proc. IEEE Int. Conf. Ind. Eng. Eng. Manage. (IEEM)*, Dec. 2020, pp. 440–444, doi: [10.1109/ieem45057.2020.9309979](https://doi.org/10.1109/ieem45057.2020.9309979).
- [79] H. Fotouhi, N. Mori, E. Miller-Hooks, V. Sokolov, and S. Sahasrabudhe, "Assessing the effects of limited curbside pickup capacity in meal delivery operations for increased safety during a pandemic," *Transp. Res. Rec., J. Transp. Res. Board*, Feb. 2021, doi: [10.1177/0361198121991840](https://doi.org/10.1177/0361198121991840).
- [80] D. M. Utama, D. S. Widodo, M. F. Ibrahim, K. Hidayat, and S. K. Dewi, "The sustainable economic order quantity model: A model consider transportation, warehouse, emission carbon costs, and capacity limits," *J. Phys., Conf. Ser.*, vol. 1569, no. 2, Jul. 2020, Art. no. 022095, doi: [10.1088/1742-6596/1569/2/022095](https://doi.org/10.1088/1742-6596/1569/2/022095).
- [81] C. Combe, *Introduction to e-Business*. Evanston, IL, USA: Routledge, Jul. 2012, doi: [10.4324/9780080492780](https://doi.org/10.4324/9780080492780).
- [82] A. Sarac, N. Absi, and S. D. Pérès, "Impacts of RFID technologies on supply chains: A simulation study of a three-level supply chain subject to shrinkage and delivery errors," *Eur. J. Ind. Eng.*, vol. 9, no. 1, p. 27, 2015, doi: [10.1504/ejie.2015.067452](https://doi.org/10.1504/ejie.2015.067452).
- [83] S. Chen, X. Liu, J. Yan, G. Hu, and Y. Shi, "Processes, benefits, and challenges for adoption of blockchain technologies in food supply chains: A thematic analysis," *Inf. Syst. e-Bus. Manage.*, vol. 19, no. 3, pp. 909–935, Feb. 2020, doi: [10.1007/s10257-020-00467-3](https://doi.org/10.1007/s10257-020-00467-3).
- [84] N. Miloslavskaya, "Designing blockchain-based SIEM 3.0 system," *Inf. Comput. Secur.*, vol. 26, no. 4, pp. 491–512, Oct. 2018, doi: [10.1108/ics-10-2017-0075](https://doi.org/10.1108/ics-10-2017-0075).
- [85] D. K. Mehendale, R. S. Masurekar, and H. V. Patil, "Implications of block chain in real estate industry," *Int. J. Recent Technol. Eng.*, vol. 8, no. 1, pp. 500–503, 2019.
- [86] Y. Madhwal. (2021). *Proof of Delivery Smart Contract for Performance Measurements*. [Online]. Available: https://github.com/yashmadhwal/SCM_Performance
- [87] S. Azzopardi, G. Pace, and F. Schapachnik, "On observing contracts: Deontic contracts meet smart contracts," in *Legal Knowledge and Information Systems*. Amsterdam, The Netherlands: IOS Press, Dec. 2018.
- [88] R.-T. Sun, A. Garimella, W. Han, H.-L. Chang, and M. J. Shaw, "Transformation of the transaction cost and the agency cost in an organization and the applicability of blockchain—A case study of peer-to-peer insurance," *Frontiers Blockchain*, vol. 3, p. 24, May 2020, doi: [10.3389/fbloc.2020.00024](https://doi.org/10.3389/fbloc.2020.00024).
- [89] C. Catalini and J. S. Gans, "Some simple economics of the blockchain," *Commun. ACM*, vol. 63, no. 7, pp. 80–90, Jun. 2020, doi: [10.1145/3359552](https://doi.org/10.1145/3359552).
- [90] E. Androulaki et al., "Hyperledger fabric," in *Proc. 13th EuroSys Conf.*, Apr. 2018, pp. 1–15, doi: [10.1145/3190508.3190538](https://doi.org/10.1145/3190508.3190538).
- [91] Y. Yanovich, I. Ivashchenko, A. Ostrovsky, A. Shevchenko, and A. Sidorov, "Exonum: Byzantine fault tolerant protocol for blockchains," Bitfury, Amsterdam, The Netherlands, Tech. Rep., 2018, pp. 1–36. [Online]. Available: <https://bitfury.com>



YASH MADHWAL is currently pursuing the Ph.D. degree with the Skolkovo Institute of Science and Technology (Skoltech), specializing in implementing blockchain technology in resolving supply chain problems. He is also the Teaching Assistant of the course "Introduction to blockchain" and conducts technical seminars, showing the listeners methods to build blockchain applications. Additionally, he is invited as a Guest Lecturer to different universities to deliver an Introductory Lecturer on blockchain technology and potential applications. He has authored multiple scientific papers, where he has built prototypes of the blockchain-based decentralized application (DApp), focusing on industrial problems, especially the supply chain.



YARI BORBON-GALVEZ received the Doctor of Philosophy degree in science and technology policy studies from the University of Sussex. He is currently a Senior Research Fellow of Logistics and Supply Chain Management with the School of Industrial Engineering, LIUC Università Carlo Cattaneo, Italy. Prior to this post, he was a Postdoctoral Researcher with the Department of Transport and Regional Economics, University of Antwerp. He was a Research Fellow with the Zaragoza Logistics Center, Spain. He specializes in security, resilience, digitalization, and sustainability. He is an External Expert of the United Nations Centre for Trade Facilitation and Electronic Business (UN/CEFACT)'s Chain Project-Cross-Border (Technical, Legal, and Governance) Interoperability Blockchain Infrastructure 4.0. He leads the Linux Foundation Hyperledger Supply Chain Trade Finance Interest Group Small Project "Harmonization of Request for Information on Blockchain and DLTs Services Guidelines."



NILOOFAR ETEMADI is currently pursuing the Ph.D. degree in logistics and supply chain management with the School of Industrial Engineering, University of Cattaneo LIUC, Italy. She is also a Visiting Fellow with the Faculty of Technology, Policy, and Management, Delft University of Technology, The Netherlands. She is also collaborating in the implementation of the project concerning the management of cyber risks in supply chains with applications of architecture based on blockchain. Her research interests include design and management of international logistics networks with safety, security, and sustainability considerations.



YURY YANOVICH (Member, IEEE) received the bachelor's and master's degrees (Hons.) in applied physics and mathematics from the Moscow Institute of Physics and Technology, Moscow, Russia, in 2010 and 2012, respectively, and the Ph.D. degree in probability theory and mathematical statistics from the Institute for Information Transmission Problems, Moscow, in 2017. Currently, he is a Senior Research Scientist with the Skolkovo Institute of Science and Technology, Moscow. He has been a Lecturer of "Introduction to Blockchain" course at top Russian universities, since 2017. He is an author of Exonum consensus protocol. His research interests include blockchain, consensus protocols, and privacy and applications.



ALESSANDRO CREAZZA is currently an Associate Professor in logistics and supply chain management with the School of Industrial Engineering, LIUC Università Carlo Cattaneo, Italy, where he is also the Director of the Green Transition Hub. He is also a Visiting Fellow with the Faculty of Business, Law and Politics, University of Hull, U.K., a fellow of the Higher Education Academy in the U.K., and a member of the Italian Association of Professors of Industrial Plants Design and Management. Prior to this post, he was a Reader in logistics and supply chain management with the Logistics Institute, Hull University Business School, where he was the Director of U.K. Recruitment and Partnerships of the Faculty of Business Law and Politics. He specializes in the area of the design and management of international logistics networks. He is the author of more than 90 scientific publications. His research interests include cyber and information risk management, supply chain network design with risk and sustainability considerations (eco-resilience), healthcare logistics, logistics 4.0 and industry 4.0, circular economy applied to logistics, and supply chain management.

...